

APPENDIX VIII.

Financial Filings (Public)

March 29, 2024

Lawanda R. Gilbert, Director
Office of Cable Television & Telecommunications
44 South Clinton Avenue, 3rd Fl., Ste. 314
P.O. Box 350
Trenton, NJ 08625-0350

Re: OCTV Form 99 for the following:

CSC TKR, LLC , Cablevision of New Jersey, LLC, Cablevision of Rockland/Ramapo, LLC, Cablevision of Monmouth, LLC, Cablevision of Hudson County, LLC, Cablevision of Warwick, LLC, Cablevision of Oakland, LLC, Cablevision of Paterson, LLC, Cablevision of Newark

Dear Ms. Gilbert:

Enclosed please find the 2023 OCTV Form F99 for the above referenced companies. Please note, we have elected to file the forms on a consolidated basis (with exception to required system level information) and have provided an affidavit of responsibility executed by an officer of CSC TKR, LLC (form AFR-1). Also, please find enclosed a copy of the CSC TKR, LLC and subsidiaries unaudited consolidated balance sheet, income statement, member's capital statement, and cash flow statement as of and for the year ended December 31, 2023. A copy of the Altice USA 2023 Annual Report is also enclosed.

If you have any questions, please contact me at your convenience.



Mr. Ted Christensen
Vice President, Accounting

cc:

Marilyn Davis
Senior Director, Government Affairs

Sohrab Shahandeh (w/o attachments)
Director, Government Affairs & Policy

STATE OF NEW JERSEY
BOARD OF PUBLIC UTILITIES
OFFICE OF CABLE TELEVISION & TELECOMMUNICATIONS

**AFFIDAVIT OF RESPONSIBILITY FOR FILING MULTI-SYSTEM OCTV FORMS¹ ON
BEHALF OF LEGAL ENTITIES OPERATING A NEW JERSEY CATV SYSTEM
FOR THE YEAR ENDED DECEMBER 31, 2023**

STATE OF New York
COUNTY OF Queens ss:

RESPONSIBLE REPORTING ENTITY:

NAME: CSC TKR,LLC
ADDRESS: 1 COURT SQUARE WEST
LONG ISLAND CITY, NY 11101

PHONE NO.: (516)-803-2300

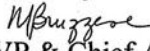
OCTV FORMS TO BE FILED ON A MULTI-SYSTEM BASIS: (CHECK APPL. FORM):

X - OCTV FORM F99 (Including certain system-level information schedules)

 - OCTV FORMS CATV-1 & 2 (Including Attachments)

Maria Bruzzese being of full age and duly sworn according to law, does hereby depose and state as follows:


I am Senior Vice President & Chief Accounting Officer of CSC,TKR,LLC. As such, I am familiar with the contents and filing requirements of the above-checked OCTV Forms. I hereby state that CSC TKR,LLC, the undersigned Responsible Reporting Entity (RRE) has the assigned responsibility and full authority to file these OCTV Forms on a multi-system basis on behalf of the New Jersey Cable Legal Operating Entities (NJCLOE) listed on the attached Schedule that legally operate a cable television system in the State of New Jersey, pursuant to the authority granted by the Board of Public Utilities. The RRE shall assume responsibility for all notices served and any penalty levied with respect to these OCTV Forms. This does not discharge the fulfillment of any other obligation, duty, payment and/or other responsibility by each NJCLOE System pursuant to N.J.S.A. 48:5A et al., and N.J.A.C. 14:17 and 14:18 et al.


Maria Bruzzese, SVP & Chief Accounting Officer
NAME & TITLE²
CSC TKR,LLC

On Behalf of (RESP. REPORTING ENTITY)

Sworn and subscribed before me this

24th Day of March, 2024



Amy P. Pfail
Notary Public, State of New York
Reg. No. 01PF0006279
Qualified in Nassau County
Commission Expires April 26, 2027

¹Except for certain ownership information designated on the forms which must continue to be provided on a system-level basis.

²The Officer that signs this "OCTV Form AFR-1" must be included in OCTV Form F99 Section I, Question 6 response.

**STATE OF NEW JERSEY
BOARD OF PUBLIC UTILITIES
OFFICE OF CABLE TELEVISION & TELECOMMUNICATIONS**

**SCHEDULE OF NEW JERSEY CABLE LEGAL OPERATING ENTITIES INCLUDED IN
FILING OF MULTI-SYSTEM OCTV FORMS¹ FILED BY THE RESPONSIBLE
REPORTING ENTITY PURSUANT TO OCTV FORM AFR-1**

FOR THE YEAR ENDED DECEMBER 31, 2023

RESPONSIBLE REPORTING ENTITY:

NAME: CSC TKR, LLC
 ADDRESS: 1 COURT SQUARE WEST
LONG ISLAND CITY, NY 11101
 PHONE NO: (516) 803-2300

NJ Cable Legal Operating Entity (NJCLOE) and form of organization (LLC, Corp., Ptr., Other)²	d/b/a name(s) generally used in New Jersey	Reporting Entity and Organizational Level of Accompanying Financial Statements	Name of MSO that owns or controls the NJCLOE	Address of MSO	Telephone No. of MSO	Relationship of Undersigned Responsible Party to NJCLOE
CSC TKR, LLC	Cablevision of Elizabeth, Cablevision of Raritan Valley, Cablevision of Hamilton, Cablevision of Morris		Cablevision Systems Corp	1 Court Square West Long Island City, NY 11101	(516) 803-2300	
Cablevision of New Jersey, LLC			Cablevision Systems Corp	1 Court Square West Long Island City, NY 11101	(516) 803-2300	
Cablevision of Rockland/Ramapo, LLC			Cablevision Systems Corp	1 Court Square West Long Island City, NY 11101	(516) 803-2300	
Cablevision of Monmouth, LLC			Cablevision Systems Corp	1 Court Square West Long Island City, NY 11101	(516) 803-2300	
Cablevision of Hudson County, LLC			Cablevision Systems Corp	1 Court Square West Long Island City, NY 11101	(516) 803-2300	

¹ Except for certain ownership information designated on the forms which must continue to be provided on a system-level basis.

² The use of the term "company" in this form shall mean any corporation, partnership, LLC, or other legal entity.

³ The Officer that signs this "Sched. to OCTV Form AFR-1" must be incl. in OCTV Form F99 Section 1, Quest. 6 resp.

NJ Cable Legal Operating Entity (NJCLOE) and form of organization (LLC, Corp., Ptr., Other) ²	d/b/a name(s) generally used in New Jersey	Reporting Entity and Organizational Level of Accompanying Financial Statements	Name of MSO that owns or controls the NJCLOE	Address of MSO	Telephone No. of MSO	Relationship of Undersigned Responsible Party to NJCLOE
Cablevision of Warwick, LLC			Cablevision Systems Corp	1 Court Square West Long Island City, NY 11101	(516) 803-2300	
Cablevision of Oakland, LLC			Cablevision Systems Corp	1 Court Square West Long Island City, NY 11101	(516) 803-2300	
Cablevision of Paterson, LLC			Cablevision Systems Corp	1 Court Square West Long Island City, NY 11101	(516) 803-2300	
Cablevision of Newark			Cablevision Systems Corp	1 Court Square West Long Island City, NY 11101	(516) 803-2300	

M. Bruzzese

Maria Bruzzese, Senior Vice President & Chief Accounting Officer³
NAME & TITLE

On Behalf of (RESP. REPORTING ENTITY)

CSC TKR, LLC

¹ Except for certain ownership information designated on the forms which must continue to be provided on a system-level basis.

² The use of the term "company" in this form shall mean any corporation, partnership, LLC, or other legal entity.

³ The Officer that signs this "Sched. to OCTV Form AFR-1" must be incl. in OCTV Form F99 Section 1, Quest. 6 resp.

OCTV FORM F99

Selected Financial and Statistical Data¹

2023

CSC TKR, LLC

Cable Television Company²

1. CSC TKR, LLC
d/b/a:
 - Cablevision of Elizabeth
 - Cablevision of Raritan Valley
 - Cablevision of Hamilton
 - Cablevision of Morris
 - SECO System^a
2. Cablevision of New Jersey, LLC
 - Bayonne System^a
 - Bergen System^a
3. Cablevision of Rockland/Ramapo, LLC
4. Cablevision of Monmouth, LLC
5. Cablevision of Hudson County, LLC
6. Cablevision of Warwick, LLC
 - Warwick System^a
 - Port Jervis System^a
7. Cablevision of Oakland, LLC
8. Cablevision of Paterson, LLC
 - Paterson/Allamuchy System^a
9. Cablevision of Newark

New Jersey Cable Television System Name

^a Represents internally referenced system name.

¹Note: This is supplemental material and does not replace the Audited Financial Statements required to be filed.

² If the Cable Television Company is not the system-level entity legally operating the New Jersey Cable Television System(s), please attach "OCTV Form AFR-1 – Affidavit of Filing Responsibility", and "Schedule to OCTV Form AFR-1", listing each of the New Jersey Cable Legal Operating Entities (NJCLOE) included in the filing.

Check if same as prior year's F99

I. ORGANIZATION AND MANAGEMENT – As of March 28, 2024

1. (a) Full legal name of New Jersey cable company and form of organization (LLC, Corp., Ptr., Other).¹

CSC TKR, LLC

(b) If applicable, the d/b/a name generally used in New Jersey
(see above)

2. Reporting Entity and organizational level (e.g. system-level, legal entity, regional, or Statewide-level) selected by this system for the Accompanying Financial Statements. See attached cover letter for more information.

Other – See attached consolidated financial statements of
CSC TKR, LLC AND SUBSIDIARIES

3. Provide name, address and telephone number of the MSO that owns or controls the NJ Cable Co.²

Cablevision Systems Corporation
1 Court Square West, Long Island City, NY 11101
516 803-2300

4. List all owners having an interest of 3% or more in company. If owner is a Legal Entity having 10 % or more interest, list number of shares or other evidence of ownership interest (E.O.I.) (**Multi-System filers must attach a separate schedule listing information for each NJCLOE included in the filing.**)

Principal	Percent of Ownership	Number of Shares or other E.O.I. (If Applicable)	Type of Partnership or LLC ³ (If Applicable)
CSC Holdings, LLC	100%		Cablevision Systems Corporation, Sole Member
CSC TKR, LLC	100%		CSC Holdings, LLC, Sole Member
Cablevision of New Jersey, LLC	100%		CSC TKR, LLC, Sole Member
Cablevision of Rockland/Ramapo, LLC	100%		CSC TKR, LLC, Sole Member
Cablevision of Monmouth, LLC	100%		CSC TKR, LLC, Sole Member
Cablevision of Hudson County, LLC	100%		CSC TKR, LLC, Sole Member
Cablevision of Warwick, LLC	100%		CSC TKR, LLC, Sole Member
Cablevision of Oakland, LLC	100%		Cablevision of Monmouth, LLC, Sole Member
Cablevision of Paterson, LLC	100%		Cablevision of Hudson County, LLC, Sole Member
Cablevision of Newark	75%		Cablevision of New Jersey, LLC, General Partner
	25%		CSC Gateway, LLC, Limited Partner

¹ The use of the term "company" in this form shall mean any corporation, partnership, LLC, or other legal entity.

² The use of the term "MSO" in this form is defined as a company that operates more than one cable TV system in the U.S.

³ If principal is a partnership, indicate whether it is a limited or general partner. If principal is a LLC, list members of LLC.

5. List the full legal name(s) of the ultimate owner(s) of the New Jersey System. (**Multi-system filers must attach schedule(s) if ultimate owner(s) differs for any single system**).

Altice USA, Inc.

FOR ITEMS 6 – 10:

Multi-system filers must attach a separate list for each single system containing different data.

6. Names of all officers and office held by each (attach list).¹

Dennis Mathew Primary Address:	Chief Executive Officer and President c/o Cablevision 1 Court Square West Long Island City, NY 11101
Primary Phone:	516-803-2300
Marc Sirota Primary Address:	Chief Financial Officer c/o Cablevision 1 Court Square West Long Island City, NY 11101
Primary Phone:	516-803-2300
Michael Olsen Primary Address:	Executive Vice President, Secretary & General Counsel c/o Cablevision 1 Court Square West Long Island City, NY 11101
Primary Phone:	516-803-2300
Colleen Schmidt Primary Address:	Executive Vice President, Human Resources c/o Cablevision 1 Court Square West Long Island City, NY 11101
Primary Phone:	516-803-2300
Maria Bruzzese Primary Address:	Senior Vice President, Chief Accounting Officer c/o Cablevision 1 Court Square West Long Island City, NY 11101
Primary Phone:	516-803-2300
David Prebut Primary Address:	Senior Vice President, Tax c/o Cablevision 1 Court Square West Long Island City, NY 11101
Primary Phone:	516-803-2300

¹ The Officer that signs OCTV Form AFR-1, Schedule to AFR-1 and the Pg. 7 – Certification of this Form F99, must be included here.

7. Names of all members of the Board of Directors or Membership Committee (parent company if subsidiary of MSO) (attach list if necessary).

Dennis Mathew
 Primary Address: c/o Cablevision
 1 Court Square West
 Long Island City, NY 11101
 Primary Phone: 516-803-2300

Marc Sirota
 Primary Address: c/o Cablevision
 1 Court Square West
 Long Island City, NY 11101
 Primary Phone: 516-803-2300

Michael Olsen
 Primary Address: c/o Cablevision
 1 Court Square West
 Long Island City, NY 11101
 Primary Phone: 516-803-2300

8. CORPORATE OR HEAD OFFICE:

Check if same as prior year's F99

CSC TKR, LLC
1 Court Square West
Long Island City, New York 11101
Michael E. Olsen
Executive Vice President, General Counsel & Secretary
929-418-4583

NAME
 STREET ADDRESS
 MUNICIPALITY, STATE AND ZIP CODE
 CONTACT PERSON
 TITLE
 TELEPHONE

9. REGIONAL OFFICE:

Check if same as prior year's F99

CSC TKR, LLC
275 Centennial Ave
Piscataway, New Jersey 08854
Marilyn Davis
Senior Director, Government Affairs
609-571-9041
Sohrab Shahandeh
Director, Government Affairs & Policy
516-803-2300

NAME
 STREET ADDRESS
 MUNICIPALITY, STATE AND ZIP CODE
 CONTACT PERSON
 TITLE
 TELEPHONE
 CONTACT PERSON
 TITLE
 TELEPHONE

10. REGISTERED AGENT:

Check if same as prior year's F99

Corporation Service Company

Princeton South Corporate Ctr., Suite 160

100 Charles Ewing Blvd

Ewing, New Jersey 08628

800-927-9800

NAME

STREET ADDRESS

STREET ADDRESS 2

MUNICIPALITY, STATE AND ZIP CODE

CONTACT PERSON

TITLE

TELEPHONE

CABLEVISION TELEVISION COMPANY: CSC TKR, LLC
II. Accounting Data - For Year Ending December 31, 2023

INCOME STATEMENT

		<u>Current Year</u>	<u>Prior Year</u> ¹
1.	<u>REVENUE</u>		
	<u>Video Subscriber Revenue:</u>		
	Video Subscriber Revenue ²	1) \$	
	Late Fee Revenue - Video (if applicable)	2) \$	
	Less: Revenue Offsets - Video (if applicable) ³	3) \$	
	Total Video Subscriber Revenues	4) \$	
	<u>Non-Video Subscriber and Non-Subscriber Revenues</u>		
	Advertising Revenue	5) \$	
	Other Revenue ⁴	6) \$	
	Late Fee Revenue - Non-video (if applicable)	7) \$	
	Less: Revenue Offsets - Non-video (if applicable)	8) \$	
	Ttl. Non-Video Subscriber and Non-Subscriber Revenues	9) \$	
	Gross Operating Revenues (GOR)	10) \$	
2.	<u>OPERATING EXPENSES</u>		
	Programming Expenses	11) \$	
	Franchise Fees	12) \$	
	Bad Debt Expense	13) \$	
	Advertising, Marketing and Promotion	14) \$	
	All Other Operating Expenses (incl. Other Contra Revenue) ⁵	15) \$	
	Total Operating Expenses	16) \$	
	Operating Income/(Loss) (GOR Minus Ttl. Op. Exp.)	17) \$	
	Depreciation and Amortization	18) \$	
	Interest	19) \$	
	Taxes	20) \$	
	Other Income/Expenses	21) \$	
	Net Income (Loss)	22) \$	

¹ For any Accounting Data amount different from last year's F99 (e.g. prior pd. Adjustment), please attach a separate reconciling worksheet.

² Includes Basic Service (incl. Limited Basic); Cable Programming Service (incl. Expanded Basic); Digital Video Service and Tiers; Premium/Premier/Pay Tiers; PPV & VOD; Broadcast Fees; Sports Tier Fees; Video Equipment Revenue, incl. Digital Video Equipment; Video Installation/Activation Revenue; & All Other Video Subscriber Revenue.

³ Provide a supporting schedule of Revenue Offsets with explanatory description, itemized by account and amount.

⁴ Includes Internet/Data/Cable Modem; Home Shopping Network; and all other **Non-Video Sub. and Non-Subscriber Revenues**.

⁵ Provide a supporting schedule of any Contra Revenues, including Late Fees, itemized by account and amount.

BALANCE SHEET

3. ASSETS

<u>Current Assets</u>	<u>Current Year</u>	<u>Prior Year</u>
Cash and Cash Equivalents	1) \$	
Accounts Receivable less Allowances	2) \$	
Due from Affiliates (Incl. Notes, Interco./Advs. to Affil.)	3) \$	
Other Current Assets ¹	4) \$	
Total Current Assets	5) \$	
Property, Plant and Equipment, net of Accumulated Depreciation	6) \$	
Franchise Rights	7) \$	
Goodwill	8) \$	
Other Intangibles, Net	9) \$	
Shareholder's/Partner's Loans	10) \$	
Due from Affiliates (Incl. Notes, Interco./Advs. to Affil.)	11) \$	
Other Non-Current Assets, net ²	12) \$	
Total Assets	13) \$	
4. <u>LIABILITIES AND OWNER'S EQUITY</u>		
<u>Current Liabilities</u>		
Accounts Payable ³	14) \$	
Due to Affil. (Incl. Notes, Interco./Advs. from Affil.)	15) \$	
Accrued Expenses and Other Current Liabilities ⁴	16) \$	
Current Portion - Long Term Debt ⁵	17) \$	
Total Current Liabilities	18) \$	
Long Term Debt, less current portion (See footnote 5.)	19) \$	
Shareholder's/Partner's Loans	20) \$	
Due to Affil. (Incl. Notes, Interco./Advs. from Affil.)	21) \$	
Other Non-Current Liabilities ⁶	22) \$	
Total Liabilities	23) \$	
Owner's Equity (Incl. Member's Capital & Other)	24) \$	
Total Liabilities and Owner's Equity	25) \$	

¹ Include "prepaid expenses, programming rights, deposits, and any other current assets" (except "due from affiliates"), in "Other Current Assets."

² Include "Deferred Tax Assets" and any other non-current assets in "Other Non-Current Assets, net".

³ Include "Accrued expenses related to trade creditors" in Accounts Payable.

⁴ Include "Current deferred revenue", and any other current or accrued liability in "Accrued Expenses and Other Current Liabilities".

⁵ In addition, see OCTV Form F99 - Att. A requiring CATV Company Evidences of Indebtedness and Secondary Obligations.

⁶ Include "Non-current deferred revenue"; "Deferred Tax Liability"; and any other non-current liability in "Other Non-Current Liabilities".

CABLE TELEVISION COMPANY: CSC TKR, LLC


SYSTEM: Aggregate
III. STATISTICAL DATA

For Year Ended December 31, 2023

1. Average Monthly Subscriber Bill. (AMSB)¹
(Include Basic Service (incl. Limited Basic); Cable Programming Service (incl. Ex Service and Tiers; Premium/Premier/Pay Tiers; PPV & VOD; Broadcast Fees; Sp Rev. incl Digital Video Equipment; Video Installation/Activation Revenue; & All

2. Churn Factor:

- a. Number of customers end of 2022
- b. Number of customers added in 2023
- c. Number of customers that were dropped in 2023
- d. Number of customers end of 2023 $(a + b - c)^2$
- e. Average number of customers in 2023



¹ Please attach the formula (numerator and denominator) and calculation, with descriptions, resulting in the AMSB.

² This number should equal the subscriber count reported in Section II of the Cable Facts Questionnaire filed for the same year end. For any differences, please provide a reconciling schedule, with explanation.



CABLE TELEVISION COMPANY: CSC TKR, LLC

SYSTEM: Elizabeth

III. STATISTICAL DATA


For Year Ended December 31, 2023

1. Average Monthly Subscriber Bill. (AMSB)¹

(Include Basic Service (incl. Limited Basic); Cable Pr
Expanded Basic); Digital Video Service and Tiers; Pr
& VOD; Broadcast Fees; Sports Tier Fees; Video Equ
Equipment; Video Installation/Activation Revenue; &
Revenue).

2. Churn Factor:

- a. Number of customers end of 2022
- b. Number of customers added in 2023
- c. Number of customers that were dropped in 2023
- d. Number of customers end of 2023 (a + b - c) ²
- e. Average number of customers in 2023



¹ Please attach the formula (numerator and denominator) and calculation, with descriptions, resulting in the AMSB.

² This number should equal the subscriber count reported in Section II of the Cable Facts Questionnaire filed for the same year end. For any differences, please provide a reconciling schedule, with explanation.


CABLE TELEVISION COMPANY: CSC TKR, LLC

SYSTEM: Raritan Valley
III. STATISTICAL DATA

For Year Ended December 31, 2023

1. Average Monthly Subscriber Bill. (AMSB)¹
(Include Basic Service (incl. Limited Basic); Cable Pro Expanded Basic); Digital Video Service and Tiers; Pre PPV & VOD; Broadcast Fees; Sports Tier Fees; Video Video Equipment; Video Installation/Activation Revenue Subscriber Revenue).

2. Churn Factor:
 - a. Number of customers end of 2022
 - b. Number of customers added in 2023
 - c. Number of customers that were dropped in 2023
 - d. Number of customers end of 2023 (a + b - c) ²
 - e. Average number of customers in 2023



¹ Please attach the formula (numerator and denominator) and calculation, with descriptions, resulting in the AMSB.

² This number should equal the subscriber count reported in Section II of the Cable Facts Questionnaire filed for the same year end. For any differences, please provide a reconciling schedule, with explanation.


CABLE TELEVISION COMPANY: CSC TKR, LLC

SYSTEM: Hamilton
III. STATISTICAL DATA

For Year Ended December 31, 2023

1. Average Monthly Subscriber Bill. (AMSB)¹
(Include Basic Service (incl. Limited Basic); Cable P
Expanded Basic); Digital Video Service and Tiers; P
PPV & VOD; Broadcast Fees; Sports Tier Fees; Vid
Digital Video Equipment; Video Installation/Activat

2. Churn Factor:
 - a. Number of customers end of 2022
 - b. Number of customers added in 2023
 - c. Number of customers that were dropped in 2023
 - d. Number of customers end of 2023 (a + b - c) 2
 - e. Average number of customers in 2023



¹ Please attach the formula (numerator and denominator) and calculation, with descriptions, resulting in the AMSB.


CABLE TELEVISION COMPANY: CSC TKR, LLC

SYSTEM: Morris
III. STATISTICAL DATA

For Year Ended December 31, 2023

1. Average Monthly Subscriber Bill. (AMSB)¹
(Include Basic Service (incl. Limited Basic); Cable P
Expanded Basic); Digital Video Service and Tiers; Pr
PPV & VOD; Broadcast Fees; Sports Tier Fees; Vide
Digital Video Equipment; Video Installation/Activati

2. Churn Factor:
 - a. Number of customers end of 2022
 - b. Number of customers added in 2023
 - c. Number of customers that were dropped in 2023
 - d. Number of customers end of 2023 (a + b - c) 2
 - e. Average number of customers in 2023



¹ Please attach the formula (numerator and denominator) and calculation, with descriptions, resulting in the AMSB.


CABLE TELEVISION COMPANY: CSC TKR, LLC

SYSTEM: SECO
III. STATISTICAL DATA

For Year Ended December 31, 2023

1. Average Monthly Subscriber Bill. (AMSB)¹
(Include Basic Service (incl. Limited Basic); Cable P
Expanded Basic); Digital Video Service and Tiers; P
PPV & VOD; Broadcast Fees; Sports Tier Fees; Vid
Digital Video Equipment; Video Installation/Activat

2. Churn Factor:
 - a. Number of customers end of 2022
 - b. Number of customers added in 2023
 - c. Number of customers that were dropped in 2023
 - d. Number of customers end of 2023 (a + b - c) 2
 - e. Average number of customers in 2023



¹ Please attach the formula (numerator and denominator) and calculation, with descriptions, resulting in the AMSB.


CABLE TELEVISION COMPANY: Cablevision of New Jersey, LLC

SYSTEM: Bayonne
III. STATISTICAL DATA

For Year Ended December 31, 2023

1. Average Monthly Subscriber Bill. (AMSB)¹
(Include Basic Service (incl. Limited Basic); Cable Pr
Expanded Basic); Digital Video Service and Tiers; Pr
PPV & VOD; Broadcast Fees; Sports Tier Fees; Vide
Digital Video Equipment; Video Installation/Activati

2. Churn Factor:
 - a. Number of customers end of 2022
 - b. Number of customers added in 2023
 - c. Number of customers that were dropped in 2023
 - d. Number of customers end of 2023 (a + b - c) 2
 - e. Average number of customers in 2023



¹ Please attach the formula (numerator and denominator) and calculation, with descriptions, resulting in the AMSB.


CABLE TELEVISION COMPANY: Cablevision of New Jersey, LLC

SYSTEM: Bergen
III. STATISTICAL DATA

For Year Ended December 31, 2023

1. Average Monthly Subscriber Bill. (AMSB)¹
(Include Basic Service (incl. Limited Basic); Cable P
Expanded Basic); Digital Video Service and Tiers; Pr
PPV & VOD; Broadcast Fees; Sports Tier Fees; Vide
Digital Video Equipment; Video Installation/Activati

2. Churn Factor:
 - a. Number of customers end of 2022
 - b. Number of customers added in 2023
 - c. Number of customers that were dropped in 2023
 - d. Number of customers end of 2023 (a + b - c) 2
 - e. Average number of customers in 2023




¹ Please attach the formula (numerator and denominator) and calculation, with descriptions, resulting in the AMSB.

SYSTEM: Rockapo
III. STATISTICAL DATA

For Year Ended December 31, 2023

1. Average Monthly Subscriber Bill. (AMSB)¹
(Include Basic Service (incl. Limited Basic); Cable P
Expanded Basic); Digital Video Service and Tiers; Pr
PPV & VOD; Broadcast Fees; Sports Tier Fees; Vide
Digital Video Equipment; Video Installation/Activati

2. Churn Factor:
 - a. Number of customers end of 2022
 - b. Number of customers added in 2023
 - c. Number of customers that were dropped in 2023
 - d. Number of customers end of 2023 (a + b - c) 2
 - e. Average number of customers in 2023



¹ Please attach the formula (numerator and denominator) and calculation, with descriptions, resulting in the AMSB.


CABLE TELEVISION COMPANY: Cablevision of Monmouth, LLC

SYSTEM: Monmouth
III. STATISTICAL DATA

For Year Ended December 31, 2023

1. Average Monthly Subscriber Bill. (AMSB)¹
(Include Basic Service (incl. Limited Basic); Cable Programming Expanded Basic); Digital Video Service and Tiers; Premium/PPV & VOD; Broadcast Fees; Sports Tier Fees; Video Equipment; Digital Video Equipment; Video Installation/Activation Revenue)

2. Churn Factor:
 - a. Number of customers end of 2022
 - b. Number of customers added in 2023
 - c. Number of customers that were dropped in 2023
 - d. Number of customers end of 2023 (a + b - c) ²
 - e. Average number of customers in 2023



¹ Please attach the formula (numerator and denominator) and calculation, with descriptions, resulting in the AMSB.


CABLE TELEVISION COMPANY: Cablevision of Hudson County, LLC

SYSTEM: Hudson
III. STATISTICAL DATA

For Year Ended December 31, 2023

1. Average Monthly Subscriber Bill. (AMSB)¹
(Include Basic Service (incl. Limited Basic); Cable Progr
Expanded Basic); Digital Video Service and Tiers; Premi
PPV & VOD; Broadcast Fees; Sports Tier Fees; Video E
Digital Video Equipment; Video Installation/Activation

2. Churn Factor:
 - a. Number of customers end of 2022
 - b. Number of customers added in 2023
 - c. Number of customers that were dropped in 2023
 - d. Number of customers end of 2023 (a + b - c) 2
 - e. Average number of customers in 2023



¹ Please attach the formula (numerator and denominator) and calculation, with descriptions, resulting in the AMSB.


CABLE TELEVISION COMPANY: Cablevision of Warwick, LLC

SYSTEM: Warwick
III. STATISTICAL DATA

For Year Ended December 31, 2023

1. Average Monthly Subscriber Bill. (AMSB)¹
(Include Basic Service (incl. Limited Basic); Cable P
Expanded Basic); Digital Video Service and Tiers; Pr
PPV & VOD; Broadcast Fees; Sports Tier Fees; Vide
Digital Video Equipment; Video Installation/Activati

2. Churn Factor:
 - a. Number of customers end of 2022
 - b. Number of customers added in 2023
 - c. Number of customers that were dropped in 2023
 - d. Number of customers end of 2023 (a + b - c) 2
 - e. Average number of customers in 2023



¹ Please attach the formula (numerator and denominator) and calculation, with descriptions, resulting in the AMSB.


CABLE TELEVISION COMPANY: Cablevision of Oakland, LLC

SYSTEM: Oakland
III. STATISTICAL DATA

For Year Ended December 31, 2023

1. Average Monthly Subscriber Bill. (AMSB)¹
(Include Basic Service (incl. Limited Basic); Cable Pr
Expanded Basic); Digital Video Service and Tiers; Pr
PPV & VOD; Broadcast Fees; Sports Tier Fees; Vide
Digital Video Equipment; Video Installation/Activati

2. Churn Factor:
 - a. Number of customers end of 2022
 - b. Number of customers added in 2023
 - c. Number of customers that were dropped in 2023
 - d. Number of customers end of 2023 (a + b - c) 2
 - e. Average number of customers in 2023



¹ Please attach the formula (numerator and denominator) and calculation, with descriptions, resulting in the AMSB.

CABLE TELEVISION COMPANY: Cablevision of Paterson, LLC


SYSTEM: Paterson/Allamuchy

III. STATISTICAL DATA

For Year Ended December 31, 2023

1. Average Monthly Subscriber Bill. (AMSB)¹
(Include Basic Service (incl. Limited Basic); Cable Program Expanded Basic); Digital Video Service and Tiers; Premium PPV & VOD; Broadcast Fees; Sports Tier Fees; Video Equipment; Digital Video Equipment; Video Installation/Activation R

2. Churn Factor:
 - a. Number of customers end of 2022
 - b. Number of customers added in 2023
 - c. Number of customers that were dropped in 2023
 - d. Number of customers end of 2023 (a + b - c) ²
 - e. Average number of customers in 2023



¹ Please attach the formula (numerator and denominator) and calculation, with descriptions, resulting in the AMSB.


CABLE TELEVISION COMPANY: Cablevision of Newark

SYSTEM: Newark
III. STATISTICAL DATA

For Year Ended December 31, 2023

1. Average Monthly Subscriber Bill. (AMSB)¹
(Include Basic Service (incl. Limited Basic); Cable Progr
Expanded Basic); Digital Video Service and Tiers; Premi
PPV & VOD; Broadcast Fees; Sports Tier Fees; Video E
Digital Video Equipment; Video Installation/Activation

2. Churn Factor:
 - a. Number of customers end of 2022
 - b. Number of customers added in 2023
 - c. Number of customers that were dropped in 2023
 - d. Number of customers end of 2023 (a + b - c) 2
 - e. Average number of customers in 2023



¹ Please attach the formula (numerator and denominator) and calculation, with descriptions, resulting in the AMSB.

Cablevision Television Company: CSC TKR, LLC

Section III

Average Monthly Subscriber Bill (AMSB)

New Jersey OCTV Form 99

December 31, 2023

#4 -(Include all charges, e.g, basic, CPS, digital, premium, pay-per-view, other tiers, equipment, installations, franchise & other fees & applicable taxes)

		2023		
<u>Name</u>	<u>System</u>	<u>Total Video Subscriber Revenue</u>	<u>2023 Avg. Subs</u>	<u>Avg Bill Calculation</u>
CSC TKR, LLC	Elizabeth	\$		
CSC TKR, LLC	Raritan Valley	\$		
CSC TKR, LLC	Hamilton	\$		
CSC TKR, LLC	Morris	\$		
CSC TKR, LLC	SECO	\$		
Cablevision of New Jersey, LLC	Bayonne	\$		
Cablevision of New Jersey, LLC	Bergen	\$		
Cablevision of Rockland/Ramapo, LLC	Rockapo	\$		
Cablevision of Monmouth, LLC	Monmouth	\$		
Cablevision of Hudson County, LLC	Hudson	\$		
Cablevision of Warwick, LLC	Warwick	\$		
Cablevision of Oakland, LLC	Oakland	\$		
Cablevision of Paterson, LLC	Paterson/Allamuchy	\$		
Cablevision of Newark	Newark	\$		
		<u>\$</u>		

CERTIFICATION

I hereby certify that I have examined this report and that all statements of fact contained therein are true, complete, and correct to the best of my knowledge and that nothing material has occurred that would require further explanation.

MBruzzese

Signature

Senior Vice President & Chief Accounting Officer ¹

Title

Maria Bruzzese
Printed Name of Signer

March 29, 2024

Date Signed

Correspondence and inquiries concerning this report should be addressed to:

Ted Christensen

Name

1111 Stewart Avenue

Mailing Address

Vice President, Assistant Controller

Title

Bethpage

City

New York

State

(929) 418-4859

Phone Number

11714

Zip Code

¹ The Officer that signs this F99 Pg.9 - Certification, must be included in F99 Section I, Question 6 response.

CSC TKR, LLC AND SUBSIDIARIES
(an indirect wholly-owned subsidiary of Cablevision Systems Corporation)

CONSOLIDATED FINANCIAL STATEMENTS
AS OF AND FOR THE YEAR ENDED DECEMBER 31, 2023

(UNAUDITED)

CSC TKR, LLC AND SUBSIDIARIES
(an indirect wholly-owned subsidiary of Cablevision Systems Corporation)
CONSOLIDATED BALANCE SHEET
DECEMBER 31, 2023
(Dollars in thousands)
(Unaudited)

ASSETS


Current Assets:

Cash.....
Accounts receivable, trade (less allowance for doubtful account.....
Other receivables.....
Prepaid expenses and other current assets.....
Total current assets.....
Property, plant, and equipment, net of accumulated depreciation o.....
Right-of-use operating lease assets
Prepaid expenses and other assets
Amortizable intangible assets, net of accumulated amortization of.....
Indefinite-lived cable television franchises
Goodwill.....

LIABILITIES AND MEMBER'S CAPITAL

Current Liabilities:

Accounts payable
Accrued liabilities:
Franchise costs
Employee related costs.....
Other accrued expenses.....
Deferred revenue.....
Other current liabilities
Total current liabilities
Other liabilities
Deferred tax liability, net.....
Right-of-use operating lease liability
Total liabilities.....
Commitments and contingencies
Member's capital




CSC TKR, LLC AND SUBSIDIARIES
 (an indirect wholly-owned subsidiary of Cablevision Systems Corporation)
CONSOLIDATED STATEMENT OF INCOME
FOR THE YEAR ENDED DECEMBER 31, 2023
 (Dollars in thousands)
 (Unaudited)

Revenue.....	\$	
Operating expenses:		
Programming and other direct costs		
Other operating expenses		
Restructuring and other expenses.....		
Depreciation and amortization		
Operating loss		
Other expense:		
Interest income, net.....		
Loss before income taxes		
Income tax benefit		
Net income	\$	

CSC TKR, LLC AND SUBSIDIARIES
(an indirect wholly-owned subsidiary of Cablevision Systems Corporation)
CONSOLIDATED STATEMENT OF MEMBER'S CAPITAL
FOR THE YEAR ENDED DECEMBER 31, 2023
(Dollars in thousands)
(Unaudited)

Balance, January 1, 2023	
Net loss.....	
Share-based compensation expense and change in redeemable equity.....	
Cash settlement of net receivable from parent.....	
Balance, December 31, 2023	



CSC TKR, LLC AND SUBSIDIARIES
(an indirect wholly-owned subsidiary of Cablevision Systems Corporation)
CONSOLIDATED STATEMENT OF CASH FLOWS
FOR THE YEAR ENDED DECEMBER 31, 2023
(Dollars in thousands)
(Unaudited)

Cash flows from operating activities:

Net loss	
Adjustments to reconcile net income to net cash provided by operating activities:	
Depreciation and amortization	
Non-cash restructuring charges and impairments.....	
Non-cash equity comp.....	
Deferred income taxes	
Decrease in right-of-use asset.....	
Provision for doubtful accounts.....	
Changes in assets and liabilities:	
Accounts receivable, trade	
Other receivables.....	
Prepaid expenses and other assets.....	
Accounts payable and other liabilities.....	
Deferred revenue.....	
Net cash provided by operating activities	


Cash flows from investing activities:

Capital expenditures	
Proceeds from sale of equipment, net of costs of disposal	
Additions to intangible assets	
Net cash used in investing activities	

Cash flows from financing activities:

Contribution to parent.....	
Net cash used by financing activities	

Net decrease in cash	
Cash at beginning of year	
Cash at end of year	



UNITED STATES SECURITIES AND EXCHANGE COMMISSION
WASHINGTON, D.C. 20549
FORM 10-K

(Mark One)

ANNUAL REPORT PURSUANT TO SECTION 13 OR 15(d) OF THE SECURITIES EXCHANGE ACT OF 1934

For the fiscal year ended

December 31, 2023

OR

TRANSITION REPORT PURSUANT TO SECTION 13 OR 15(d) OF THE SECURITIES EXCHANGE ACT OF 1934

For the transition period from

to

Commission File Number

Registrant; State of Incorporation; Address and
Telephone Number

IRS Employer Identification No.

001-38126

38-3980194



altice

Altice USA, Inc.

Delaware

1 Court Square West

Long Island City, New York 11101

(516) 803-2300

Indicate by check mark if the Registrant is a well-known seasoned issuer, as defined in Rule 405 of the Securities Act

Yes No

Indicate by check mark if the Registrant is not required to file reports pursuant to Section 13 or Section 15(d) of the Act

Yes No

Indicate by check mark whether the Registrant (1) has filed all reports required to be filed by Section 13 or 15(d) of the Securities Exchange Act of 1934 during the preceding 12 months (or for such shorter period that the Registrant was required to file such reports), and (2) has been subject to such filing requirements for the past 90 days.

Yes No

Indicate by check mark whether the Registrant has submitted electronically every Interactive Data File required to be submitted and posted pursuant to Rule 405 of Regulation S-T (§232.405 of this chapter) during the preceding 12 months (or for such shorter period that the Registrant was required to submit such files).

Yes No

Indicate by check mark whether the Registrant is a large accelerated filer, an accelerated filer, a non-accelerated filer, a smaller reporting company or an emerging growth company. See the definitions of "large accelerated filer", "accelerated filer", "smaller reporting company", and "emerging growth company" in Rule 12b-2 of the Exchange Act. (Check one)

Large Accelerated Filer	<input checked="" type="checkbox"/>	Accelerated filer	<input type="checkbox"/>
Non-accelerated filer	<input type="checkbox"/>	Smaller reporting company	<input type="checkbox"/>
(Do not check if a smaller reporting company)		Emerging growth company	<input type="checkbox"/>

If an emerging growth company, indicate by check mark if the registrant has elected not to use the extended transition period for complying with any new or revised financial accounting standards provided pursuant to Section 13(a) of the Exchange Act.

Indicate by check mark whether the Registrant is a shell company (as defined in Rule 12b-2 of the Act). Yes No

Indicate by check mark whether the registrant has filed a report on and attestation to its management's assessment of the effectiveness of its internal control over financial reporting under Section 404(b) of the Sarbanes-Oxley Act (15 U.S.C. 7262(b)) by the registered public accounting firm that prepared or issued its audit report.

If securities are registered pursuant to Section 12(b) of the Act, indicate by check mark whether the financial statements of the registrant included in the filing reflect the correction of an error to previously issued financial statements.

Indicate by check mark whether any of those error corrections are restatements that required a recovery analysis of incentive-based compensation received by any of the registrant's executive officers during the relevant recovery period pursuant to §240.10D-1(b).

Aggregate market value of the voting and non-voting common equity held by non-affiliates of Altice USA, Inc. computed by reference to the price at which the common equity was last sold on the New York Stock Exchange as of June 30, 2023: \$ 656,665,390

Securities registered pursuant to Section 12(b) of the Act:

<u>Title of each class</u>	<u>Trading Symbol</u>	<u>Name of each exchange on which registered</u>
Class A Common Stock, par value \$0.01 per share	ATUS	NYSE

Number of shares of common stock outstanding as of February 9, 2024 456,117,351

Documents incorporated by reference - Altice USA, Inc. intends to file with the Securities and Exchange Commission, not later than 120 days after the close of its fiscal year, a definitive proxy statement or an amendment to this report filed under cover of Form 10-K/A containing the information required to be disclosed under Part III of Form 10-K.

TABLE OF CONTENTS

	<u>Page</u>
Part I	
1. Business	2
1A. Risk Factors	20
1B. Unresolved Staff Comments	43
1C. Cybersecurity	43
2. Properties	44
3. Legal Proceedings	44
4. Mine Safety Disclosures	45
Part II	
5. Market for the Registrants' Common Equity, Related Stockholder Matters and Issuer Purchases of Equity Securities	46
7. Management's Discussion and Analysis of Financial Condition and Results of Operations	48
7A. Quantitative and Qualitative Disclosures About Market Risk	67
8. Financial Statements and Supplementary Data	68
9. Changes in and Disagreements with Accountants on Accounting and Financial Disclosure	68
9A. Controls and Procedures	68
9B. Other Information	69
9C. Disclosure Regarding Foreign Jurisdictions that Prevent Inspections	69
Part III	
10. Directors and Executive Officers and Corporate Governance	*
11. Executive Compensation	*
12. Security Ownership of Certain Beneficial Owners and Management and Related Stockholders Matters	*
13. Certain Relationships and Related Transactions, and Director Independence	*
14. Principal Accountant Fees and Services	*
Part IV	
15. Exhibits and Financial Statement Schedules	69
16. Form 10-K Summary	74

* Some or all of these items are omitted because Altice USA, Inc. intends to file with the Securities and Exchange Commission, not later than 120 days after the close of its fiscal year, a definitive proxy statement or an amendment to this report filed under cover of Form 10-K/A containing the information required to be disclosed under Part III of Form 10-K.

PART I

Item 1. Business

Altice USA, Inc. ("Altice USA," "we" or the "Company") was incorporated in Delaware on September 14, 2015. We are controlled by Patrick Drahi through Next Alt. S.à.r.l. ("Next Alt"), who also controls Altice Group Lux S.à.r.l., formerly Altice Europe N.V. ("Altice Europe") and its subsidiaries and other entities.

Altice USA is a holding company that does not conduct any business operations of its own. Altice Europe, through a subsidiary, acquired Cequel Corporation ("Cequel") on December 21, 2015 (the "Cequel Acquisition") and Cequel was contributed to Altice USA on June 9, 2016. Altice USA acquired Cablevision Systems Corporation ("Cablevision") on June 21, 2016 (the "Cablevision Acquisition").

We principally provide broadband communications and video services in the United States and market our services primarily under the Optimum brand. We deliver broadband, video, telephony and mobile services to approximately 4.7 million residential and business customers across our footprint. Our footprint extends across 21 states (primarily in the New York metropolitan area and various markets in the south-central United States) through a fiber-rich hybrid-fiber coaxial ("HFC") broadband network and a fiber-to-the-home ("FTTH") network with approximately 9.6 million total passings as of December 31, 2023. Additionally, we offer news programming and advertising services.

Our ongoing FTTH network build has enabled us to deliver multi-gig broadband speeds to meet the growing data needs of residential and business customers. Concurrent to our FTTH network deployment, we also continue to upgrade our existing HFC network through the deployment of digital and expansion of Data Over Cable Service Interface Specification ("DOCSIS") 3.1 technology in order to roll out enhanced broadband services to customers. We currently make available in a majority of our footprint 1 Gbps broadband services which provide a connectivity experience supporting the most data-intensive activities, including streaming 4K ultra-high-definition ("UHD") and high-definition ("HD") video on multiple devices, online multi-player video game streaming platforms, video chatting, streaming music, high-quality virtual-and augmented reality experiences, and downloading large files.

The following table presents certain financial data and metrics for Altice USA:

	Years ended December 31,		
	2023	2022	2021
	(in thousands, except percentage data)		
Customer Relationships (a)	4,743.5	4,879.7	5,014.7
Revenue	\$ 9,237,064	\$ 9,647,659	\$ 10,090,849
Adjusted EBITDA (b)	\$ 3,608,890	\$ 3,866,537	\$ 4,427,251
<i>Adjusted EBITDA as % of Revenue</i>	39.1 %	40.1 %	43.9 %
Net income attributable to Altice USA, Inc. stockholders	\$ 53,198	\$ 194,563	\$ 990,311

(a) Customer metrics do not include mobile customers. Please refer to "Management's Discussion and Analysis of Financial Condition and Results of Operations" for additional information regarding our customer metrics.

(b) For additional information regarding Adjusted EBITDA, including a reconciliation of Net Income to Adjusted EBITDA, please refer to "Management's Discussion and Analysis of Financial Condition and Results of Operations."

Our Products and Services

We provide broadband, video, telephony and mobile services to both residential and business customers. We also provide enterprise-grade fiber connectivity, bandwidth and managed services to enterprise customers and provide advertising time and services to advertisers. In 2023, we surpassed 2.7 million homes and businesses passed with our state-of-the-art FTTH network. In addition, we offer various news programming through traditional linear and digital platforms to consumers across our footprint.

The prices we charge for our services vary based on the number of services and associated service level or tier our customers choose, coupled with any promotions we may offer.

Residential Services

The following table shows our customer relationships for broadband, video and telephony services provided to residential customers.

	December 31,		
	2023	2022	2021
	(in thousands)		
Total residential customer relationships:	4,363.1	4,498.5	4,632.8
Broadband	4,169.0	4,282.9	4,386.2
Video	2,172.4	2,439.0	2,732.3
Telephony	1,515.3	1,764.1	2,005.2

The following table shows our revenues for broadband, video, telephony and mobile services provided to residential customers.

	Years Ended December 31,		
	2023	2022	2021
	(in thousands)		
Residential revenue:			
Broadband	\$ 3,824,472	\$ 3,930,667	\$ 3,925,089
Video	3,072,011	3,281,306	3,526,205
Telephony	300,198	332,406	404,813
Mobile	77,012	61,832	51,281

Broadband Services

We offer a variety of broadband service tiers tailored to meet the different needs of our residential customers. Current offers include download speeds up to 8 Gbps for our residential customers.

Our FTTH broadband service is available to over 2.7 million homes, offering multi-gig symmetrical speed tiers to substantially all our FTTH customers and we plan to continue this expansion. We also are now deploying Smart WiFi 6 routers to certain of these customers.

Substantially all of our HFC network is digital and DOCSIS 3.1 compatible, which allows us to provide HFC customers with advanced broadband, video and telephony services.

Video Services

We currently offer a variety of video services through Optimum TV, which include delivery of broadcast stations and cable networks, over the top ("OTT") services such as Netflix, YouTube and others, advanced digital video services, such as video-on-demand ("VOD"), HD channels, digital video recorder ("DVR") and pay-per-view, to our residential markets. Depending on the market and level of service, customers have access to local broadcast networks and independent television stations, news, information, sports and entertainment channels, regional sports networks, international channels and premium services such as Max (formerly known as HBO), Showtime and Starz. Additionally, we provide app based solutions for TV, including a companion mobile app that allows viewing of television content on iOS or Android devices, as well as the available Optimum TV app on Apple TV, and on Optimum Stream for eligible customers.

Our residential customers pay a monthly charge based on the video programming level of service, tier or package they receive and the type of equipment they select. Customers who subscribe to seasonal sports packages, international channels and premium services may be charged an additional monthly amount. We may also charge additional fees for pay-per-view programming and events, DVR and certain VOD services.

We also provide advanced services, such as pay-per-view and VOD, that give residential video customers control over when they watch their favorite programming. Our pay-per-view service allows customers to pay to view single showings of programming on an unedited, commercial-free basis, including feature films, live sporting events, concerts and other special events. Our VOD service provides on-demand access to movies, special events, free prime time content and general interest titles. Subscription-based VOD premium content such as Max and Starz is made available to customers who subscribe to one of our premium programming packages.

For a monthly fee, we offer DVR services. Depending on the service area and market, customers may receive either a set-top box DVR with the ability to record, pause and rewind live television or an enhanced Cloud DVR with remote-storage capability to record 15 shows simultaneously while watching any live or pre-recorded show, and pause and rewind live television with three storage capacity options to select from.

Additionally, customers can use their credentials to access apps provided by programmers and networks on platforms where these apps are offered, including access to premium direct-to-consumer products such as Max with eligible subscriptions.

We also provide an entertainment product, Optimum Stream, to our non-video broadband customers that offers customers access to a wide variety of video content through an easy self-installation device. Customers can also access their Optimum TV service on Optimum Stream via the Optimum App, alongside the thousands of apps available in the Google Play Store.

Telephony Services

Through Voice over Internet protocol ("VoIP") telephone service we also offer unlimited local, regional and long-distance calling within the United States, Canada, Puerto Rico and the U.S. Virgin Islands for a flat monthly rate, including popular calling features such as caller ID with name and number, call waiting, three-way calling and enhanced emergency 911 dialing. We also offer additional options designed to meet our customers' needs, including directory assistance, voicemail services and international calling.

Mobile

We offer a mobile service providing data, talk and text to consumers in or near our service footprint. The service is delivered over a nationwide network with long-term evolution ("LTE") and 5G (where available) coverage through our network partners, including our infrastructure-based mobile virtual network operator ("MVNO") agreement with T-Mobile U.S. Inc. ("T-Mobile"). We offload mobile traffic using our Optimum Wi-Fi network of hotspots in the New York metropolitan area as well as select customer premises equipment across our footprint. Our full infrastructure MVNO agreement with T-Mobile is differentiated from other light MVNOs in that it gives us full access control over our own core network, as well as the Home Location Register and subscriber identification module (SIM)/eSIM cards. This allows us to fully control seamless data offloading and the handover between the fixed and wireless networks. We also have full product, features and marketing flexibility with our mobile service.

Our mobile product is sold at Optimum stores, as well as online. Consumers can bring their own devices or purchase or finance a variety of phones (new or certified pre-owned) directly from us, including Apple, Samsung and Motorola devices.

Business Services

We offer a wide and growing variety of products and services to both large enterprise and small and medium-sized business ("SMB") customers, including broadband, telephony, networking and video services. As of December 31, 2023, we served approximately 380 thousand SMB customers across our footprint. We serve enterprise customers primarily through Cablevision Lightpath LLC ("Lightpath"), our 50.01% owned subsidiary.

Enterprise Customers

Lightpath, our fiber enterprise business, provides Ethernet, data transport, IP-based virtual private networks, Internet access, telephony services, including session initiated protocol ("SIP") trunking and VoIP services to the business market primarily in the New York metropolitan area. Lightpath also entered the Boston metropolitan area as a result of an acquisition of assets in June 2021 and entered the Miami metropolitan area in November 2022. Our Lightpath bandwidth connectivity service offers speeds up to 400 Gbps. Lightpath also provides managed services to

businesses, including hosted telephony services (cloud based SIP-based private branch exchange), managed WiFi, managed desktop and server backup and managed collaboration services including audio and web conferencing. Through Lightpath, we also offer fiber-to-the-tower ("FTTT") services to wireless carriers for cell tower backhaul that enables wireline communications service providers to connect to towers that their own wireline networks do not reach. Lightpath's enterprise customers include companies in health care, financial, education, legal and professional services, and other industries, as well as the public sector and communication providers, incumbent local exchange carriers ("ILEC"), and competitive local exchange carriers ("CLEC"). As of December 31, 2023, Lightpath had approximately 15,100 locations connected to its fiber network, which currently includes approximately 21,300 miles of fiber sheaths ("route miles"), including owned route miles and route miles pursuant to indefeasible right of use agreements with Altice USA and other third party providers.

In our footprint outside of the New York metropolitan area, for enterprise and larger commercial customers, we offer high capacity data services, including wide area networking and dedicated data access and advanced services such as wireless mesh networks. We also offer enterprise class telephone services which include traditional multi-line phone service over DOCSIS and trunking solutions via SIP for our Primary Rate Interface ("PRI") and SIP trunking applications. Similar to Lightpath, we also offer FTTT services in these areas. These services are offered on a standalone basis or in bundles that are developed specifically for our commercial customers.

SMB Customers

We provide broadband, video and telephony services to SMB customers. In addition to these services, we also offer managed services, including hosted private branch exchange, managed WiFi, premiere technical support and network security for SMB customers. Telephony services include Optimum Voice for Business, Business Hosted Voice and Business Trunking (SIP and PRI). Optional telephony add-on services include international calling and toll free numbers. Beginning in January 2024, mobile offerings are available to SMB customers allowing wireless connectivity for converged handsets, data only devices, and mobile to mobile solutions.

News and Advertising

News 12

Our News 12 networks consist of seven 24-hour local news channels in the New York metropolitan area—the Bronx, Brooklyn, Connecticut, Hudson Valley, Long Island, New Jersey and Westchester—providing each with complete access to hyper-local breaking news, traffic, weather, sports, and more. News 12 also includes a streaming OTT regional news channel, News 12 New York.

Since launching in 1986, News 12 has been widely recognized by the news industry with numerous prestigious honors and awards, including multiple Emmy Awards, Edward R. Murrow Awards, NY Press Club Awards, and more. We derive revenue from our News 12 networks for the sale of advertising and affiliation fees paid by cable operators.

Cheddar News

Our Cheddar News business covered the latest headlines and trending topics across business, politics, tech, pop culture, and innovative products, and services. Cheddar News broadcasted live throughout the day across traditional linear television delivery systems and OTT platforms. We sold this business in December 2023.

i24NEWS

Launched in July 2013, i24NEWS is an international news channel specializing in delivering international news focusing on the Middle East. i24NEWS' global news team covers top stories as they happen on three channels, in three languages: English, French and Arabic.

a4 Advertising

a4 advertising is an advanced advertising and data company that provides audience-based, multiscreen advertising solutions to local, regional and national businesses and advertising clients. a4 enables advertisers to reach millions of households on television through cable networks, on-demand and addressable inventory across the United States and through their proprietary technology and privacy-compliant database of aggregated consumer and TV viewership data.

New York Interconnect

In many markets, we have entered into agreements commonly referred to as "Interconnects" with other cable operators to jointly sell local advertising. This simplifies our clients' purchase of local advertising and expands their geographic reach. In some markets, we represent the advertising sales efforts of other cable operators; in other markets, alternative cable operators represent us. NY Interconnect, LLC is a joint venture between Altice USA, Charter and Comcast Corporation ("Comcast").

Franchises

As of December 31, 2023, our systems operated in more than 1,400 communities pursuant to franchises, permits and similar authorizations issued by state and local governmental authorities. Franchise agreements typically require the payment of franchise fees and contain regulatory provisions addressing, among other things, service quality, cable service to schools and other public institutions, insurance and indemnity. Franchise authorities generally charge a franchise fee of not more than 5% of certain of our cable service revenues that are derived from the operation of the system within such locality. We generally pass the franchise fee on to our customers.

Franchise agreements are usually for a term of five to fifteen years from the date of grant, however, approximately 490 of Altice USA's communities are located in states (Connecticut, Kansas, Missouri, Nevada, North Carolina and Texas) where by law franchise agreements do not have an expiration date. Franchise agreements are usually terminable only if the cable operator fails to comply with material provisions and then only after the franchising authority complies with substantive and procedural protections afforded by the franchise agreement and federal and state law. Prior to the scheduled expiration of most franchises, we generally initiate renewal proceedings with the granting authorities. This process usually takes less than three years but can take a longer period of time. The Communications Act of 1934, as amended (the "Communications Act"), which is the primary federal statute regulating interstate communications, provides for an orderly franchise renewal process in which granting authorities may not unreasonably withhold renewals. See "Regulation—Cable Television—Franchising." In connection with the franchise renewal process, many governmental authorities require the cable operator to make certain commitments, such as building out certain franchise areas, meeting customer service requirements and supporting and carrying public access channels.

Historically, we have been able to renew our franchises without incurring significant costs, although any particular franchise may not be renewed on commercially favorable terms or otherwise. We expect to renew or continue to operate under all or substantially all of these franchises. For more information regarding risks related to our franchises, see "Risk Factors—Risk Factors Relating to Regulatory and Legislative Matters—Our cable system franchises are subject to non-renewal or termination." The failure to renew a franchise in one or more key markets could adversely affect our business. Proposals to streamline cable franchising recently have been adopted at both the federal and state levels. For more information, see "Regulation—Cable Television—Franchising."

Programming

We design our channel line-ups for each system according to demographics, programming contract requirements, market research, viewership, local programming preferences, channel capacity, competition, price sensitivity and local regulation. We believe offering a wide variety of programming influences a customer's decision to subscribe to and retain our video services. We obtain programming, including basic, expanded basic, digital, HD, 4K UHD, VOD and broadband content, from a number of suppliers, including broadcast and cable networks.

We generally carry cable networks pursuant to written programming contracts, which continue for a fixed period of time, usually from three to five years, and are subject to negotiated renewal. Cable network programming is usually made available to us for a license fee, which is generally paid based on the number of customers who subscribe to the level of service that provides such programming. Such license fees may include "volume" discounts available for higher numbers of customers, as well as discounts for channel placement or service penetration. For home shopping channels, we receive a percentage of the revenue attributable to our customers' purchases, as well as, in some instances, incentives for channel placement.

We typically seek flexible distribution terms that would permit services to be made available in a variety of retail packages and on a variety of platforms and devices in order to maximize consumer choice. Suppliers typically insist that their most popular and attractive services be distributed to a minimum number or percentage of customers, which limits our ability to provide consumers full purchasing flexibility.

Our cable programming costs for broadcast stations and cable networks have increased in excess of customary inflationary and cost-of-living type increases. We expect programming costs to continue to increase due to a variety

of factors including annual increases imposed by stations and programmers and additional programming being provided to customers, including HD, 4K UHD, digital and VOD programming. In particular, broadcast and sports programming costs continue to increase significantly. In addition, contracts to purchase sports programming sometimes provide for optional additional programming to be available on a surcharge basis during the term of the contract.

We have programming contracts that have expired and others that will expire in the near term. We will seek to renegotiate the terms of these agreements, but there can be no assurance that these agreements will be renewed on favorable or comparable terms. To the extent that we are unable to reach an agreement with certain programmers on terms that we believe are reasonable, we have been, and may in the future be, forced to remove such programming channels from our line-up, which may result in a loss of customers. For more information, see "Risk Factors—Risk Factors Relating to Our Business—Programming and retransmission costs are increasing and we may not have the ability to pass these increases on to our customers. Disputes with programmers and the inability to retain or obtain popular programming can adversely affect our relationship with customers and lead to customer losses, which could materially adversely affect our business, financial condition and results of operations."

Sales and Marketing

Sales and marketing are managed through multiple channels that allow us to reach current and potential customers in a variety of ways, including through inbound call centers, outbound telemarketing, retail stores, e-commerce, and door-to-door sales. We also use mass media, including television, digital, radio, print and outdoor advertising, to attract potential customers and invite them to visit our website or call a service representative. Our sales and service teams use a variety of tools and technology to match customers' needs with our best-in-class connectivity products, with a focus on building and enhancing customer relationships.

We invest heavily in target marketing, due to our regional strategy and local focus. Our strategic priority is on building new customer relationships and expanding their use of our broadband, video, voice and mobile offerings, delivering innovative solutions matched to their needs. Most of our marketing is developed centrally then customized regionally, tailoring to local audiences. We have a diverse customer base, and a key focus of ours is to effectively serve a broad range of segments, and to reflect our community's diversity within marketing materials and advertisements. We also give back to our communities through initiatives and sponsorships focused on digital equity, future innovators (educational programs related to Science, Technology, Engineering and Math (STEM) and robotics) and SMBs.

Among other factors, we monitor customer perceptions, sales and marketing impact, and competition, to increase our responsiveness to customer needs and measure the effectiveness of our efforts. Our footprint also has several large college markets where we market specialized products and services for students who live in multiple dwelling units ("MDUs"), such as dormitories and apartments. Beyond serving consumers, we have separate dedicated sales, marketing and service team for our SMB, mid-market, and enterprise customers.

Customer Experience

We believe the customer experience is a cornerstone of our business. Our call center strategy is to demonstrate that we are reliable support experts, that are simple to interact with and work to the best of our ability to resolve the issue in the first attempt. Accordingly, we make a concerted effort to continually improve each customer interaction and have made significant investments in our people, processes and technology to enhance our customers' experience and to reduce the need for customers to contact us.

The insights from operational customer service metrics and our customer surveys help us focus our product, technology, process, and network improvement efforts. We proactively collect feedback from our customers on all frontline interactions, product experience and service experience. Listening to and acting upon customer and agent feedback is a major pillar in our customer experience program and as such we review feedback as part of our on-going operations.

From a call center operations standpoint, we provide technical and account support service to our customers 24 hours a day, seven days a week, and we have systems that allow our customer care centers to be accessed and managed remotely in the event that systems functionality is temporarily lost, which provides our customers access to customer service with limited disruption. To ensure the highest quality support, we have call routing to specialized agents based on certain call types. We continue to work on simplifying and improving our agent toolset to better serve our customer needs.

We also offer our customers the ability to interact with us and get support through digital channels, whether via our website, chat, interactive voice support, text messaging, mobile app, or social media (X (formerly known as Twitter) and Facebook). Customers can use our customer portal website and mobile app to manage and pay their bill online, obtain service and account information, and get self-help troubleshooting procedures. Our goal is to continue to improve upon those customer care experiences whether through traditional or digital methods (such as through the My Optimum app).

Network Management

Our cable systems are generally designed with an HFC architecture that has proven to be highly flexible in meeting the increasing needs of our customers. We deliver our signals via laser-fed fiber optic cable from control centers known as headends and hubs to individual nodes. Each node is connected to the individual homes served by us. A primary benefit of this design is that it pushes fiber optics closer to our customers' homes, which allows us to subdivide our systems into smaller service groups and make capital investments only in service groups experiencing higher than average service growth.

We have upgraded our networks, both through the deployment of our FTTH network and through new DOCSIS technologies, and we are delivering speeds of up to 1 Gbps in many areas of our footprint. We also have a networking caching architecture that places highly viewed Internet traffic from the largest Internet-based content providers at the edge of the network closest to the customer to reduce bandwidth requirements across our national backbone, thus reducing operating expense. This collective network architecture also provides us with the capability to manage traffic across several Internet access points, thus helping to ensure Internet access redundancy and quality of service for our customers. Additionally, our national backbone connects most of our systems, which allows for an efficient and economical deployment of services from our centralized platforms that include telephone, VOD, network DVR, common video content, broadband Internet, hosted business solutions, provisioning, e-mail and other related services.

Our ongoing FTTH network build passing over 2.7 million homes as of December 31, 2023, has enabled us to deliver multi-gig broadband speeds to meet the growing data needs of residential and business customers. We believe our FTTH network is more resilient with reduced maintenance requirements, fewer service outages and lower power usage, which we expect will drive further structural cost efficiencies.

We have also focused on system reliability and disaster recovery as part of our national backbone and primary system strategy. For example, to help ensure a high level of reliability of our services, we implemented redundant power capability, as well as fiber route and carrier diversity in our networks. With respect to disaster recovery, we invested in our telephone platform architecture for geo-redundancy to minimize downtime in the event of a disaster to any single facility.

In addition, we continue to expand and refine our bandwidth utilization in order to meet demand for new and improved advanced services. A key component to reclaim bandwidth was the digital delivery of video channels that were previously distributed in analog through the launch of digital simulcast, which duplicates analog channels as digital channels. Additionally, the deployment of lower-cost digital customer premises equipment, such as HD digital transport adapters, enabled the use of more efficient digital channels instead of analog channels, thus allowing the reclamation of expanded basic analog bandwidth in the targeted systems. This reclaimed analog bandwidth is being repurposed for other advanced services such as additional HDTV services and faster Internet access speeds.

To support our mobile business, we have a nationwide mobile core network with multiple interconnection points (including Texas, California, Illinois, and two in New York), as well as the necessary interconnection points for our network partners T-Mobile and AT&T Inc. ("AT&T"), Appalachian Wireless and US Cellular.

Information Technology

Our information technology ("IT") systems consist of billing, customer relationship management, business and operational support and sales force management systems. We continue to update and simplify our IT infrastructure through further investments, focusing on cost efficiencies, improved system reliability, functionality and scalability and enhancing the ability of our IT infrastructure to meet our ongoing business objectives. Additionally, through investment in our IT platforms and focus on process improvement, we have simplified and harmonized our service offering bundles and improved our technical service delivery and customer service capabilities. We contract with managed service providers to deliver certain core Business Support Systems and Operations Support Systems. These services are integrated into our overall IT ecosystems to ensure an efficient operation. Backup services are provided through alternate systems and infrastructure.

Suppliers

Customer Premise and Network Equipment

We purchase set-top boxes and other customer premise equipment from a limited number of vendors because our cable systems use one or two proprietary technology architectures. We buy HD, HD/DVRs and VOD equipment, routers, including the components of our home communications platform, and other network equipment from a limited number of suppliers, including Altice Labs (Altice Europe's technology, services and innovation center), Sagemcom and Ubee. We also purchase outside plant material and equipment, including fiber optics and copper components, to support the expansion and maintenance of our networks. See "Risk Factors—Risk Factors Relating to Our Business—We depend on third-party vendors for certain equipment, hardware, licenses and services in the conduct of our business."

Broadband and Telephone Connectivity

We deliver broadband and telephony services through our HFC and fiber network. We use circuits that are either owned by us or rented from third parties to connect to the Internet and the public switched telephone network. We pay fees for rented circuits based on the amount of capacity available to it and pay for Internet connectivity based on the amount of IP-based traffic received from and sent over the other carrier's network.

Mobile Voice and Data Equipment

We purchase for resale mobile handsets from a number of original equipment manufacturers including Apple, Samsung and Motorola. Customers of our mobile service are able to purchase these handsets with upfront or installment payments.

Intellectual Property

We rely on our patents, copyrights, trademarks and trade secrets, as well as licenses and other agreements with our vendors and other parties, to use our technologies, conduct our operations and sell our products and services. We also rely on our access to the proprietary technology of Altice Europe, including through Altice Labs, and licenses to the name "Altice" and derivatives from Next Alt. We believe we own or have the right to use all of the intellectual property that is necessary for the operation of our business as we currently conduct it.

Competition

We operate in a highly competitive, consumer-driven industry and we compete against a variety of broadband, video, mobile, fixed wireless broadband and fixed-line telephony providers and delivery systems, including broadband communications companies, wireless data and telephony providers, fiber-based service providers, satellite delivered video signals, Internet-delivered video content and broadcast television signals available to residential and business customers in our service areas. We believe our leading market position in our footprint, technologically advanced network infrastructure, including our FTTH build-out, our evolving video services, our mobile service, and our focus on enhancing the customer experience favorably position us to compete in our industry. See also "Risk Factors—Risk Factors Relating to Our Business—We operate in a highly competitive business environment which could materially adversely affect our business, financial condition, results of operations and liquidity."

Broadband Services Competition

Our broadband services face competition from broadband communications companies' digital subscriber line ("DSL"), FTTH/Fiber to the Premises ("FTTP") and wireless broadband offerings, as well as from a variety of companies that offer other forms of online services, including satellite-based broadband services. AT&T, Frontier Communications Corporation ("Frontier") and Verizon Communications Inc.'s ("Verizon") Fios are our primary fiber-based competitors. T-Mobile fixed wireless, Verizon fixed wireless and AT&T Internet Air are our primary wireless broadband competitors. Current and future fixed and wireless Internet services, such as 4G, LTE and 5G (and variants) wireless broadband services and WiFi networks, and devices such as wireless data cards, tablets and smartphones, and mobile wireless routers that connect to such devices, may also compete with our broadband services both for in premises broadband service and mobile broadband. All major wireless carriers offer unlimited data plans, which could, in some cases, become a substitute for the fixed broadband services we provide. The Federal Communications Commission ("FCC") is likely to continue to make additional radio spectrum available for these wireless Internet access services, which in time could expand the quality and reach of these services. Additionally, federal legislation has substantially increased the amount of subsidies to entities deploying broadband to areas deemed to be "unserved" or "underserved," which could result in increased competition for our broadband services.

We face intense competition from broadband communications companies with fiber-based networks. Verizon has constructed a FTTH network that passes a significant number of households in our New York metropolitan service area; and AT&T has constructed an FTTP/Fiber to the Node infrastructure in various markets in our south-central United States service area. We estimate that Verizon is currently able to sell a fiber-based service, including broadband, video and telephony, to over two-thirds of the households in our New York metropolitan service area and that AT&T and new fiber-based service providers are able to sell fiber products to over one-quarter of the households in various markets in our south-central United States service area. Frontier offers DSL and FTTH broadband service and competes with us in most of our Connecticut service area, as well as parts of our Texas and West Virginia service areas.

Video Services Competition

Our video services face competition from cable providers as well as direct broadcast satellite ("DBS") providers, such as DirecTV (which is co-owned by AT&T) and DISH Network Corporation ("DISH"). DirecTV and DISH offer one-way satellite-delivered pre-packaged programming services that are received by relatively small and inexpensive receiving dishes. We believe cable-delivered services, which include the ability to bundle additional services such as broadband, offer a competitive advantage to DBS service, because cable headends can provide two-way communication to deliver a large volume of programming that customers can access and control independently.

Our video services also face competition from a number of other sources, including companies that deliver movies, television shows and other video programming, including extensive on demand, live content, serials, exclusive and original content, over broadband Internet connections to televisions, computers, tablets and mobile devices, such as Netflix, Hulu, Disney+, Apple TV+, YouTube TV, Amazon Prime, Sling TV, DirecTV Stream and others. In addition, our programming partners continue to launch direct to consumer streaming products, delivering content to consumers that was formerly only available via video, such as Discovery+, Disney+, Max and Paramount+.

Telephony Services Competition

Our telephony service competes with wireline, wireless and VoIP phone service providers, such as Vonage, Skype, Facetime, WhatsApp and magicJack, as well as companies that sell phone cards at a cost per minute for both national and international service. We also compete with other forms of communication, such as text messaging on cellular phones, instant messaging, social networking services, video conferencing and email. The increased number of technologies capable of carrying telephony services and the number of alternative communication options available to customers have intensified the competitive environment in which we operate our telephony services.

Mobile Wireless Competition

Our mobile wireless service, launched in September 2019, faces competition from a number of national incumbent network-based mobile service providers, such as AT&T, T-Mobile and Verizon and smaller regional service providers, as well as a number of reseller or MVNO providers, such as Tracfone, Boost Mobile and Cricket Wireless, among others. We believe that our approach to the mobile wireless service offering, including the construction and operation of our own "mobile core" and the ability to bundle and promote the product to our existing customer base, gives us advantages over pure MVNO resellers, and differentiates us from incumbent network-based operators. Improvements by incumbent and reseller mobile service providers on price, features, speeds, and service enhancements will continue to impact the competitiveness and attractiveness of our mobile service, and we will need to continue to invest in our services, product and marketing to answer that competition. Our mobile wireless strategy depends on the availability of wholesale access to radio access networks ("RAN") from one or more network-based providers with whom we are likely to compete. Our mobile service is vulnerable to constraints on the availability of wholesale access or increases in price from the incumbents. Consolidation among wholesale RAN access providers could impair our ability to sustain our mobile service. In April 2020, Sprint and T-Mobile merged, subject to certain conditions imposed by the United States Department of Justice and the FCC. While the reduction of competition among mobile wireless network-based providers likely will negatively impact the price and availability of wholesale RAN access to us generally, certain of the conditions imposed upon the merger parties by the U.S. Department of Justice and the FCC have the potential to ameliorate those effects and to enhance the coverage, quality and cost structure for our mobile services while those conditions are in effect.

Business Services Competition

We operate in highly competitive business telecommunications market and compete primarily with local incumbent telephone companies, especially AT&T, Frontier, Lumen Technologies, Inc. ("Lumen") and Verizon, as well as with

a variety of other national and regional business services competitors. In recent years, local fiber providers and fixed wireless broadband providers have become more competitive in the business telecommunications services market.

Advertising Services Competition

We provide advertising and advanced targeted digital advertising services on television and digital platforms, both directly and indirectly, within and outside our television service area. We face intense competition for advertising-related revenue across many different platforms and from a wide range of local and national competitors. Advertising competition has increased and will likely continue to increase as new formats seek to attract the same advertisers. We compete for advertising revenue against, among others, local broadcast stations, national cable and broadcast networks, radio stations, print media, social network platforms (such as Facebook and Instagram), and online advertising companies (such as Google), content providers (such as Disney) and connected TV providers.

Employees and Labor Relations

Human Capital

As of December 31, 2023, we had approximately 10,600 employees. Approximately 450 of our employees were represented by unions as of such date. Approximately 91% of our employees are U.S. based. Our employees perform work in a variety of environments, including customers' homes or businesses, in the field, and on site in retail stores, centers or offices. We have also hired new key leaders across our business, each bringing their expertise and leadership from decades of experience in the cable and telecommunications industry. In response to tight labor markets, inflation and other challenges we experienced along with many other U.S. organizations, we implemented retention solutions for key talent and broadened our talent acquisition strategies.

Diversity and Inclusion

We are committed to diversity and inclusion with a focus on providing our employees and our customers with the best experience possible. Our approach is informed by best practices in recruitment, retention, community engagement and culture building, which will help us build a company that is welcoming, respectful and with equal opportunities for all.

To support this vision, we sponsor a variety of enterprise-wide diversity and inclusion developmental programs, including sponsored employee affinity groups that foster communities through shared interests and backgrounds. Through professional development sessions, networking events, panels and community events, our affinity groups are helping to create a greater sense of belonging, improve understanding of differences, and inform businesses practices and policies.

Compensation and Benefits

We are committed to providing a competitive total incentive program that is conducive to attracting and retaining our talent. Our compensation program targets market competitive pay and provides an opportunity for our full time non-union employees to earn performance-based incentive compensation. Our market competitive and inclusive benefits program includes healthcare benefits, life and disability insurance, 401(k) plan with company matching contributions, paid time off, and other voluntary benefit programs.

Regulation

General Company Regulation

Our cable and other services are subject to a variety of federal, state and local law and regulations, as well as, in instances where we operate outside of the U.S., the laws and regulations of the countries and regions where we operate. The Communications Act, and the rules, regulations and policies of the FCC, as well as other federal, state and other laws governing cable television, communications, consumer protection, privacy and related matters, affect significant aspects of the operations of our cable and other services.

The following paragraphs describe the existing legal and regulatory requirements we believe are most significant to our operations today. Our business can be dramatically impacted by changes to the existing regulatory framework, whether triggered by legislative, administrative or judicial rulings.

Cable Television

Franchising. The Communications Act requires cable operators to obtain a non-exclusive franchise from state or local franchising authorities to provide cable service. Although the terms of franchise agreements differ from jurisdiction to jurisdiction, they typically require payment of franchise fees and contain regulatory provisions

addressing, among other things, use of the right of way, service quality, cable service to schools and other public institutions, insurance, indemnity and sales of assets or changes in ownership. State and local franchising authority, however, must be exercised consistent with the Communications Act, which sets limits on franchising authorities' powers, including limiting franchise fees to no more than 5% of gross revenues from the provision of cable service, prohibiting franchising authorities from requiring us to carry specific programming services, and protecting the renewal expectation of franchisees by limiting the factors a franchising authority may consider and requiring a due process hearing before denying renewal. When franchises are renewed, however, the franchise authority may, except where prohibited by applicable law, seek to impose new and more onerous requirements as a condition of renewal. Similarly, if a franchising authority's consent is required for the purchase or sale of a cable system, the franchising authority may attempt to impose more burdensome requirements as a condition for providing its consent. Cable franchises generally are granted for fixed terms and, in many cases, include monetary penalties for noncompliance. They may also be terminable if the franchisee fails to comply with material provisions.

In recent years, the traditional local cable franchising regime has undergone significant change as a result of federal and state action. Several states have reduced or eliminated the role of local or municipal government in franchising in favor of state- or system-wide franchises, and the trend has been toward consolidation of franchising authority at the state level, in part to accommodate the interests of new broadband and cable entrants over the last decade. At the same time, the FCC has adopted rules that streamline entry for new competitors (such as those affiliated with broadband communications companies) and reduce certain franchising burdens for these new entrants. In 2019, the FCC also extended to existing cable providers relief from certain fees and other regulatory requirements imposed by franchising authorities, including subjecting certain fees for access to the right-of-way and certain in-kind payments obligations to the statutory cap on franchise fees, as well as preempting states and localities from exercising their authority to regulate cable operators' non-cable services. The FCC's order was challenged by several municipalities and substantially upheld by the U.S. Sixth Circuit Court of Appeals on appeal, although the court curtailed the relief related to in-kind contributions. Some municipalities have asked the FCC to reopen consideration of these issues. We cannot predict whether or not the FCC will do so or what actions it may take if it does.

Pricing and Packaging. The Communications Act and the FCC's rules limit the scope of price regulation for cable television services. Among other limitations, franchising authorities may regulate rates only for "basic" cable service. In 2015, the FCC adopted a rule establishing a presumption against rate regulation absent an affirmative showing by the franchising authority that there is an absence of effective competition. Based on the 2015 FCC rule, none of our video customers are currently subject to basic rate regulation.

There have been frequent calls to impose further rate regulation on the cable industry. It is possible that Congress or the FCC may adopt new constraints on the retail pricing or packaging of cable programming. As we attempt to respond to a changing marketplace with competitive marketing and pricing practices, we may face regulations that impede our ability to compete. In 2023, the FCC proposed rules that would require cable operators to disclose the "all-in" price for service, including fees related to the provision of cable service such as network fees, sports and broadcast programming fees, in subscriber bills, advertising, and promotional materials. We currently assess a network enhancement fee, which may be subject to such a rule. The FCC has also proposed restricting the use of early termination fees imposed on customers who terminate long-term service contracts prior to the expiration of their contracts, and to require cable operators to prorate a subscriber's bill for the final month of service if the subscriber cancels service prior to the end of the final month. We do not charge early termination fees. We currently charge for service in whole-month increments other than where prohibited by state law, so the adoption of this proposal would affect our customer service practices. We cannot predict whether these rules and restrictions, if adopted, would affect our cable revenue and subscribership.

In addition, a number of state and local regulatory authorities have imposed or seek to impose price- or price-related regulation that we believe is inconsistent with FCC direction, and these efforts if successful, will diminish the benefits of deregulation and hamper our ability to compete with our largely unregulated competitors. We brought a challenge in federal and state court against one such attempt to regulate our pricing by the New Jersey Board of Public Utilities ("Board"), but in 2023, the New Jersey Supreme Court upheld the Board's regulation.

Must-Carry/Retransmission Consent. Cable operators are required to carry, without compensation, programming transmitted by most local commercial and noncommercial broadcast television stations that elect "must carry" status. Alternatively, local commercial broadcast television stations may elect "retransmission consent," giving up their must-carry right and instead negotiating with cable systems the terms on which the cable systems may carry the station's programming content. Cable systems generally may not carry a broadcast station that has elected

retransmission consent without the station's consent. The terms of retransmission consent agreements frequently include the payment of compensation to the station.

Broadcast stations must elect either "must carry" or retransmission consent every three years. A substantial number of local broadcast stations currently carried by our cable systems have elected to negotiate for retransmission consent. In the most recent retransmission consent negotiations, popular television stations have demanded substantial compensation increases, thereby increasing our operating costs. The FCC recently proposed that cable operators provide subscribers with a rebate if a broadcast station is blacked out during a retransmission consent dispute. The proposed rebate requirement would also apply if other video programming services are blacked out during a carriage dispute.

Ownership Limitations. Federal regulation of the communications field traditionally included a host of ownership restrictions, which limited the size of certain media entities and restricted their ability to enter into competing enterprises. Through a series of legislative, regulatory, and judicial actions, most of these restrictions have been either eliminated or substantially relaxed. In 2017, the FCC relaxed some broadcast media ownership rules, and the broadcast industry subsequently experienced consolidation. The FCC's order was subsequently affirmed by the U.S. Supreme Court, but the FCC has the statutory obligation to review its broadcast ownership rules every four years and revise them if it determines that the public interest so requires. The FCC recently affirmed its existing ownership rules and extended the rule prohibiting the same television licensee from acquiring an affiliation with more than one of the "top four" networks in the same local market to include affiliation via a low power television station or one of the licensee's available programming streams on its broadcast signal. This change may help reduce the leverage broadcasters can exercise in negotiating the fees we pay them to license their signals. Depending on the outcome of the FCC's 2022 quadrennial review of media ownership rules, the broadcast industry could consolidate further, which could adversely impact those fees.

Set-Top Boxes. The Communications Act includes a provision that requires the FCC to take certain steps to support the development of a retail market for "navigation devices," such as cable set-top boxes. Several years ago, the FCC began a proceeding to consider requiring cable operators to accommodate third-party navigation devices, which have imposed substantial development and operating requirements on the industry. Though there is currently no active effort to advance these proposals, the FCC may in the future consider implementing other measures to promote the competitive availability of retail set-top boxes or third-party navigation options that could impact our customers' experience, our ability to capture user interactions to refine and enhance our services, and our ability to provide a consistent customer support environment.

PEG and Leased Access. Franchising authorities may require that we support the delivery and support for public, educational, or governmental ("PEG") channels on our cable systems. In addition to providing PEG channels, we must make a limited number of commercial leased access channels available to third parties (including parties with potentially competitive video services) at regulated rates. The FCC adopted revised rules several years ago mandating a significant reduction in the rates that operators can charge commercial leased access users. These rules were stayed, however, by a federal court, pending a cable industry appeal. This matter currently remains pending, and the revised rules are not yet in effect. Although commercial leased access activity historically has been relatively limited, increased activity in this area could further burden the channel capacity of our cable systems.

Pole Attachments. We make extensive use of utility poles and conduits to attach and install the facilities that are integral to our network and services. The Communications Act requires most utilities to provide cable systems with access to poles and conduits to attach such facilities at regulated rates, but does not extend these requirements to other entities, such as municipalities and electric cooperatives. The FCC (or a state, if it chooses to regulate) regulates utility company rates for the rental of pole and conduit space used by companies, including operators like us, to provide cable, telecommunications services, and Internet access services. Many states in which we operate have elected to set their own pole attachment rules. Adverse changes to the pole attachment rate structure, rates, classifications, and access could significantly increase our annual pole attachment costs. Expansion of our business into new areas, including areas where poles and conduits are operated by electric cooperatives or municipalities not subject to FCC or state regulation, may be frustrated by delays, capacity constraints, "makeready" demands or the general inability to secure appropriate pole or conduit rights, as well as higher pole and conduit access costs.

Program Access. The program access rules generally prohibit a cable operator from improperly influencing an affiliated satellite-delivered cable programming service to discriminate unfairly against an unaffiliated distributor where the purpose or effect of such influence is to significantly hinder or prevent the competitor from providing satellite-delivered cable programming. FCC rules also allow a competing distributor to bring a complaint against a

cable-affiliated terrestrially-delivered programmer or its affiliated cable operator for alleged violations of this rule, and seek reformed terms of carriage as a remedy.

Program Carriage. The FCC's program carriage rules prohibit us from requiring an unaffiliated programmer to grant us a financial interest or exclusive carriage rights as a condition of its carriage on our cable systems and prohibit us from unfairly discriminating against unaffiliated programmers in the terms and conditions of carriage on the basis of their nonaffiliation.

Exclusive Access to Multitenant Buildings. The FCC prohibits cable operators from entering into or enforcing exclusive agreements with owners of multitenant buildings under which the operator is the only multichannel video programming distributor ("MVPD") with access to the building. FCC rules also restrict certain business arrangements between cable operators and owners of multitenant buildings, including prohibiting operators from entering into certain types of revenue sharing agreements and requiring operators to disclose to tenants the existence of exclusive marketing arrangements and the availability of alternative providers. The FCC has also clarified that existing FCC rules regarding cable inside wiring prohibit so-called "sale-and-leaseback" arrangements that effectively deny access to alternative providers.

CALM Act. The FCC's rules require us to ensure that all commercials carried on our cable service comply with specified volume standards.

Privacy and Data Security. In the course of providing our services, we collect certain information about our customers and their use of our services. We also collect certain information regarding potential customers and other individuals. Our collection, use, disclosure and other handling of information is subject to a variety of federal and state privacy requirements, including those imposed specifically on cable operators and telecommunications service providers by the Communications Act. We are also subject to data security obligations, as well as requirements to provide notice to individuals and governmental entities in the event of certain data security breaches, and such breaches, depending on their scope and consequences, may lead to litigation and enforcement actions with the potential for substantial monetary forfeitures or to adversely affect our brand.

As cable operators provide interactive and other advanced services, additional privacy and data security requirements may arise through legislation, regulation or judicial decisions. For example, the Video Privacy Protection Act of 1988 has been interpreted in some instances to cover online interactive services. In addition, Congress, the Federal Trade Commission ("FTC"), and other lawmakers and regulators are all considering whether to adopt additional measures that could impact the collection, use, and disclosure of customer information in connection with the delivery of advertising and other services to consumers customized to their interests. See "Privacy Regulations" below.

Federal Copyright Regulation. We are required to pay copyright royalty fees on a semi-annual basis to receive a statutory compulsory license to carry broadcast television content. These fees are subject to periodic audit by the content owners. The amount of a cable operator's royalty fee payments is determined by a statutory formula that takes into account various factors, including the amount of "gross receipts" received from customers for "basic" service, the number of "distant" broadcast signals carried and the characteristics of those distant signals (e.g., network, independent or noncommercial). Certain elements of the royalty formula are subject to adjustment from time to time, which can lead to increases in the amount of our semi-annual royalty payments. The U.S. Copyright Office, which administers the collection of royalty fees, has made recommendations to Congress for changes in or elimination of the statutory compulsory licenses for cable television carriage of broadcast signals. Changes to copyright regulations could adversely affect the ability of our cable systems to obtain such programming and could increase the cost of such programming. Similarly, we must obtain music rights for locally originated programming and advertising from the major music performing rights organizations. These licensing fees have been the source of litigation in the past, and we cannot predict with certainty whether license fee disputes may arise in the future. The legal framework for secondary copyright liability for Internet Service Providers ("ISPs"), including whether and to what extent an ISP may be liable for the alleged infringement of its subscribers' internet services, continues to evolve and could result in significant liability for us.

Access for Persons with Disabilities. The FCC's rules require us to ensure that persons with disabilities can more fully access the programming we carry. We are required to provide closed captions and pass through video description to customers on some networks we carry, and to provide an easy means of activating closed captioning and to ensure the audio accessibility of emergency information and on-screen text menus and guides provided by our navigation devices.

Other Regulation. We are subject to various other regulations, including those related to political broadcasting; home wiring; the blackout of certain network and syndicated programming; prohibitions on transmitting obscene

programming; limitations on advertising in children's programming; and standards for emergency alerts, as well as telemarketing and general consumer protection laws, federal and state marketing and advertising standards and regulations, and equal employment opportunity obligations. For example, the Television Viewer Protection Act of 2019 imposes obligations on cable and fixed broadband providers, including required disclosures at the point of sale and in electronic billing and prohibitions on certain equipment charges. The FCC also imposes various technical standards on our operations. In the aftermath of extreme weather events, the FCC and certain states continue to examine whether new requirements are necessary to improve the resiliency of communications networks. In 2022, the FCC adopted disaster response requirements for facilities-based wireless providers but deferred imposing similar requirements on cable and other communications networks. The FCC requires cable operators to report network outages that exceed a specified threshold and, in 2024, put in place regulations that mandate reporting on operational status and restoration information during disasters. Some jurisdictions, such as California, have begun to impose new technical requirements on facilities-based wireline providers as part of their resiliency proceedings. Other states have undertaken examinations of storm resiliency, recovery, and customer impacts, which could lead to additional regulation of the industry. Each of these regulations restricts (or could restrict) our business practices to varying degrees and will impose (or could impose) substantial compliance costs. The FCC can aggressively enforce compliance with its regulations and consumer protection policies, including through the imposition of substantial monetary sanctions. It is possible that Congress or the FCC will expand or modify its regulations of cable systems in the future, and we cannot predict at this time how that might impact our business.

Broadband

Regulatory Classification. Broadband Internet access services were traditionally classified by the FCC as "information services" for regulatory purposes, a type of service that is subject to a lesser degree of regulation than "telecommunications services." In 2015, the FCC reversed this determination and classified broadband Internet access services as "telecommunications services." This reclassification had subjected our broadband Internet access service to greater regulation, although the FCC did not apply all telecommunications service obligations to broadband Internet access service. The 2015 Order (as defined below) could have had a material adverse impact on our business. In December 2017, the FCC adopted an order that in large part reversed again the 2015 Order and reestablished the "information service" classification for broadband Internet access service. The 2017 Order (as defined below) was affirmed in part on appeal in October 2019 insofar as it classified broadband Internet access services as information services subject to lesser federal regulation. However, the 2017 Order was also vacated in part on appeal insofar as it preempted states from subjecting broadband Internet access services to any requirements more stringent than the federal requirements. As a result, the precise extent to which state rules may impose such requirements, as well as other regulatory obligations, on broadband Internet access service providers is not fully settled. The FCC, in 2023, proposed reclassifying broadband service as a common carrier telecommunications service under similar terms and conditions as the 2015 Order. The FCC is expected to act on this proposal by mid-2024.

Net Neutrality. Congress and some states are considering legislation that may codify "net neutrality" rules, which could include prohibitions on blocking, throttling and prioritizing Internet traffic. A number of states, including California and New York, have adopted legislation and/or executive orders that apply "net neutrality" rules to ISPs. The California legislation took effect in March 2021, and was upheld in 2022 by the Ninth Circuit Court of Appeals against a challenge by internet service providers. New York has in place an executive order that requires entities contracting with state agencies to commit to and certify compliance with net neutrality principles across the market.

Digital Discrimination. Pursuant to a Congressional directive, the FCC adopted rules in 2023 to facilitate equal access to broadband internet access service by preventing digital discrimination of access, which the FCC defined as "policies or practices, not justified by genuine issues of technical or economic feasibility, that differentially impact consumers' access to broadband internet access service based on their income level, race, ethnicity, color, religion or national origin, or are intended to have such differential impact." The FCC rules include a process for bringing complaints against broadband providers that relate to digital discrimination. The rules take effect in March 2024 and have been challenged in court. We cannot predict the outcome of the litigation or how these rules will affect our broadband business, including deployment and pricing.

Consumer Labels. The FCC rules require broadband providers to display, at the point of sale, consumer labels with information about their broadband services. The labels must disclose certain information about broadband prices, introductory rates, data allowances, and speeds, and include links to information about network management practices, privacy policies, and the FCC's Affordable Connectivity Program ("ACP") for low-income households. The FCC's rules also require the labels to itemize monthly charges and fees, including regulatory fees passed through to consumers for any individual consumer's location. The requirement to display labels takes effect in 2024.

Access for Persons with Disabilities. The FCC's rules require us to ensure that persons with disabilities have access to "advanced communications services", such as electronic messaging and interoperable video conferencing. They also require that certain video programming delivered via Internet Protocol include closed captioning and require entities distributing such programming to end users to pass through such captions and identify programming that should be captioned.

Government Subsidies. The FCC and other federal agencies, as well as some states, direct subsidies to entities deploying broadband to areas deemed to be "unserved" or "underserved." Federal legislation and state programs have substantially increased the amount of such subsidies in recent years, and eligibility criteria for the use of such subsidies do not always limit their use exclusively to areas lacking broadband access. We have sought this funding as have many other entities, including broadband services competitors and new entrants into such services. We have also opposed subsidies directed to areas that we already serve. There is no assurance that we will be successful in securing such funding, nor any guarantee of the amount of funding we could receive. In 2022, we were authorized to receive subsidies from the FCC as part of the Rural Digital Opportunity Fund ("RDOF"). RDOF awards include a number of regulatory requirements and construction milestones. If we fail to meet these obligations, we could be subject to government penalties. By accepting RDOF funding, we are required to participate in the federal Lifeline program, which provides low-income households with discounted voice and broadband services. Lifeline includes additional regulatory and compliance obligations. The FCC also administers the ACP, which provides subsidies for broadband providers that provide discounted broadband service to low-income households, which we participate in. The FCC has announced that it expects funding for ACP to run out in May 2024.

Other Regulation. Providers of broadband Internet access services must comply with the Communications Assistance for Law Enforcement Act ("CALEA"), which requires providers to make their services and facilities accessible for law enforcement intercept requests. Various other federal and state laws apply to providers of services that are accessible through broadband Internet access service, including copyright laws, telemarketing laws, prohibitions on obscenity, a ban on unsolicited commercial e-mail, and privacy and data security laws. The online content we provide is also subject to some of these laws.

Other forms of regulation of broadband Internet access service currently being considered by the FCC, Congress or state legislatures include consumer protection requirements, billing and notifications requirements, cybersecurity requirements, consumer service standards, requirements to contribute to universal service programs and requirements to protect personally identifiable customer data from theft. Pending and future legislation in this area could adversely affect our operations as an ISP and our relationship with our Internet customers. While neither the FCC nor states currently regulate the price for broadband services generally, the state of New York enacted legislation that would regulate the price and terms for the broadband service offered to low-income households. This law was enjoined by a New York federal court, and the ruling is currently on appeal. Numerous states are also seeking to impose price caps on broadband service provided to low-income households as a condition of awarding subsidies for the construction of broadband networks to unserved and underserved areas.

Additionally, from time to time the FCC and Congress have considered whether to subject broadband Internet access services to the federal Universal Service Fund ("USF") contribution requirements. Any contribution requirements adopted for Internet access services would impose significant new costs on our broadband Internet service. At the same time, the FCC may also change the manner in which Universal Service funds are distributed. By focusing on broadband and wireless deployment, rather than traditional telephone service, changes could assist some of our competitors in more effectively competing with our service offerings.

Telephony Services

We provide telephony services using VoIP technology ("interconnected VoIP") and traditional switched telephony via our CLEC subsidiaries.

The FCC has adopted several regulations for interconnected VoIP services, as have several states, especially as it relates to core customer and safety issues such as E911, local number portability, disability access, outage reporting, universal service contributions, and regulatory reporting requirements. The FCC has not, however, formally classified interconnected VoIP services as either information services or telecommunications services. In this vacuum, some states have asserted more expansive rights to regulate interconnected VoIP services, while others have adopted laws that bar the state commission from regulating VoIP service. Several advocacy and labor organizations petitioned the FCC in 2022 to formally classify VoIP as a telecommunications service; however, the FCC has not taken any action on the petition. Classification of our VoIP services as telecommunications services could result in additional regulatory requirements and compliance costs.

Universal Service. Interconnected VoIP services must contribute to the USF used to subsidize communication services provided to low-income households, to customers in rural and high-cost areas, and to schools, libraries, and rural health care providers. The amount of universal service contribution required of interconnected VoIP service providers is based on a percentage of revenues earned from interstate and international services provided to end users. We allocate our end user revenues and remit payments to the universal service fund in accordance with FCC rules. The FCC has ruled that states may impose state universal service fees on interconnected VoIP providers.

Local Number Portability. The FCC requires interconnected VoIP service providers and their "numbering partners" to ensure that their customers have the ability to port their telephone numbers when changing providers. We also contribute to federal funds to meet the shared costs of local number portability and the costs of North American Numbering Plan Administration.

Other Regulation. Interconnected VoIP service providers are required to provide enhanced 911 emergency services to their customers; protect customer proprietary network information from unauthorized disclosure to third parties; report to the FCC on service outages; comply with telemarketing regulations and other privacy and data security requirements; (see "*Privacy Regulations*" below); comply with disabilities access requirements and service discontinuance obligations; comply with call signaling requirements; and comply with CALEA standards. In August 2015, the FCC adopted new rules to improve the resiliency of the communications network. Under the new rules, providers of telephony services, including interconnected VoIP service providers, must make available twenty-four hours of standby backup power for consumers to purchase at the point of sale. The rules also require that providers inform new and current customers about service limitations during power outages and steps that consumers can take to address those risks. In addition, the FCC is currently considering whether to require VoIP providers to maintain backup power for certain network equipment, and California has adopted rules requiring VoIP providers to maintain seventy-two hours of network backup power in certain areas of the state facing elevated fire risks. The FCC also requires interconnected VoIP providers to report network outages that exceed a specified threshold.

We provide traditional telecommunications services in various states through our operating subsidiaries, and those services are largely governed under rules established for CLECs under the Communications Act. The Communications Act entitles our CLEC subsidiaries to certain rights, but as telecommunications carriers, it also subjects them to regulation by the FCC and the states. Their designation as telecommunications carriers results in other regulations that may affect them and the services they offer.

Interconnection and Intercarrier Compensation. The Communications Act requires telecommunications carriers to interconnect directly or indirectly with other telecommunications carriers and networks, including VoIP. Under the FCC's intercarrier compensation rules, we are entitled, in some cases, to compensation from carriers when they use our network to terminate or originate calls and in other cases are required to compensate another carrier for using its network to originate or terminate traffic. The FCC and state regulatory commissions, including those in the states in which we operate, have adopted limits on the amounts of compensation that may be charged for certain types of traffic. In an October 2011 Order, the FCC determined that intercarrier compensation for all terminating traffic would be phased down over several years to a "bill-and-keep" regime, with no compensation between carriers for most terminating traffic. In 2020, the FCC adopted further reforms to phase down the rates for the origination of "toll-free" calls. The FCC also has a pending proceeding that could further reduce or eliminate compensation for remaining traffic.

Universal Service. Our CLEC subsidiaries are required to contribute to the USF. The amount of universal service contribution required of us is based on a percentage of revenues earned from interstate and international services provided to end users. We allocate our end user revenues and remit payments to the universal service fund in accordance with FCC rules.

Other Regulation. Our CLEC subsidiaries' telecommunications services are subject to other FCC requirements, including protecting the use and disclosure of customer proprietary network information; meeting certain notice requirements in the event of service termination; compliance with disabilities access requirements; compliance with CALEA standards; outage reporting; and the payment of fees to fund local number portability administration and the North American Numbering Plan. As noted above, the FCC and states are examining whether new requirements are necessary to improve the resiliency of communications networks, including heightened backup power requirements within the provider's network. Communications with our customers are also subject to FCC, FTC and state regulations on telemarketing and the sending of unsolicited commercial e-mail and fax messages, as well as additional privacy and data security requirements.

State Regulation. Our CLEC subsidiaries' telecommunications services are subject to regulation by state commissions in each state where we provide services. In order to provide our services, we must seek approval from the state regulatory commission or be registered to provide services in each state where we operate and may at times require local approval to construct facilities. Regulatory obligations vary from state to state and include some or all of the following requirements: filing tariffs (rates, terms and conditions); filing operational, financial, and customer service reports; seeking approval to transfer the assets or capital stock of the broadband communications company; network resiliency and disaster recovery requirements; seeking approval to issue stocks, bonds and other forms of indebtedness of the broadband communications company; reporting customer service and quality of service requirements; outage reporting; making contributions to state universal service support programs; paying regulatory and state Telecommunications Relay Service and E911 fees; geographic build-out; and other matters relating to competition.

In September 2019, we launched a mobile service using our own core infrastructure and our infrastructure mobile virtual network operator ("iMVNO") agreements with Sprint and other roaming partners, including AT&T. Our mobile wireless service is subject to most of the same FCC and consumer protection regulations as typical, network-based wireless carriers (such as E911 services, local number portability, privacy protection, and constraints on billing and advertising practices). The FCC or other regulatory authorities may adopt new or different regulations that apply to our services or similarly situated providers, impose new taxes or fees, or modify the obligations of other network-based carriers to provide wholesale RAN access to providers like Altice USA.

Other Services

We may provide other services and features over our cable system, such as games and interactive advertising, which may be subject to a range of federal, state and local laws, such as privacy and consumer protection regulations and federal and state standards and regulations. We also maintain various websites that provide information and content regarding our businesses. The operation of these websites is also subject to a similar range of regulations.

Privacy Regulations

Our cable, Internet, voice, wireless and advertising services are subject to various federal, state and local laws and regulations, as well as, in instances where we operate outside of the U.S., the laws and regulations of the countries and regions where we operate, regarding subscriber privacy, data security, data protection, and data use. Our provision of Internet services subjects us to the limitations on use and disclosure of user communications and records contained in the Electronic Communications Privacy Act of 1986. Broadband Internet access service is also subject to various privacy laws applicable to electronic communications. We are subject to various state regulations and enforcement oversight related to our policies and practices covering the collection, use, and disclosure of personal information. The California Consumer Privacy Act ("CCPA"), a comprehensive privacy act aimed at increasing disclosure requirements, privacy protections, and the rights of consumers to identify and delete stored private data, subject to some limited business exceptions, has been in effect since January 1, 2020. Amendments to the CCPA under the California Privacy Rights Act of 2020 took effect on January 1, 2023, and provide certain additional disclosure requirements, privacy protections, and rights of consumers. Virginia adopted the Consumer Data Protection Act in 2021 which took effect on January 1, 2023. Colorado also adopted a comprehensive privacy act in 2021, as did Utah and Connecticut in 2022, that also impose disclosure requirements, privacy protections, and the rights of consumers to opt out of certain data sharing. Those laws took effect in 2023.

The FCC, in 2023, expanded its data breach notification reporting obligations applicable to telecommunications carriers and interconnected VoIP providers, which could cause us to incur additional compliance costs. In 2023, Texas, among other states, passed a comprehensive consumer privacy law. As with existing state consumer privacy laws in California, Virginia, and Connecticut, among other states, this law creates disclosure requirements, privacy protections, and consumer privacy rights for covered businesses. The Texas law will take effect July 1, 2024. Similarly, the New Jersey legislature passed a comprehensive consumer privacy law in January 2024, which will take effect in January 2025. We expect further scrutiny of privacy practices at all levels of government in the areas where we operate. Implementing and updating systems and processes to comply with new rules could impact our business opportunities and impose operating costs on the business.

Our i24NEWS operation has employees and offices in the European Union ("EU") that are subject to the General Data Protection Regulation ("GDPR"). Further, our a4 advertising business conducts limited business with customers that advertise in the EU and in the United Kingdom ("UK"). As such, we have certain compliance obligations with EU member state, as well as UK laws and regulations, including compliance obligations under the GDPR and UK

GDPR, and bear potential enforcement risks and fines if we fail to comply, even as the application of those regulations to some of our operations are unclear or are unknown.

Environmental Regulations

Our business operations are subject to environmental laws and regulations, including regulations governing the use, storage, disposal of, and exposure to hazardous materials, the release of pollutants into the environment and the remediation of contamination. These requirements may also be more stringent in some areas where we receive federal broadband subsidies. In part as a result of the increasing public awareness concerning the importance of environmental regulations, these regulations have become more stringent over time. Amended or new regulations could impact our operations and costs.

Available Information and Website

We make available free of charge, through our investor relations section at our website, <http://www.alticeusa.com>, our Annual Report on Form 10-K, Quarterly Reports on Form 10-Q and our Current Reports on Form 8-K and all amendments to those reports as soon as reasonably practicable after such material is electronically filed with or furnished to the U.S. Securities and Exchange Commission ("SEC"). Website references in this report are provided as a convenience and do not constitute, and should not be viewed as, incorporation by reference of the information contained on, or available through, the websites. Therefore, such information should not be considered part of this report.

Item 1A. Risk Factors

Summary of Risk Factors

Our business is subject to a number of risks that may impact our business and prospects. The following summary identifies certain risk factors that may prevent us from achieving our business objectives or may adversely affect our business, financial condition and results of operations. These and other risks are discussed in detail in the section that follows.

Risk Factors Relating to Our Business

- We operate in a highly competitive business environment.
- We face significant risks as a result of rapid changes in technology, consumer expectations and behavior.
- Programming and retransmission costs are increasing and disputes with programmers and the inability to retain or obtain popular programming can adversely affect our relationship with customers.
- We may not be able to successfully implement our growth strategy.
- The financial markets are subject to volatility and disruptions, which may adversely affect our business.
- We are highly leveraged and have substantial indebtedness and may incur additional indebtedness.
- We have in past periods incurred substantial losses from operations, and we may do so in the future.
- A lowering or withdrawal of the ratings assigned to our subsidiaries' debt securities and credit facilities by ratings agencies may increase our future borrowing costs and reduce our access to capital.
- Our subsidiaries' ability to meet obligations under their indebtedness may be restricted by limitations on our other subsidiaries' ability to send funds.
- We are subject to significant restrictive covenants under the agreements governing our indebtedness.
- We will need to raise significant amounts of funding over the next several years to fund capital expenditures, repay existing obligations and meet other obligations; we may also engage in extraordinary transactions that involve the incurrence of large amounts of indebtedness.
- Changes or uncertainty in respect of interest rate benchmarks may affect our sources of funding.
- We depend on third-party vendors for certain equipment, hardware, licenses and services in the conduct of our business.
- Labor shortages and supply chain disruptions could prevent us from meeting customer demand and negatively affect our financial results.
- Disruptions to our networks, infrastructure and facilities could impair our operating activities and negatively impact our reputation and financial results.
- If we experience a significant cybersecurity incident or fail to detect and appropriately respond to a significant cybersecurity incident, our results of operations and reputation could suffer.
- The terms of existing or new collective bargaining agreements can increase our expenses. Labor disruptions could adversely affect our business, financial condition and results of operations.
- A significant amount of our book value consists of intangible assets that may not generate cash in the event of a voluntary or involuntary sale.
- We may engage in acquisitions, dispositions and other strategic transactions and the integration of such acquisitions, the sales of assets and other strategic transactions could materially adversely affect our business, financial condition and results of operations.
- Significant unanticipated increases in the use of bandwidth-intensive Internet-based services could increase our costs.
- Our business depends on intellectual property rights and on not infringing on others' intellectual property rights.
- We may be liable for the material that content providers distribute over our networks.
- If we are unable to retain key employees, our ability to manage our business could be adversely affected.
- Impairment of the Altice brand or Mr. Drahi's reputation could adversely affect current and future customers' perception of Altice USA.
- Macroeconomic developments may adversely affect our business.

- Online piracy could result in reduced revenues and increased expenditures.
- Our mobile wireless service is subject to startup risk, competition, and risks associated with the price and availability of wholesale access to RAN.

Risk Factors Relating to Regulatory and Legislative Matters

- Our business is subject to extensive governmental legislation and regulation.
- Our cable system franchises are subject to non-renewal or termination.
- Our cable system franchises are non-exclusive.
- Local franchising authorities have the ability to impose additional regulatory constraints on our business.
- Further regulation of the cable industry could restrict our marketing options or impair our ability to raise rates.
- We may be materially adversely affected by regulatory changes related to pole attachments and the regulatory environment related to pole attachments could impede our ability to expand into new markets.
- Changes in channel carriage regulations could impose significant additional costs on us.
- Increasing regulation of our Internet-based products and services could adversely affect our ability to provide new products and services.
- Offering telephone services may subject us to additional regulatory burdens, causing us to incur additional costs.
- Our mobile service exposes us to regulatory risk.
- We may be materially adversely affected by regulatory, legal and economic changes relating to our physical plant.
- We may be adversely affected if other parties are able to get government subsidies to overbuild our plant, or if subsidies we receive to construct facilities or support low-income subscribers run out.

Risk Factors Relating to Ownership of Our Class A Common Stock and Class B Common Stock

- An active, liquid trading market for our Class B common stock has not developed and we cannot assure you that an active, liquid trading market will develop in the future.
- Our stockholders' percentage ownership in us may be diluted by future issuances of capital stock.
- We have no current plans to pay cash dividends on our Class A common stock or Class B common stock for the foreseeable future.
- Future sales, or the perception of future sales, by us or our existing stockholders in the public market could cause the market price of our Class A common stock to decline.
- The tri-class structure of Altice USA common stock has the effect of concentrating voting control with Next Alt.
- Next Alt controls us and its interests may conflict with ours or our stockholders in the future.
- Anti-takeover provisions in our organizational documents could prevent a change of control transaction.
- Holders of a single class of Altice USA common stock may not have any remedies if an action by our directors has an adverse effect on only that class of Altice USA common stock.
- We are a "controlled company" within the meaning of the rules of the New York Stock Exchange ("NYSE").
- If securities or industry analysts do not publish research or reports about our business, if they adversely change their recommendations regarding our Class A common stock, or if our operating results do not meet their expectations, the market price of our Class A common stock could decline.
- We have been subject to securities class action litigation in the past and could be subject to securities class action litigation in the future.
- Our amended and restated bylaws provide that the Court of Chancery of the State of Delaware is the exclusive forum for substantially all disputes between us and our stockholders.

Risk Factors Relating to Our Business

We operate in a highly competitive business environment which could materially adversely affect our business, financial condition, results of operations and liquidity.

We operate in a highly competitive, consumer-driven industry and we compete against a variety of broadband, video and telephony providers and delivery systems, including broadband communications companies, wireless data and telephony providers, fiber-based service providers, satellite-delivered video providers, Internet-delivered video content and broadcast television signals available to residential and business customers in our service areas. Some of our competitors include AT&T, DirecTV, DISH, Frontier, Lumen and Verizon. In addition, our video services compete with all other sources of leisure, news, information and entertainment, including movies, sporting or other live events, radio broadcasts, home-video services, console games, print media and the Internet.

In some instances, our competitors have fewer regulatory burdens, easier access to financing, greater resources, greater operating capabilities and efficiencies of scale, stronger brand-name recognition, longstanding relationships with regulatory authorities and customers, more customers, more flexibility to offer promotional packages at prices lower than ours and greater access to programming or other services. This competition creates pressure on our pricing and has adversely affected, and may continue to affect, our ability to add and retain customers, which in turn adversely affects our business, financial condition and results of operations. The effects of competition may also adversely affect our liquidity and ability to service our debt. For example, we face intense competition from Verizon, which has constructed FTTH network infrastructure that passes a significant number of households in our New York metropolitan service area. We estimate that Verizon is currently able to sell fiber-based services, including broadband, video and telephony, to over two-thirds of the households in our New York metropolitan service area and may expand these and other service offerings to more customers in the future. We also face increasing competition from AT&T and new fiber-based service providers in various markets in our south-central United States service area, who we estimate are currently able to sell fiber products to over one-quarter of these households. While the extent of our competitors' build-out and sales activity in service areas is difficult to assess because it is based on visual inspections and other limited estimating techniques and therefore serves only as an approximation, the fiber build out by competitors in our service areas is significant.

Our competitive risks are heightened by the rapid technological change inherent in our business, evolving consumer preferences and the need to acquire, develop and adopt new technology to differentiate our products and services from those of our competitors, and to meet consumer demand. We may need to anticipate far in advance which technology we should use for the development of new products and services or the enhancement of existing products and services. The failure to accurately anticipate such changes may adversely affect our ability to attract and retain customers, which in turn could adversely affect our business, financial condition and results of operations. Consolidation and cooperation in our industry may allow our competitors to acquire service capabilities or offer products that are not available to us or offer similar products and services at prices lower than ours.

In addition, certain of our competitors own directly or are affiliated with companies that own programming content or have exclusive arrangements with content providers that may enable them to obtain lower programming costs or offer exclusive programming that may be attractive to prospective customers.

Another source of competition for our video services is the delivery of video content over the Internet directly to customers, some of which is offered without charging a fee for access to the content. This competition comes from a number of different sources, including companies that deliver movies, television shows and other video programming, including extensive on demand, live content, serials, exclusive and original content, over broadband Internet connections to televisions, computers, tablets and mobile devices, such as Netflix, Hulu, Disney+, Apple TV+, YouTube TV, Amazon Prime, Sling TV, DirecTV Stream and others. It is possible that additional competitors will enter the market and begin providing video content over the Internet directly to customers. Increasingly, content owners, such as Max (formerly known as HBO), CBS, Disney and ESPN, are selling their programming directly to consumers over the Internet without requiring a video subscription. The availability of these services has and will continue to adversely affect customer demand for our video services, including premium and on-demand services. Further, due to consumer electronics innovations, consumers can watch such Internet-delivered content on television sets and mobile devices, such as smartphones and tablets. Internet access services are also offered by providers of wireless services, including traditional cellular phone carriers and others focused solely on wireless data services.

Our video services also face competition from broadcast television stations, entities that make digital video recorded movies and programs available for home rental or sale, satellite master antenna television ("SMATV") systems, which generally serve large MDUs under an agreement with the landlord and service providers and open video

system operators. Private cable systems can offer improved reception of local television stations and many of the same satellite-delivered program services that are offered by cable systems. SMATV systems currently benefit from operating advantages not available to franchised cable systems, including fewer regulatory burdens. Cable television has also long competed with broadcast television, which consists of television signals that the viewer is able to receive without charge using an "off-air" antenna. The extent of such competition is dependent upon the quality and quantity of broadcast signals available through "off-air" reception, compared to the services provided by the local cable system. The use of radio spectrum now provides traditional broadcasters with the ability to deliver HD television pictures and multiple digital-quality program streams. There can be no assurance that existing, proposed or as yet undeveloped technologies will not become dominant in the future and render our video service offering less profitable or even obsolete.

Our broadband service faces competition from wired and wireless providers. Most broadband communications companies, which already have wired networks, an existing customer base and other operational functions in place (such as billing and service personnel), offer DSL, cable or FTTH/FTTP services. We believe these services compete with our broadband service and are often offered at prices comparable to or lower than our Internet services and, despite sometimes being offered at speeds lower than the speeds we offer, are capable of serving as substitutes for some consumers. In addition, to the extent that these providers' networks are more ubiquitously deployed, such as traditional telephone networks, they may be in a better position to offer Internet services to businesses passed by their networks on a more economic or timely basis than we can, even if the services they offer are arguably inferior. They may also increasingly have the ability to combine video services, mobile services and telephone and Internet services offered to their customers, either directly or through co-marketing agreements with other service providers. Additionally, federal legislation has substantially increased the amount of subsidies to entities deploying broadband to areas deemed to be "unserved" or "underserved" in the past year, which could result in increased competition for our broadband services.

Mobile broadband providers increasingly provide Fixed Wireless Broadband ("FWB") services that can substitute for our fixed broadband service. These 5G FWB services from T-Mobile and Verizon, for example, in addition to services such as 4G, LTE and other 5G (and variants) wireless broadband services and WiFi networks, and devices such as wireless data cards, tablets and smartphones, and mobile wireless routers that connect to such devices, also compete with our broadband services both for in premises broadband service and mobile broadband. All major wireless carriers have started to offer unlimited data plans, which could, in some cases, become a substitute for the fixed broadband services we provide. The FCC is likely to continue to make additional radio spectrum available for these wireless Internet access services, which in time could expand the quality and reach of these services.

Our telephony services, including the mobile wireless voice and data service that we launched in 2019, compete directly with established broadband communications companies and other carriers, including wireless providers, as increasing numbers of homes are replacing their traditional telephone service with wireless telephone service. We also compete against VoIP providers like Vonage, Skype, Facetime, WhatsApp and magicJack that do not own networks but can provide service to any person with a broadband connection, in some cases free of charge. Our telephony services also face competition from substitute services such as SMS, chat, Apple Messaging, WhatsApp and similar communications services.

In addition, we compete against ILECs, other CLECs and long-distance voice-service companies for large commercial and enterprise customers. While we compete with the ILECs, we also enter into interconnection agreements with ILECs so that our customers can make and receive calls to and from customers served by the ILECs and other telecommunications providers. Federal and state law and regulations require ILECs to enter into such agreements and provide facilities and services necessary for connection, at prices subject to regulation. The specific price, terms and conditions of each agreement, however, depend on the outcome of negotiations between us and each ILEC. Interconnection agreements are also subject to approval by the state regulatory commissions, which may arbitrate negotiation impasses. We have entered into interconnection agreements with Verizon for New York, New Jersey and portions of Connecticut, and with Frontier for portions of Connecticut, which have been approved by the respective state commissions. We have also entered into interconnection agreements with other ILECs in New York and New Jersey and in each of the other states where we offer VoIP and telecommunications services. These agreements, like all interconnection agreements, are for limited terms and upon expiration are subject to renegotiation, potential arbitration and approval under the laws in effect at that time.

Our advertising business faces competition from traditional and non-traditional media outlets, such as television and radio stations, traditional print media and the Internet, including Facebook, Google and others.

We face significant risks as a result of rapid changes in technology, consumer expectations and behavior.

The broadband communications industry has undergone significant technological development over time and these changes continue to affect our business, financial condition and results of operations. Such changes have had, and will continue to have, a profound impact on consumer expectations and behavior. Our video business faces technological change risks as a result of the continuing development of new and changing methods for delivery of programming content such as Internet-based delivery of movies, shows and other content which can be viewed on televisions, wireless devices and other developing mobile devices. Consumers' video consumption patterns are also evolving, for example, with more content being downloaded for time-shifted consumption. A proliferation of delivery systems for video content can adversely affect our ability to attract and retain customers and the demand for our services and it can also decrease advertising demand on our delivery systems. Our broadband business faces technological challenges from rapidly evolving wireless Internet solutions. Our telephony service offerings face technological developments in the proliferation of telephony delivery systems including those based on Internet and wireless delivery. If we do not develop or acquire and successfully implement new technologies, we will limit our ability to compete effectively for customers, content and advertising.

Many of our video customers take delivery of their services through our set-top box, although customers are increasingly able to enjoy these services through other devices, for example, Apple TV, which eliminates or reduces the need to use our devices. We may be required to make material capital and other investments to anticipate and to keep up with technological change. These challenges could adversely affect our business, financial condition and results of operations.

In the fourth quarter of 2017, we entered into a multi-year strategic agreement with Sprint pursuant to which we currently utilize Sprint's network to provide mobile voice and data services to our customers throughout the nation. In 2021, following the merger between T-Mobile and Sprint, we migrated our customers to the T-Mobile network. We believe this additional product offering will enable us to deliver greater value and more benefits to our customers by offering mobile voice and data services, in addition to our broadband, video and telephony services. Some of our competitors already offer, or have announced plans to offer, their own offerings that bundle two or more of their broadband, video, telephony and mobile voice and data services. If our customers do not view our service offerings as competitive with those offered by our competitors, we could experience increased customer churn. We cannot provide any assurance that we will realize, in full or in part, the anticipated benefits we expect from the introduction of our mobile voice and data services, or that they will be introduced to, or adopted by, customers to the extent or in the timeframe we anticipate. In addition, we may be required to make material capital and other investments to develop this business and to anticipate and keep up with technological change. These challenges could adversely affect our business, financial condition and results of operations.

Programming and retransmission costs are increasing and we may not have the ability to pass these increases on to our customers. Disputes with programmers and the inability to retain or obtain popular programming can adversely affect our relationship with customers and lead to customer losses, which could materially adversely affect our business, financial condition and results of operations.

Programming costs are one of our largest categories of expenses. In recent years, the cost of programming in the cable and satellite video industries has increased significantly and is expected to continue to increase, particularly with respect to costs for sports programming and broadcast networks. We may not be able to pass programming cost increases on to our customers due to the increasingly competitive environment. If we are unable to pass these increased programming costs on to our customers, our results of operations would be adversely affected. Moreover, programming costs are related directly to the number of customers to whom the programming is provided. Our smaller customer base relative to our competitors may limit our ability to negotiate lower per-customer programming costs, which could result in reduced operating margins relative to our competitors with a larger customer base.

The expiration dates of our various programming contracts are staggered, which results in the expiration of a portion of our programming contracts throughout each year. We attempt to control our programming costs and, therefore, the cost of our video services to our customers, by negotiating favorable terms for the renewal of our affiliation agreements with programmers. On certain occasions in the past, such negotiations have led to disputes with programmers that have resulted in temporary periods during which we did not carry or decided to stop carrying a particular broadcast network or programming service or services. For example, in 2017, we were unable to reach an agreement with Starz on acceptable economic terms, and effective January 1, 2018, all Starz services were removed from our lineups, and we launched alternative networks offered by other programmers under new long-term contracts. On February 13, 2018, we and Starz reached a new carriage agreement and we restored the Starz services previously offered by Optimum and Suddenlink. Negotiating impasses are common. To the extent we are unable to

reach agreement with certain programmers on terms we believe are reasonable, we may be forced to, or determine for strategic or business reasons to, remove certain programming channels from our line-up and may decide to replace such programming channels with other programming channels, which may not be available on acceptable terms or be as attractive to customers. Such disputes, or the removal or replacement of programming, may inconvenience some of our customers and can lead to customer dissatisfaction and, in certain cases, the loss of customers, which could have a material adverse effect on our business, financial condition, results of operations and liquidity. There can be no assurance that our existing programming contracts will be renewed on favorable or comparable terms, or at all, or that the rights we negotiate will be adequate for us to execute our business strategy.

We may also be subject to increasing financial and other demands by broadcast stations. Federal law allows commercial television broadcast stations to make an election between "must-carry" rights and an alternative "retransmission consent" regime. Local stations that elect "must-carry" are entitled to mandatory carriage on our systems, but at no fee. When a station opts for retransmission consent, cable operators negotiate for the right to carry the station's signal, which typically requires payment of a per-customer fee. Our retransmission agreements with stations expire from time to time. Upon expiration of these agreements, we may carry some stations under short-term arrangements while we attempt to negotiate new long-term retransmission agreements. In connection with any negotiation of new retransmission agreements, we may become subject to increased or additional costs, which we may not be able to pass on to our customers. To the extent that we cannot pass on such increased or additional costs to customers or offset such increased or additional costs through the sale of additional services, our business, financial condition, results of operations and liquidity could be materially adversely affected. In addition, in the event contract negotiations with stations are unsuccessful, we could be required, or determine for strategic or business reasons, to cease carrying such stations' signals, possibly for an indefinite period. Any loss of stations could make our video service less attractive to our customers, which could result in a loss of customers, which could have a material adverse effect on our business, financial condition, results of operations and liquidity. There can be no assurance that any expiring retransmission agreements will be renewed on favorable or comparable terms, or at all.

We may not be able to successfully implement our growth strategy.

Our future growth, profitability and results of operations depend upon our ability to successfully implement our business strategy, which, in turn, is dependent upon a number of factors, including our ability to continue to:

- simplify and optimize our organization;
- reinvest in infrastructure and content;
- invest in sales, marketing and innovation;
- enhance the customer experience;
- drive revenue and cash flow growth; and
- opportunistically grow through value-accretive acquisitions.

There can be no assurance that we can successfully achieve any or all of the above initiatives in the manner or time period that we expect. Furthermore, achieving these objectives will require investments which may result in short-term costs without generating any current revenues and therefore may be dilutive to our earnings. We cannot provide any assurance that we will realize, in full or in part, the anticipated benefits we expect our strategy will achieve. The failure to realize those benefits could have a material adverse effect on our business, financial condition and results of operations. In addition, if we are unable to continue improving our operational performance and customer experience we may face a decrease in new customers and an increase in customer churn, which could have a material adverse effect on our business, financial condition and results of operations. For example, there can be no assurance that we will be able to successfully implement our plan to build a FTTH network within the anticipated timeline or at all or within the cost parameters we currently expect. Similarly, we may not be successful in growing our mobile voice and data services on our anticipated timeline or realize, in full or in part, the anticipated benefits we expect from the introduction thereof, and we may face technological, financial, legal, regulatory or other challenges in pursuing these or other initiatives.

The financial markets are subject to volatility and disruptions, which have in the past, and may in the future, adversely affect our business, including by affecting the cost of new capital and our ability to fund acquisitions or other strategic transactions.

From time to time the capital markets experience volatility and disruption. Volatility in the capital markets may be impacted by a number of factors. Some of the main factors which have recently contributed to capital markets volatility include, but are not limited to, inflationary pressures, the outlook for interest rates, the military conflicts

between Russia and Ukraine and in the Middle East. There can be no assurance that market conditions will not continue to be volatile or worsen in the future.

Historical market disruptions have typically been accompanied by a broader economic downturn, which has historically led to lower demand for our products, such as video services, as well as lower levels of television advertising, and increased incidence of customers' inability to pay for the services we provide. A recurrence of these conditions may further adversely impact our business, financial condition and results of operations.

We rely on the capital markets, particularly for offerings of debt securities and borrowings under syndicated facilities, to meet our financial commitments and liquidity needs if we are unable to generate sufficient cash from operations to fund such anticipated commitments and needs and to fund acquisitions or other strategic transactions. Adverse changes in credit markets, including rising interest rates, could increase our cost of borrowing or make it more difficult for us to obtain financing for our operations or to refinance existing indebtedness. Disruptions or volatility in the capital markets could also adversely affect our ability to refinance on satisfactory terms, or at all, our scheduled debt maturities and could adversely affect our ability to draw on our revolving credit facilities.

Persistent disruptions in the capital markets as well as the broader global financial market could increase our interest expense, adversely affecting our business, financial position, results of operations and liquidity.

Our access to funds under our revolving credit facilities is dependent on the ability of the financial institutions that are parties to those facilities to meet their funding commitments. Those financial institutions may not be able to meet their funding commitments if they experience shortages of capital and liquidity or if they experience excessive volumes of borrowing requests within a short period of time. Moreover, the obligations of the financial institutions under our revolving credit facilities are several and not joint and, as a result, a funding default by one or more institutions does not need to be made up by the others.

Longer term, volatility and disruptions in the capital markets and the broader global financial market as a result of uncertainty, changing or increased regulation of financial institutions, reduced alternatives or failures of significant financial institutions could adversely affect our access to the liquidity needed for our businesses. Such disruptions could require us to take measures to conserve cash or impede or delay potential acquisitions, strategic transactions and refinancing transactions until the markets stabilize or until alternative credit arrangements or other funding for our business needs can be arranged.

We are highly leveraged and have substantial indebtedness, which reduces our capability to withstand adverse developments or business conditions. If we incur additional indebtedness, such indebtedness could further exacerbate the risks associated with our substantial indebtedness.

Our subsidiaries have incurred substantial amounts of indebtedness in connection with acquisitions and to finance the Cequel Acquisition, the Cablevision Acquisition, our operations, upgrades to our cable plant and acquisitions of other cable systems, sources of programming and other businesses. We have also incurred substantial indebtedness in order to offer new or upgraded services to our current and potential customers. At December 31, 2023, the carrying value of our total aggregate indebtedness, including finance leases, notes payable and supply chain financing was approximately \$25.1 billion. Because we are highly leveraged, our payments on our indebtedness are significant in relation to our revenues and cash flow, which exposes us to significant risk in the event of downturns in our businesses (whether through competitive pressures or otherwise), our industry or the economy generally, since our cash flows would decrease, but our required payments under our indebtedness would not. Any decrease in our revenues or an increase in operating costs (and corresponding reduction in our cash flows) would therefore adversely affect our ability to make interest or principal payments on our indebtedness as they come due.

Economic downturns may also impact our ability to comply with the covenants and restrictions in our indentures, credit facilities and other agreements governing our indebtedness and may impact our ability to pay or refinance our indebtedness as it comes due. If we do not repay or refinance our debt obligations when they become due and do not otherwise comply with the covenants and restrictions in our indentures, credit facilities and other agreements governing our indebtedness, we would be in default under those agreements and the underlying debt could be declared immediately due and payable. In addition, any default under any of our indentures, credit facilities or other agreements governing our indebtedness could lead to an acceleration of debt under any other debt instruments or agreements that contain cross-acceleration or cross-default provisions. If the indebtedness incurred under our indentures, credit facilities and other agreements governing our indebtedness were accelerated, we would not have sufficient cash to repay amounts due thereunder. To avoid a default, we could be required to defer capital expenditures, sell assets, seek strategic investments from third parties or otherwise reduce or eliminate discretionary uses of cash. However, if such measures were to become necessary, there can be no assurance that we would be able

to sell sufficient assets or raise strategic investment capital sufficient to meet our scheduled debt maturities as they come due. In addition, any significant reduction in necessary capital expenditures could adversely affect our ability to retain our existing customer base and obtain new customers, which would adversely affect our business, financial position and results of operations.

Our overall leverage and the terms of our financing arrangements could also:

- make it more difficult for us to satisfy obligations under our outstanding indebtedness;
- limit our ability to obtain additional debt or equity financing in the future, including for working capital, capital expenditures or acquisitions, and increase the costs of such financing;
- limit our ability to refinance our indebtedness on terms acceptable to us or at all;
- limit our ability to adapt to changing market conditions;
- restrict us from making strategic acquisitions or cause us to make non-strategic divestitures;
- require us to dedicate a significant portion of our cash flow from operations to paying the principal of and interest on our indebtedness, thereby limiting the availability of our cash flow to fund future capital expenditures, working capital, research and development, and other corporate purposes;
- increase our vulnerability to or limit our flexibility in planning for, or reacting to, changes in our business and the broadband communications industry generally as well as general economic conditions, including the risk of increased interest rates;
- place us at a competitive disadvantage compared with competitors that have a less significant debt burden; and
- adversely affect public perception of us and our brands.

In addition, a substantial amount of our indebtedness bears interest at variable rates. If market interest rates increase, our variable-rate debt will have higher debt service requirements, which could adversely affect our cash flows and financial condition. For more information, see "Item 7A. Quantitative and Qualitative Disclosures About Market Risk—Interest Rate Risk." Although we have historically entered into, and may in the future enter into, hedging arrangements to limit our exposure to an increase in interest rates or to other risks, such arrangements may not offer complete protection from these risks. In addition, the nature of these hedges could prevent us from realizing benefits we would have received had the hedge not been put in place, such as if interest rates fall.

The terms of our existing indebtedness restrict, but do not prohibit, us from incurring additional indebtedness. We may increase our consolidated indebtedness for various business reasons, which might include, among others, financing acquisitions or other strategic transactions, funding prepayment premiums, if any, on the debt we refinance, funding distributions to our shareholders or general corporate purposes. If we incur additional indebtedness, such indebtedness will be added to our current debt levels and the above-described risks we currently face could be magnified.

We have in past periods incurred substantial losses from operations, and we may do so in the future, which may reduce our ability to raise needed capital.

We have in the past incurred substantial losses from operations and we may do so in the future. Significant losses from operations could limit our ability to raise any needed financing, or to do so on favorable terms, as such losses could be taken into account by potential investors, lenders and the organizations that issue investment ratings on our indebtedness.

A lowering or withdrawal of the ratings assigned to our subsidiaries' debt securities and credit facilities by ratings agencies may increase our future borrowing costs and reduce our access to capital.

Credit rating agencies continually revise their ratings for companies they follow. The condition of the financial and credit markets and prevailing interest rates have fluctuated in the past and are likely to fluctuate in the future. In addition, developments in our business and operations or the amount of indebtedness could lead to a ratings downgrade on our or our subsidiaries' indebtedness. The debt ratings for our subsidiaries' debt securities and credit facilities are currently below the "investment grade" category, which results in higher borrowing costs and more restrictive covenants in our indentures and credit facilities, as well as a reduced pool of potential investors of that debt as some investors will not purchase debt securities or become lenders under credit facilities that are not rated in an investment grade rating category. In addition, there can be no assurance that any rating assigned will remain for any given period of time or that a rating will not be lowered or withdrawn entirely by a rating agency, if in that rating agency's judgment, future circumstances relating to the basis of the rating, such as adverse changes, so warrant. Our

credit rating (including the credit rating assigned to our subsidiaries' debt securities and credit facilities) has in the past been and may continue to be impacted by a number of factors, including the effects of the U.S. economy experiencing an uneven recovery following a protracted slowdown, factors affecting the broadband communications and video service industry, our operating performance and our financing activities. Any such fluctuation in the rating of us or our subsidiaries may impact our ability to access debt markets in the future or increase our cost of future debt which could have a material adverse effect on our business, financial condition and results of operations, which in return may adversely affect the market price of shares of our Class A common stock.

Our subsidiaries' ability to meet obligations under their indebtedness may be restricted by limitations on our other subsidiaries' ability to send funds.

Our primary debt obligations have been incurred by our subsidiaries, mainly CSC Holdings, LLC ("CSC Holdings"). A portion of the indebtedness incurred by CSC Holdings is not guaranteed by any of its subsidiaries. CSC Holdings is primarily a holding company whose ability to pay interest and principal on such indebtedness is wholly or partially dependent upon the operations of its subsidiaries and the distributions or other payments of cash, in the form of distributions, loans or advances, those other subsidiaries deliver to our indebted subsidiaries. Our subsidiaries are separate and distinct legal entities and, unless any such subsidiary has guaranteed the underlying indebtedness, have no obligation, contingent or otherwise, to pay any amounts due on our indebted subsidiaries' indebtedness or to make any funds available to our indebted subsidiaries to do so. These subsidiaries may not generate enough cash to make such funds available to our indebted subsidiaries and in certain circumstances legal and contractual restrictions may also limit their ability to do so.

Also, our subsidiaries' creditors, including trade creditors, in the event of a liquidation or reorganization of any subsidiary, would be entitled to a claim on the assets of such subsidiaries, including any assets transferred to those subsidiaries, prior to any of our claims as a stockholder and those creditors are likely to be paid in full before any distribution is made to us. To the extent that we are a creditor of a subsidiary, our claims could be subordinated to any security interest in the assets of that subsidiary and/or any indebtedness of that subsidiary senior to that held by us.

We are subject to significant restrictive covenants under the agreements governing our indebtedness.

The indentures, credit facilities and agreements governing the indebtedness of our subsidiaries contain various negative covenants that restrict our subsidiaries' (and their respective subsidiaries') ability to, among other things:

- incur additional indebtedness and guarantee indebtedness;
- pay dividends or make other distributions, or repurchase or redeem capital stock;
- prepay, redeem or repurchase subordinated debt or equity;
- issue certain preferred stock;
- make loans and investments;
- sell assets;
- incur liens;
- enter into transactions with affiliates;
- create or permit any encumbrances or restrictions on the ability of their respective subsidiaries to pay dividends or make other distributions, make loans or advances or transfer assets, in each case to such subsidiary, or its other restricted subsidiaries; and
- consolidate, merge or sell all or substantially all of their assets.

We are also subject to certain affirmative covenants under our subsidiary's revolving credit facility, which, among other things, require our operating subsidiaries to maintain a specified financial ratio if there are any outstanding loans thereunder. Our ability to meet these financial ratios may be affected by events beyond our control and, as a result, there can be no assurance that we will be able to meet these ratios.

Violation of these covenants could result in a default that would permit the relevant creditors to require the immediate repayment of the borrowings thereunder, which could result in a default under other debt instruments and agreements that contain cross-default provisions and, in the case of our revolving credit facility, permit the relevant lenders to restrict the relevant borrower's ability to borrow undrawn funds under such revolving credit facility. A default under any of the agreements governing our indebtedness could materially adversely affect our financial condition and results of operations.

As a result, we may be:

- limited in how we conduct our business;
- unable to raise additional debt or equity financing to operate during general economic or business downturns; or
- unable to compete effectively or to take advantage of new business opportunities.

These restrictions could have a material adverse effect on our ability to grow in accordance with our strategy and on the value of our debt and equity securities.

We will need to raise significant amounts of funding over the next several years to fund capital expenditures, repay existing obligations and meet other obligations and the failure to do so successfully could adversely affect our business. We may also engage in extraordinary transactions that involve the incurrence of large amounts of indebtedness.

Our business is capital intensive. Operating and maintaining our cable systems requires significant amounts of cash payments to third parties. Capital expenditures were \$1,704.8 million, \$1,914.3 million and \$1,231.7 million in 2023, 2022 and 2021, respectively, and primarily include payments for customer premise equipment, network infrastructure, support and other costs.

We are building a FTTH network, and we continue to upgrade our existing HFC network. Additionally, in the fourth quarter of 2017, we entered into a multi-year strategic agreement pursuant to which we currently utilize Sprint's (and, following the merger between T-Mobile and Sprint, T-Mobile's) network to provide mobile voice and data services to our customers throughout the nation. We may not be able to execute these initiatives within the anticipated timelines, or at all, and we may incur greater than anticipated costs and capital expenditures, fail to realize anticipated benefits, experience business disruptions or encounter other challenges to executing these initiatives which could have a material adverse effect on our business, financial condition and results of operations.

We expect these capital expenditures to continue to be significant as we further enhance our service offerings. We may have substantial future capital commitments in the form of long-term contracts that require substantial payments over a period of time. In the longer term, our ability to fund our operations, make planned capital expenditures, make scheduled payments on our indebtedness and repay our indebtedness depends on our future operating performance and cash flows and our ability to access the capital markets, which, in turn, are subject to prevailing economic conditions and to financial, business and other factors, some of which are beyond our control. Competition, market disruptions or deterioration in economic conditions could lead to lower demand for our products, as well as lower levels of advertising, and increased incidence of customers' inability to pay for the services we provide. These events would adversely impact our results of operations, cash flows and financial position. As such, we may not be able to generate sufficient cash internally to fund anticipated capital expenditures, make ongoing interest payments and repay our indebtedness at maturity. Accordingly, we may have to do one or more of the following:

- refinance existing obligations to extend maturities;
- raise additional capital, through bank loans, debt or equity issuances or a combination thereof;
- cancel or scale back current and future spending programs; or
- sell assets or interests in one or more of our businesses.

However, we may not be able to refinance existing obligations or raise any required additional capital on terms acceptable to us or at all. Borrowing costs related to future capital raising activities may be significantly higher than our current borrowing costs and we may not be able to raise additional capital on favorable terms, or at all, if financial markets experience volatility. If we are unable to pursue our current and future spending programs, we may be forced to cancel or scale back those programs. Our choice of which spending programs to cancel or reduce may be limited. Failure to successfully pursue our capital expenditure and other spending plans could materially and adversely affect our ability to compete effectively. It is possible that in the future we may also engage in extraordinary transactions and such transactions could result in the incurrence of substantial additional indebtedness.

Changes or uncertainty in respect of interest rate benchmarks may affect our sources of funding.

The interest rates applicable to our term loan due April 2027 were previously linked to the London Interbank Offered Rate ("LIBOR"), which has recently been the subject of international reform proposals. Certain LIBOR settings were discontinued at the end of 2021, and the remaining settings were phased out by the end of June 2023. In the United States, the Alternative Reference Rates Committee proposed the Term Secured Overnight Financing Rate ("Term

SOFR") as an alternative to LIBOR for use in contracts that were indexed to U.S. dollar LIBOR and proposed a phased market transition plan to Term SOFR. Term SOFR significantly differs from LIBOR and may not yield the same or similar economic results as LIBOR which could have a material adverse effect on the liquidity of, and the amount payable under, our sources of funding.

Pursuant to the terms of our credit facilities agreement, subsequent to the phase-out of LIBOR on June 30, 2023, the interest rate on our outstanding LIBOR-linked borrowings became linked to synthetic USD LIBOR, calculated as Term SOFR plus the spread adjustment for the corresponding LIBOR setting, until September 30, 2024.

If we are unable to transition our outstanding borrowings that accrue interest at alternative reference rates to Term SOFR, if there are any further significant changes to the setting of alternative interest rate benchmarks, and in the event of the discontinuation of, or changes in the manner of administration of, interest rate benchmarks, the interest rates on our borrowings could be materially different than expected. These developments may cause us to renegotiate some of these agreements and may have an adverse effect on our financial condition and results of operations.

We depend on third-party vendors for certain equipment, hardware, licenses and services in the conduct of our business. If we do not have access to such items on reasonable terms and on a timely basis, our ability to offer our products and services could be impaired, and our business, results of operations and financial condition could be adversely affected.

We use third-party suppliers, service providers and licensors to supply some of the equipment, hardware, services, software and operational support necessary to provide some of our products and services. Some of these vendors are our sole source of supply or have, either through contract or as a result of intellectual property rights, a position of some exclusivity. Some of these vendors do not have a long operating history or may not be able to continue to supply the products or services we desire. In addition, because of the pace at which technological innovations occur in our industry, we may not be able to obtain access to the latest technology on reasonable terms. The termination or disruption in these relationships as a result of contractual disagreements, operational or financial failures on the part of our vendors, or other adverse events that prevent vendors from providing the equipment or services we need, with the level of quality we require, in a timely manner, and at reasonable prices, could result in significant costs to us and have a negative effect on our ability to provide our products and services. It is also possible that, under some circumstances, we could be forced to switch to different key vendors. Because of the cost and time lag that can be associated with transitioning from one vendor to another, our business could be substantially disrupted if we were required to or chose to do so, especially if the replacement became necessary on short notice. As a result, our business, results of operations and financial condition could be materially adversely affected.

Labor shortages and supply chain disruptions could prevent us from meeting customer demand and negatively affect our financial results.

We and some of our third-party suppliers, service providers and licensors have experienced a shortage of qualified labor at our and their facilities in certain geographies, particularly within the United States. A prolonged shortage of qualified labor could decrease our and our third-party vendors' ability to meet our customers' demands and efficiently operate our and their facilities. Prolonged labor shortages could also lead to decreased productivity and increased labor costs from higher overtime, the need to hire temporary help to meet demand and higher wages rates in order to attract and retain employees. Any of these developments could materially increase our costs and have a material adverse effect on our results of operations.

We have experienced supply chain disruptions related to third-party vendors who have been negatively impacted by availability of qualified labor, restrictions on employees' ability to work, facility closures, disruptions to ports and other shipping infrastructure, border closures, other travel or health-related restrictions, geopolitical issues and increased raw material costs. These and similar disruptions have and may in the future impact our supply chain for technology, construction materials, products, including our consumer premises equipment, and supplies, such as fiber optic cables, and could negatively impact our financial results and our ability to execute our growth strategy and provide products and services to our customers, should they persist.

Disruptions to our networks, infrastructure and facilities could impair our operating activities and negatively impact our reputation and financial results.

Our network, infrastructure and facilities are critical to our operating activities.

Events such as natural disasters, power outages, accidents, maintenance failures, telecommunications failures, degradation of plant assets, cyber attacks, terrorist attacks and similar events pose risks of potentially significant service disruptions or possible shutdowns. While we have developed and maintain systems designed to prevent

service disruptions and shutdowns, and we have developed system redundancy and disaster recovery plans designed to mitigate such network and system-related disruptions and to expeditiously recover from such events, these measures may be ineffective or inadequate and may not be sufficient for all eventualities.

Any of these events, if experienced by or directed at us or technologies or assets upon which we depend, could have adverse consequences on our network, infrastructure or facilities, as well as our customers and business, including degradation of service, service disruption, excessive call volume to call centers, and damage to our or our customers' equipment and data. Large expenditures may be necessary to repair or replace damaged property, networks and system infrastructure following one of the identified or similar events or to protect property, networks and infrastructure from other events in the future. Moreover, the amount and scope of insurance that we maintain against losses resulting from any such events may not be sufficient to cover our losses or otherwise adequately compensate us for any disruptions to our business that may result. A significant shutdown or service disruption could result in damage to our reputation and credibility, customer dissatisfaction and ultimately a loss of customers or revenue. Any significant loss of customers or revenue, or significant increase in costs of serving those customers, could adversely affect our growth, financial condition and results of operations. Further, any of such events could lead to claims against us and could result in regulatory penalties, particularly if we encounter difficulties in restoring service to our customers on a timely basis or if the related losses are found to be the result of our practices or failures.

The combined effects of extreme weather and climate change may compound this risk. Portions of our geographic service areas have experienced one or more severe weather and storm events over the past several years. In 2020, for example, portions of our southern footprint were impacted by multiple storms, including hurricanes Delta and Laura, that caused significant damage to our network, infrastructure and facilities in those areas. Severe weather events and other natural disasters, including, storms, floods, tornadoes, rising sea levels, solar events, electromagnetic events, or other natural disasters, could result in severe business disruptions, property damage, prolonged service disruption, significant decreases in revenues and earnings, or significant additional costs, reputational and regulatory consequences.

If we experience a significant cybersecurity incident or fail to detect and appropriately respond to a significant cybersecurity incident, our results of operations and reputation could suffer.

The nature of our business involves the receipt and storage of information about our customers and employees. We have procedures in place to detect and respond to data security incidents. However, because the techniques used to obtain unauthorized access, disable or degrade service, or sabotage systems change frequently and may be difficult to detect for long periods of time, we may be unable to anticipate these techniques or implement adequate preventive measures. In addition, hardware, software or applications we develop or procure from third parties may contain defects in design or manufacture or other problems that could unexpectedly compromise information security.

We are regularly the target of attempted cyber intrusions, including by means of hacking, phishing, denial of service attacks and dissemination of computer viruses, ransomware and other malicious software. Unauthorized parties may also attempt to gain access to our systems or facilities and to our proprietary business information. While we commit substantial resources to continuously monitor and further develop our network and infrastructure to detect, protect and address the risk of unauthorized access, misuse, computer viruses and other events, our security programs and measures do not prevent all intrusions. Cyber intrusions require a significant amount of time and money to assess and remedy, and our incident response efforts may not be effective in all cases. If our efforts to protect the security of information about our customers and employees are unsuccessful, a significant data security breach may result in costly government enforcement actions, private litigation and negative publicity resulting in reputation or brand damage with customers, and our financial condition and results of operations could suffer. For example, in November 2019, a phishing attack against employee email accounts resulted in the exposure of certain employees' email credentials and, as a result, the exposure of information in those accounts including personal information of current and former employees as well as some customers. We took measures to secure against these attacks and responded by notifying affected persons, relevant state and federal agencies and law enforcement agencies. While the November 2019 attack has been contained both from an exposure and cost perspective, similar attacks could impose costs, liability and reputational harm that could adversely affect our operations and financial results. While we maintain insurance for cyber incidents, due to policy terms, limits and exclusions, it may not apply in all cases, and may not be adequate to cover all liabilities.

A portion of our workforce is represented by labor unions under established collective bargaining agreements or negotiating for a first contract. The terms of existing or new collective bargaining agreements can increase our expenses. Labor disruptions could adversely affect our business, financial condition and results of operations.

As of December 31, 2023, approximately 450 of our employees were represented by either the Communications Workers of America ("CWA") or the International Brotherhood of Electrical Workers ("IBEW"). We have existing collective bargaining agreements with the CWA and IBEW that cover these employees in New York, New Jersey and West Virginia and expire at various times between April 2024 through December 2026.

The collective bargaining agreements with the CWA and IBEW covering these groups of employees or any other agreements with unions may increase our expenses or affect our ability to implement operational changes. Increased unionization of our workforce and any labor disputes we experience could create disruption or have an adverse effect on our business, financial condition and results of operations.

A significant amount of our book value consists of intangible assets that may not generate cash in the event of a voluntary or involuntary sale.

At December 31, 2023, we reported approximately \$31.9 billion of consolidated total assets, of which approximately \$22.5 billion were intangible. Intangible assets primarily included franchises from city and county governments to operate cable systems, goodwill, customer relationships and trade names. While we believe the carrying values of our intangible assets are recoverable, we may not receive any cash in the event of a voluntary or involuntary sale of these intangible assets, particularly if we were not continuing as an operating business. We urge our stockholders to read carefully the notes to our consolidated financial statements contained herein, which provide more detailed information about these intangible assets.

We may engage in acquisitions, dispositions and other strategic transactions and the integration of such acquisitions, the sales of assets and other strategic transactions could materially adversely affect our business, financial condition and results of operations.

Our business has grown significantly as a result of acquisitions, which entail numerous risks including:

- distraction of our management team in identifying potential acquisition targets, conducting due diligence and negotiating acquisition agreements;
- difficulties in integrating the operations, personnel, products, technologies and systems of acquired businesses;
- difficulties in enhancing our customer support resources to adequately service our existing customers and the customers of acquired businesses;
- the potential loss of key employees or customers of the acquired businesses;
- unanticipated liabilities or contingencies of acquired businesses;
- unbudgeted costs which we may incur in connection with pursuing potential acquisitions which are not consummated;
- failure to achieve projected cost savings or cash flow from acquired businesses, which are based on projections that are inherently uncertain;
- fluctuations in our operating results caused by incurring considerable expenses to acquire and integrate businesses before receiving the anticipated revenues expected to result from the acquisitions; and
- difficulties in obtaining regulatory approvals required to consummate acquisitions, or costs associated with obtaining such approvals in the form of additional expenses or ongoing conditions on the operation of the business.

We also participate in competitive bidding processes, some of which may involve significant cable systems. We also may sell all or portions of the businesses we own, including cable systems or business units. If we engage in acquisitions, dispositions or other strategic transactions in the future, we may incur additional debt, contingent liabilities and amortization expenses, which could materially adversely affect our business, financial condition and results of operations. We could also issue substantial additional equity which could dilute existing stockholders.

If our acquisitions do not result in the anticipated operating efficiencies, are not effectively integrated, or result in costs which exceed our expectations, or if our dispositions fail to generate adequate consideration, result in contingent liabilities, adversely affect our ability to generate revenue or are disruptive to our other businesses, our business, financial condition and results of operations could be materially adversely affected.

Significant unanticipated increases in the use of bandwidth-intensive Internet-based services could increase our costs.

The rising popularity of bandwidth-intensive Internet-based services poses risks for our broadband and wireless services. Examples of such services include peer-to-peer file sharing services, gaming services and the delivery of video via streaming technology and by download. If heavy usage of bandwidth-intensive broadband and wireless services grows beyond our current expectations or capacity, we may need to incur more expenses than currently anticipated to expand the bandwidth capacity of our systems or our customers could have a suboptimal experience when using our broadband or wireless services, which could adversely affect our business, reputation, financial condition and results of operations. In order to provide quality services at attractive prices, we need the continued flexibility to develop and refine business models that respond to changing consumer uses and demands and to manage bandwidth usage efficiently. Our ability to undertake such actions could be restricted by regulatory and legislative efforts to impose so-called "net neutrality" requirements on broadband communication providers like us that provide broadband services. For more information, see "Regulation—Broadband."

Our business depends on intellectual property rights and on not infringing on the intellectual property rights of others.

We rely on our patents, copyrights, trademarks and trade secrets, as well as licenses and other agreements with our vendors and other parties, to use our technologies, conduct our operations and sell our products and services. It is possible that our intellectual property rights are challenged or invalidated by third-party proceedings and may ultimately not be strong enough to provide meaningful commercial competitive advantage. Third parties have in the past, and may in the future, assert claims or initiate litigation related to exclusive patent, copyright, trademark and other intellectual property rights to technologies and related standards that are relevant to us. These assertions have increased over time as a result of our growth and the general increase in the pace of patent claims assertions, particularly in the United States. Because of the existence of a large number of patents in the networking field, the secrecy of some pending patents and the rapid rate of issuance of new patents, we believe it is not always possible to determine with precision in advance whether a particular service, product or any of their components infringes or will infringe on the patent rights of others. Asserted claims and/or initiated litigation can include claims against us or our manufacturers, suppliers or customers, alleging infringement of their proprietary rights with respect to our existing or future products and/or services or components of those products and/or services.

Regardless of the merit of these claims, they can be time-consuming, result in costly litigation and diversion of technical and management personnel, or require us to modify our business, develop a non-infringing technology, cause us to be enjoined from use of certain intellectual property, use alternate technology or enter into license and royalty agreements. There can be no assurance that licenses will be available on acceptable terms and conditions, if at all, or that our indemnification by our suppliers will be adequate to cover our costs if a claim were brought directly against us or our customers. Furthermore, because of the potential for high court awards that are not necessarily predictable and the high cost of litigation, it is not unusual to find even arguably unmeritorious claims settled for significant amounts. If any infringement or other intellectual property claim made against us by any third-party is successful, if we are required to indemnify a customer with respect to a claim against the customer, or if we fail to modify our business, develop non-infringing technology, use alternate technology or license the proprietary rights on commercially reasonable terms and conditions, our business, financial condition and results of operations could be materially adversely affected.

We may be liable for the material that content providers distribute over our networks.

The law in most cases limits the liability of private network operators for information carried on, stored on or disseminated through their networks. However, these limitations on liability are subject to certain exceptions and the contours of those exceptions are not fully settled. Among other things, the limitation of copyright liability for network operators with respect to materials transmitted over their networks is conditioned upon the network operators' terminating the accounts of repeat infringers in certain circumstances, and the law is unsettled as to the circumstances in which such termination is required to maintain the operator's limitation of liability. As such, we could be exposed to legal claims relating to content disseminated on our networks and/or asserting that we are not eligible for statutory limitations on liability for network operators with respect to such content. Claims could involve matters such as defamation, invasion of privacy or copyright infringement. For example, two complaints have been filed in the U.S. District Court for the Eastern District of Texas alleging that certain of our Internet subscribers infringed the plaintiffs' copyrighted works. There can be no assurance as to the outcome of such litigations. We may incur significant costs in defending these actions, and if we need to take measures to reduce our exposure to these risks or are required to pay damages in relation to, such claims or choose to settle such claims, our business, reputation, financial condition

and results of operations could be materially adversely affected. See "Note 17. Commitments and Contingencies – Legal Matters."

If we are unable to retain key employees, our ability to manage our business could be adversely affected.

Our operational results have depended, and our future results will depend upon the retention and continued performance of our management team. The competitive environment for management talent in the broadband communications industry could adversely impact our ability to retain and hire new key employees for management positions. The loss of the services of key members of management and the inability or delay in hiring new key employees could adversely affect our ability to manage our business and our future operational and financial results.

Impairment of the Altice brand or Mr. Drahi's reputation could adversely affect current and future customers' perception of Altice USA.

Our ability to attract and retain customers depends, in part, upon the external perceptions of Altice USA, which in turn may be affected by the Altice brand and Mr. Drahi's reputation and the quality of Altice products outside the U.S. and corporate and management integrity. The broadband communications and video services industry is by its nature more prone to reputational risks than other industries. This has been compounded in recent years by the free flow of unverified information on the Internet and on social media. Impairment of, including any loss of goodwill or reputational advantages, the Altice brand or Mr. Drahi's reputation in markets in which we do not operate could adversely affect current and future customers', regulators', investors' and others' perception of Altice USA.

Macroeconomic developments may adversely affect our business.

Our performance is subject to global economic conditions and the related impact on consumer spending levels. Continued uncertainty about global economic conditions poses a risk as consumers and businesses may postpone spending in response to tighter credit, unemployment, negative financial news, and/or declines in income or asset values, which could have a material negative effect on demand for our products and services. As our business depends on consumer discretionary spending, our results of operations are sensitive to changes in macroeconomic conditions. Our customers may have less money for discretionary purchases as a result of inflation, job losses, foreclosures, bankruptcies, increased fuel and energy costs, higher interest rates, higher taxes, reduced access to credit, and lower home values. These and other economic factors could adversely affect demand for our products, which in turn could adversely affect our financial condition and results of operations.

Online piracy of entertainment and media content could result in reduced revenues and increased expenditures which could materially harm our business, financial condition and results of operations.

Online entertainment and media content piracy is extensive in many parts of the world and is made easier by technological advances. This trend facilitates the creation, transmission and sharing of high quality unauthorized copies of entertainment and media content. The proliferation of unauthorized copies of this content will likely continue, and if it does, could have an adverse effect on our business, financial condition and results of operations because these products could reduce the demand for and revenue we receive from our products. Additionally, in order to contain this problem, we may have to implement elaborate and costly security and antipiracy measures, which could result in significant expenses and losses of revenue. There can be no assurance that even the highest levels of security and anti-piracy measures will prevent piracy.

Our mobile wireless service is subject to startup risk, competition, and risks associated with the price and availability of wholesale access to RAN.

In 2019, we launched a mobile wireless voice and data service. We are offering this service using wholesale RAN agreements we have entered into with Sprint (now T-Mobile) and other RAN providers, as well as with our existing WiFi hotspot infrastructure in subscriber homes and at outdoor WiFi hotspots. We believe that our approach to the mobile wireless service offering, including the construction and operation of our own "mobile core" and the ability to bundle and promote the product to our existing customer base, gives us advantages over resellers and incumbent network-based operators alike. We nevertheless face competition from well-established incumbents like AT&T, T-Mobile and Verizon. These incumbents have scale advantages over Altice USA and own their spectrum and RAN, affording them significant control over the quality and reach of their own wireless networks, the service quality, speed of improvement and investment, cost, and the handling of subscriber congestion, which our service cannot replicate because it relies in part on incumbent networks that we do not fully control.

Our mobile wireless strategy depends on the availability of wholesale RAN access from one or more network-based providers with whom we are likely to compete. Our mobile service is vulnerable to constraints on the availability of

wholesale access or increases in price from the incumbents. We are also dependent on our ability to extend our agreement with Sprint (now T-Mobile) or another wholesale RAN access provider after the initial term of our agreement with Sprint (now T-Mobile) expires.

Consolidation among wholesale RAN access providers could impair our ability to sustain our mobile service. In 2018, Sprint and T-Mobile announced an intent to merge. The merger was approved by the U.S. Justice Department in July 2019, the FCC in November 2019 (which conditioned its approval on fulfillment of certain commitments, including certain conditions intended to benefit us) and a federal court in the Southern District of New York in February 2020. While the reduction of competition among mobile wireless network-based providers likely will negatively impact the price and availability of wholesale RAN access to us generally, certain of the conditions imposed upon the merger parties by the U.S. Justice Department and the FCC have the potential to ameliorate those effects and to enhance the coverage, quality and cost structure for our mobile services while those conditions are in effect. We rely on the merger parties and the U.S. Justice Department's and FCC's oversight of those conditions for enforcement. If we fail to obtain timely or fully the benefit of the conditions, or if enforcement is inadequate, the price, reach, quality and competitiveness of our mobile offering likely will be adversely affected.

Risk Factors Relating to Regulatory and Legislative Matters

Our business is subject to extensive governmental legislation and regulation, which could adversely affect our business, increase our operational and administrative expenses and limit our revenues.

Regulation of the cable, telephone, mobile, and broadband industries imposes operational and administrative expenses and limits their revenues. We operate in all of these industries and are therefore subject to, among other things:

- rules governing the provisioning and marketing of cable equipment and compatibility with new digital technologies;
- rules governing the manner in which we advertise, market or price our products and services in the marketplace, and how we position those products and services against competing products and services;
- rules and regulations relating to data protection and customer and employee privacy;
- rules establishing limited rate regulation of video service;
- rules governing the copyright royalties that must be paid for retransmitting broadcast signals;
- rules governing when a cable system must carry a particular broadcast station and when it must first obtain retransmission consent to carry a broadcast station;
- rules governing the provision of channel capacity to unaffiliated commercial leased access programmers;
- rules limiting the ability to enter into exclusive agreements with MDUs and control inside wiring;
- rules for cable franchise renewals and transfers;
- other requirements covering a variety of operational areas such as equal employment opportunity, emergency alert systems, disability access, technical standards and customer service and consumer protection requirements;
- rules, regulations and regulatory policies relating to the provision of broadband service, including "net neutrality" requirements;
- rules, regulations and regulatory policies relating to the provision of telephony services; and
- rules, regulations and regulatory policies relating to licensed mobile network operators, wholesale access to mobile networks by resellers or MVNOs, and regulation of the prices, terms, or service provided by mobile operators.

Many aspects of these regulations are currently the subject of judicial proceedings and administrative or legislative proposals. There are also efforts to amend or expand the federal, state and local regulation of some of our cable systems, which may compound the regulatory risks we already face, and proposals that might make it easier for our employees to unionize. The Permanent Internet Tax Freedom Act prohibits many taxes on Internet access service and the Federal Communications Commission has issued orders affirming that states and localities may not exercise their franchising authority to regulate our non-cable services, but certain states and localities are considering new taxes and fees on our provision of cable, broadband, and telecommunications taxes that could increase operating expenses. Certain states are also considering adopting energy efficiency regulations governing the operation of equipment that

we use, which could constrain innovation. Congress periodically considers whether to rewrite the entire Communications Act, or to adopt more focused changes to that Act, to account for changes in the communications marketplace. Congress has in the past considered, and continues to consider, additional regulations on cable providers and ISPs to address specific consumer or customer issues. In response to recent data breaches and increasing concerns regarding the protection of consumers' personal information, Congress, states, and regulatory agencies are considering the adoption of new privacy and data security laws and regulations that could result in additional privacy, as well as network and information security, requirements for our business. These new laws, as well as existing legal and regulatory obligations, could require significant expenditures.

Additionally, there have been statements by federal government officials indicating that some laws and regulations applicable to our industry may be repealed or modified in a way that could be favorable to us and our competitors. There can be no assurance that any such repeal or modification will be beneficial to us or will not be more beneficial to our current and future competitors.

Our cable system franchises are subject to non-renewal or termination. The failure to renew a franchise in one or more key markets could adversely affect our business.

Our cable systems generally operate pursuant to franchises, permits and similar authorizations issued by a state or local governmental authority controlling the public rights-of-way. Some franchises establish comprehensive facilities and service requirements, as well as specific customer service standards and monetary penalties for non-compliance. In many cases, franchises are terminable if the franchisee fails to comply with significant provisions set forth in the franchise agreement governing system operations. Franchises are generally granted for fixed terms and must be periodically renewed. Franchising authorities may resist granting a renewal if either past performance or the prospective operating proposal is considered inadequate. Franchise authorities often demand concessions or other commitments as a condition to renewal. In some instances, local franchises have not been renewed at expiration, and we have operated and are operating under either temporary operating agreements or without a franchise while negotiating renewal terms with the local franchising authorities.

As of December 31, 2023, two of our largest franchises, namely the Town of Brookhaven, New York, comprising an aggregate of approximately 98,000 video customers, and the New York City franchise, comprising approximately 320,000 video customers were expired. We are currently lawfully operating in these franchise areas under temporary authority recognized by the State of New York. Lightpath holds a franchise from New York City that expired on December 20, 2008 and the renewal process is pending. We believe New York City is treating the expiration date of this franchise as extended until a formal determination on renewal is made, but there can be no assurance that we will be successful in renewing this franchise on anticipated terms or at all. We expect to renew or continue to operate under all or substantially all of our franchises.

The traditional cable franchising regime has undergone significant change as a result of various federal and state actions. Some state franchising laws do not allow incumbent operators like us to immediately opt into favorable statewide franchising as quickly as new entrants, and often require us to retain certain franchise obligations that are more burdensome than those applied to new entrants.

There can be no assurance that we will be able to comply with all significant provisions of our franchise agreements and certain of our franchisors have from time to time alleged that we have not complied with these agreements. Additionally, although historically we have renewed our franchises without incurring significant costs, there can be no assurance that we will be able to renew, or to renew on terms as favorable, our franchises in the future. A termination of or a sustained failure to renew a franchise in one or more key markets could adversely affect our business in the affected geographic area.

Our cable system franchises are non-exclusive. Accordingly, local and state franchising authorities can grant additional franchises and create competition in market areas where none existed previously, resulting in overbuilds, which could adversely affect our results of operations.

Cable systems are operated under non-exclusive franchises historically granted by local authorities. More than one cable system may legally be built in the same area, which is referred to as an overbuild. It is possible that a franchising authority might grant a second franchise to another cable operator and that such franchise might contain terms and conditions more favorable than those afforded to us. Although entry into the cable industry involves significant cost barriers and risks, well-financed businesses from outside the cable industry, such as online service providers, or public utilities that already possess fiber optic and other transmission lines in the areas they serve, may over time become competitors. In addition, there are a few cities that have constructed their own cable systems, in a

manner similar to city-provided utility services, and private cable companies not affiliated with established local exchange carriers have also demonstrated an interest in constructing overbuilds. We believe that for any potential competitor to be successful, such competitor's overbuild would need to be able to serve the homes and businesses in the overbuilt area with equal or better service quality, on a more cost-effective basis than we can.

In some cases, local government entities and municipal utilities may legally compete with us without securing a local franchise or on more favorable franchise terms. In recent years, federal legislative and regulatory proposals have sought to facilitate the ability of municipalities to construct and deploy broadband facilities that could compete with our cable systems, and in the past three years, state and local governments have received substantial federal broadband subsidies that can be used to construct and operate such networks. In addition, certain telephone companies and competitive broadband providers have obtained or are seeking authority to operate in communities through a local franchise or other form of right-of-way authority. As a result, competing operators may build systems in areas in which we hold franchises. The FCC has adopted rules that streamline entry for new competitors (including those affiliated with telephone companies) and reduce franchising burdens for these new entrants. The FCC subsequently extended more modest relief to incumbent cable operators like us, affirming that the Communications Act bars states and localities from exercising their cable franchising authority to regulate cable operators' non-cable services, and subjecting certain fees for access to the right-of-way and certain in-kind payments obligations to the statutory cap on franchise fees. The FCC's order was challenged by several municipalities and substantially upheld by the U.S. Sixth Circuit Court of Appeals on appeal, although the court curtailed the relief related to in-kind contributions.

Local franchising authorities have the ability to impose additional regulatory constraints on our business, which could reduce our revenues or increase our expenses.

In addition to the franchise agreement, local franchising authorities in some jurisdictions have adopted cable regulatory ordinances that further regulate the operation of cable systems. This additional regulation increases the cost of operating our business. For example, some local franchising authorities impose minimum customer service standards on our operations. There are no assurances that the local franchising authorities will not impose new and more restrictive requirements.

Further regulation of the cable industry could restrict our marketing options or impair our ability to raise rates to cover our increasing costs.

The cable industry has operated under a federal rate regulation regime for more than three decades. Currently, rate regulation by franchising authorities is strictly limited to the basic service tier and associated equipment and installation activities. A franchising authority that wishes to regulate basic cable service offered by a particular cable system must certify and demonstrate that the cable system is not subject to "effective competition" as defined by federal law. Our franchise authorities have not certified to exercise this limited rate regulation authority. If any of our local franchising authorities obtain certification to regulate rates, they would have the power to reduce rates and order refunds on the rates charged for basic service and equipment, which could reduce our revenues. The FCC and Congress also continue to be concerned that cable rate increases are exceeding inflation. It is possible that either the FCC or Congress will adopt more extensive rate regulation for our video services or regulate our other services, such as broadband and telephony services, which could impede our ability to raise rates, or require rate reductions. Recent FCC price regulation initiatives are described in *Regulation—Cable Television—Pricing and Packaging*. To the extent we are unable to raise our rates in response to increasing costs, or are required to reduce our rates, our business, financial condition, results of operations and liquidity will be materially adversely affected. There has been legislative and regulatory interest in requiring cable operators to offer historically bundled programming services on an à la carte basis. It is possible that new marketing restrictions could be adopted in the future. These restrictions could affect how we provide, and limit, customer equipment used in connection with our services and how we provide access to video programming beyond conventional cable delivery. A number of state and local regulatory authorities have imposed or seek to impose price- or price-related regulation that we believe is inconsistent with FCC direction, and these efforts, if successful, will diminish the benefits of deregulation and hamper our ability to compete with our largely unregulated competitors. We brought a challenge in federal and state court against one such attempt to regulate our pricing by the New Jersey Board of Public Utilities, but that regulation was upheld by the New Jersey Supreme Court.

In addition, in the past, there has been interest at the FCC and in Congress in proposals that would allow customers to receive cable service without having to rent a set-top box from their cable operator. These proposals could, if adopted, adversely affect our relationship with our customers and programmers and our operations. It is also possible that regulations will be adopted affecting the negotiations between MVPDs (like us) and programmers. While these

regulations might provide us with additional rights and protections in our programming negotiations, they might also limit our flexibility in ways that adversely affect our operations.

We may be materially adversely affected by regulatory changes related to pole attachments and the regulatory environment related to pole attachments could impede our ability to expand into new markets.

Pole attachments are cable wires that are attached to utility poles. Cable system pole attachments to utility poles operated by investor-owned utilities historically have been regulated at the federal or state level, generally resulting in favorable pole attachment rates and rights for attachments used to provide cable service. Adverse changes in the current pole attachment approach could result in a substantial increase in our pole attachment costs. Moreover, expansion of our business into new areas, including areas where poles are operated by electric cooperatives or municipalities not subject to FCC or state regulation, may be frustrated by delays, capacity constraints, "makeready" demands or the general inability to secure appropriate pole or conduit rights, as well as higher pole and conduit access costs.

Changes in channel carriage regulations could impose significant additional costs on us.

Cable operators also face significant regulation affecting the carriage of broadcast and other programming channels. We can be required to devote substantial capacity to the carriage of programming that we might not otherwise carry voluntarily, including certain local broadcast signals; local public, educational and governmental access programming; and unaffiliated, commercial leased access programming (channel capacity designated for use by programmers unaffiliated with the cable operator). Regulatory changes in this area could disrupt existing programming commitments, interfere with our preferred use of limited channel capacity and limit our ability to offer services that would maximize our revenue potential. It is possible that other legal restraints will be adopted limiting our discretion over programming decisions.

Increasing regulation of our Internet-based products and services could adversely affect our ability to provide new products and services.

On February 26, 2015, the FCC adopted a new "net neutrality" or Open Internet order (the "2015 Order") that: (1) reclassified broadband Internet access service from an information service to a Title II common carrier service, (2) applied certain existing Title II provisions and associated regulations; (3) forbore from applying a range of other existing Title II provisions and associated regulations, but to varying degrees indicated that this forbearance may be only temporary and (4) issued new rules expanding disclosure requirements and prohibiting blocking, throttling, paid prioritization and unreasonable interference with the ability of end users and edge providers to reach each other. The 2015 Order also subjected broadband providers' Internet traffic exchange rates and practices to potential FCC oversight and created a mechanism for third parties to file complaints regarding these matters. The 2015 Order could have had a material adverse impact on our business by limiting our ability to efficiently manage our cable systems and respond to operational and competitive challenges. In December 2017, the FCC adopted an order (the "2017 Order") that in large part reverses the 2015 Order and reestablishes the "information service" classification for broadband services. The 2017 Order was affirmed in part on appeal in October 2019 insofar as it classified broadband Internet access services as information services subject to lesser federal regulation. However, the 2017 Order was also vacated in part on appeal insofar as it preempted states from subjecting broadband Internet access services to any requirements more stringent than the federal requirements. As a result, the precise extent to which state rules may impose such requirements on broadband Internet access service providers, as well as other regulations that differ from federal requirements, is not fully settled. Additionally, Congress and some states are considering legislation that may codify "net neutrality" rules, which could include prohibitions on blocking, throttling and prioritizing Internet traffic. A number of states, including California, have adopted legislation and/or executive orders that apply "net neutrality" rules to ISPs. The California legislation took effect in March 2021. Additionally, in 2023 the FCC proposed reclassifying broadband service as a common carrier telecommunications service and reinstating net neutrality rules substantially similar to those in the 2015 Order. It is possible that the FCC will give states leeway to adopt their own net neutrality rules or other requirements applicable to terms or pricing of broadband service. The FCC is expected to act on this proposal by mid-2024. While neither the FCC nor states currently regulate the price for broadband services generally, the state of New York enacted legislation that would regulate the price and terms for the broadband service offered to low-income households. This law was enjoined by a New York federal court, and the ruling is currently on appeal. Numerous states are also seeking to impose price caps on broadband service provided to low-income households as a condition of awarding subsidies for the construction of broadband networks to unserved and underserved areas.

Offering telephone services may subject us to additional regulatory burdens, causing us to incur additional costs.

We offer telephone services over our broadband network and continue to develop and deploy interconnected VoIP services. The FCC has ruled that competitive telephone companies that support VoIP services, such as those that we offer to our customers, are entitled to interconnect with incumbent providers of traditional telecommunications services, which ensures that our VoIP services can operate in the market. It remains unclear precisely to what extent federal and state regulators will subject VoIP services to traditional telephone service regulation. Expanding our offering of these services may require us to obtain certain authorizations, including federal and state licenses. We may not be able to obtain such authorizations in a timely manner, or conditions could be imposed upon such licenses or authorizations that may not be favorable to us. The FCC has already extended certain traditional telecommunications requirements, such as E911 capabilities, USF contribution, CALEA, measures to protect Customer Proprietary Network Information, customer privacy, disability access, number porting, battery back-up, network outage reporting, rural call completion reporting and other regulatory requirements to many VoIP providers such as us. If additional telecommunications regulations are applied to our VoIP service, it could cause us to incur additional costs and may otherwise materially adversely impact our operations. In 2011, the FCC released an order significantly changing the rules governing intercarrier compensation for the origination and termination of telephone traffic between interconnected carriers. In 2020, the FCC adopted further reforms to intercarrier compensation for the origination of certain calls. These rules have resulted in a substantial decrease in interstate compensation payments over a multi-year period, and additional reforms could further reduce interstate compensation payments.

Our mobile service exposes us to regulatory risk.

In September 2019, we launched our mobile service using our own core infrastructure and our iMVNO agreements with Sprint (now T-Mobile) and other roaming partners, including AT&T. Our iMVNO service is subject to many of the same FCC regulations as traditional mobile service as well as some state and local regulations. The FCC or other regulatory authorities may adopt new or different regulations for iMVNOs or mobile carriers, or impose new fees, which could adversely affect our service or the business opportunity generally.

We may be materially adversely affected by regulatory, legal and economic changes relating to our physical plant.

Our systems depend on physical facilities, including transmission equipment and miles of fiber and coaxial cable. Significant portions of those physical facilities occupy public rights-of-way and are subject to local ordinances and governmental regulations. Other portions occupy private property under express or implied easements, and many miles of the cable are attached to utility poles governed by pole attachment agreements. No assurances can be given that we will be able to maintain and use our facilities in their current locations and at their current costs. Changes in governmental regulations or changes in these relationships could have a material adverse effect on our business and our results of operations.

We may be adversely affected if other parties are able to get government subsidies to overbuild our plant, or if subsidies we receive to construct facilities or support low-income subscribers run out.

As part of various government initiatives including the American Rescue Plan Act and the Infrastructure Investment and Jobs Act, federal and state governments have made available subsidies to entities deploying broadband to areas deemed to be "unserved" or "underserved," and have in some cases funded overbuilds. We and many other entities, including broadband services competitors and new entrants into such services, have applied for and/or received these funds. We have generally opposed such subsidies when directed to areas that we serve and have deployed broadband capable networks. Despite those efforts, we could be placed at a competitive disadvantage if recipients use these funds to subsidize services that compete with our broadband services.

In January 2024, the FCC announced that funding for the ACP is expected to last through April 2024, running out completely in May, absent action by Congress to provide additional funding. Since December 31, 2021, the ACP has provided broadband providers with a monthly reimbursement of up to \$30 (up to \$75 in Tribal areas) to offset the costs of providing a subscriber bill credit for broadband service to qualified ACP-enrolled low-income households. We currently receive reimbursement from the ACP. We cannot predict how the wind-down and conclusion of the ACP will affect our broadband business, including our continued provision of a low-cost service option for low-income households.

Risk Factors Relating to Ownership of Our Class A Common Stock and Class B Common Stock

An active, liquid trading market for our Class B common stock has not developed and we cannot assure you that an active, liquid trading market will develop in the future. Holders of shares of our Class B common stock may need to convert them into shares of our Class A common stock to realize their full potential value, which over time could further concentrate voting power with remaining holders of our Class B common stock.

Our Class B common stock is not listed on the NYSE or any other stock exchange and we do not currently intend to list our Class B common stock on the NYSE or any other stock exchange. There is currently no active, liquid trading market for the Class B common stock and we cannot assure you that an active trading market will develop or be sustained at any time in the future. If an active market is not developed or sustained, the price and liquidity of the Class B common stock may be adversely affected. Because the Class B common stock is unlisted, holders of shares of Class B common stock may need to convert them into shares of our Class A common stock, which is listed on the NYSE, in order to realize their full potential value. Sellers of a significant number of shares of Class B common stock may be more likely to convert them into shares of Class A common stock and sell them on the NYSE. This could over time reduce the number of shares of Class B common stock outstanding and potentially further concentrate voting power with remaining holders of Class B common stock.

Our stockholders' percentage ownership in us may be diluted by future issuances of capital stock, which could reduce their influence over matters on which stockholders vote.

Pursuant to our amended and restated certificate of incorporation, our Board of Directors has the authority, without action or vote of our stockholders, to issue all or any part of our authorized but unissued shares of Class A common stock, including shares issuable upon the exercise of options, Class B common stock, Class C common stock or shares of our authorized but unissued preferred stock. We may issue such capital stock to meet a number of our business needs, including funding any potential acquisitions or other strategic transactions. Future issuances of Class A common stock, Class B common stock or voting preferred stock could reduce our stockholders' influence over matters on which our stockholders vote and, in the case of issuances of preferred stock, would likely result in their interest in us being subject to the prior rights of holders of that preferred stock.

Because we have no current plans to pay cash dividends on our Class A common stock or Class B common stock for the foreseeable future, our stockholders may not receive any return on investment unless they sell their Class A common stock or Class B common stock.

We intend to retain future earnings, if any, for future operations, expansion and debt repayment and have no current plans to pay any cash dividends for the foreseeable future. The declaration, amount and payment of any future dividends on shares of Class A common stock and shares of Class B common stock will be at the sole discretion of our Board of Directors. Our Board of Directors may take into account general and economic conditions, our financial condition and results of operations, our available cash and current and anticipated cash needs, capital requirements, contractual, legal, tax and regulatory restrictions and implications on the payment of dividends by us to our stockholders or by our subsidiaries to us and such other factors as our Board of Directors may deem relevant. In addition, our ability to pay dividends is limited by covenants contained in the agreements governing our existing indebtedness and may be limited by covenants contained in any future indebtedness we or our subsidiaries incur. As a result, our stockholders may not receive any return on an investment in our Class A common stock or Class B common stock unless our stockholders sell our Class A common stock or Class B common stock.

Future sales, or the perception of future sales, by us or our existing stockholders in the public market could cause the market price of our Class A common stock to decline.

The sale of substantial amounts of shares of our Class A common stock (including shares of Class A common stock issuable upon conversion of shares of our Class B common stock), or the perception that such sales could occur, could cause the prevailing market price of shares of our Class A common stock to decline. These sales, or the possibility that these sales may occur, also might make it more difficult for us to sell equity securities in the future at a time and at a price that we deem appropriate.

As of December 31, 2023, we had a total of 271.8 million shares of Class A common stock outstanding and 184.2 million shares of Class B common stock outstanding.

Any shares held by our affiliates, as that term is defined under Rule 144 ("Rule 144") of the Securities Act of 1933, as amended (the "Securities Act"), including Next Alt and its affiliates, may be sold only in compliance with certain limitations.

Pursuant to a stockholders and registration rights agreement between us, Next Alt, Altice Europe and certain former shareholders, the Altice parties thereto have the right, subject to certain conditions, to require us to register the sale of their shares of our Class A common stock, or shares of Class A common stock issuable upon conversion of shares of our Class B common stock, under the Securities Act. Registration of any of these outstanding shares of capital stock would result in such shares becoming freely tradable without compliance with Rule 144 upon effectiveness of the registration statement, except for shares received by individuals who are our affiliates.

If these stockholders exercise their registration rights and sell shares of common stock, or if the market perceives that they intend to sell such shares, the market price of our Class A common stock could drop significantly. These factors could also make it more difficult for us to raise additional funds through future offerings of our Class A common stock or Class B common stock or other securities. In the future, we may also issue our securities in connection with investments or acquisitions. The number of shares of our Class A common stock, Class B common stock or Class C common stock issued in connection with an investment or acquisition could constitute a material portion of then-outstanding shares of our Class A common stock and Class B common stock. Any issuance of additional securities in connection with investments or acquisitions may result in additional dilution to our stockholders.

In addition, if Next Alt's lenders foreclose on the shares of Class A and Class B common stock it has pledged in connection with certain transactions, such lenders may have the right to acquire and sell such shares, which could cause the market price of our Class A common stock to drop significantly.

The tri-class structure of Altice USA common stock has the effect of concentrating voting control with Next Alt. This will limit or preclude our stockholders' ability to influence corporate matters, including the election of directors, amendments of our organizational documents and any merger, consolidation, sale of all or substantially all of our assets or other major corporate transaction requiring stockholder approval. Shares of Class B common stock will not automatically convert to shares of Class A common stock upon transfer to a third-party.

Each share of Class B common stock is entitled to twenty-five votes per share and each share of Class A common stock is entitled to one vote per share. If we issue any shares of Class C common stock, they will be non-voting.

Because of the twenty-five-to-one voting ratio between our Class B common stock and Class A common stock, a majority of the combined voting power of our capital stock is controlled by Next Alt. This allows Next Alt to control all matters submitted to our stockholders for approval until such date as Next Alt ceases to own, or to have the right to vote, shares of our capital stock representing a majority of the outstanding votes. This concentrated control will limit or preclude our stockholders' ability to influence corporate matters for the foreseeable future, including the election of directors, amendments of our organizational documents and any merger, consolidation, sale of all or substantially all of our assets or other major corporate transaction requiring stockholder approval. The disparate voting rights of Altice USA common stock may also prevent or discourage unsolicited acquisition proposals or offers for our capital stock that our stockholders may feel are in their best interest as one of our stockholders.

Shares of our Class B common stock are convertible into shares of our Class A common stock at the option of the holder at any time. Our amended and restated certificate of incorporation does not provide for the automatic conversion of shares of Class B common stock upon transfer under any circumstances. The holders of Class B common stock thus will be free to transfer them without converting them into shares of Class A common stock.

Next Alt controls us and its interests may conflict with ours or our stockholders in the future.

As of February 9, 2024, Next Alt and other entities controlled by Patrick Drahi own or have the right to vote approximately 49% of our issued and outstanding Class A and Class B common stock, which represents approximately 95% of the voting power of our outstanding capital stock. So long as Next Alt continues to control a majority of the voting power of our capital stock, Next Alt and, through his control of Next Alt, Mr. Drahi, will be able to significantly influence the composition of our Board of Directors and thereby influence our policies and operations, including the appointment of management, future issuances of Altice USA common stock or other securities, the payment of dividends, if any, on Altice USA common stock, the incurrence or modification of debt by us, amendments to our amended and restated certificate of incorporation and amended and restated bylaws and the entering into extraordinary transactions, and their interests may not in all cases be aligned with our stockholders' interests. In addition, Next Alt may have an interest in pursuing acquisitions, divestitures and other transactions that, in its judgment, could enhance its investment or improve its financial condition, even though such transactions might involve risks to our stockholders. For example, Next Alt could cause us to make acquisitions that increase our indebtedness or cause us to sell revenue-generating assets.

In addition, Next Alt is able to determine the outcome of all matters requiring stockholder approval and is able to cause or prevent a change of control of the Company or a change in the composition of our Board of Directors and could preclude any unsolicited acquisition of the Company. The concentration of ownership could deprive our stockholders of an opportunity to receive a premium for their shares of our Class A common stock or Class B common stock as part of a sale of the Company and ultimately might affect the market price of our Class A common stock.

If conflicts arise between us and Next Alt, these conflicts could be resolved in a manner that is unfavorable to us and as a result, our business, financial condition and results of operations could be materially adversely affected. In addition, if Next Alt ceases to control us, our business, financial condition and results of operations could be adversely affected.

Anti-takeover provisions in our organizational documents could delay or prevent a change of control transaction.

Certain provisions of our amended and restated certificate of incorporation and amended and restated bylaws may have an anti-takeover effect and may delay, defer or prevent a merger, acquisition, tender offer, takeover attempt or other change of control transaction that a stockholder might consider in its best interest, including those attempts that might result in a premium over the market price for the shares held by our stockholders.

These provisions provide for, among other things:

- a tri-class common stock structure, as a result of which Next Alt generally will be able to control the outcome of all matters requiring stockholder approval, including the election of directors and significant corporate transactions, such as a merger or other sale of our company or its assets;
- the ability of our Board of Directors to, without further action by our stockholders, fix the rights, preferences, privileges and restrictions of up to an aggregate of 100,000,000 shares of preferred stock in one or more series and authorize their issuance; and
- the ability of stockholders holding a majority of the voting power of our capital stock to call a special meeting of stockholders.

These anti-takeover provisions could make it more difficult for a third-party to acquire us, even if the third-party's offer may be considered beneficial by many of our stockholders. As a result, our stockholders may be limited in their ability to obtain a premium for their shares of our Class A common stock. In addition, so long as Next Alt controls a majority of our combined voting power it will be able to prevent a change of control of the Company.

Holders of a single class of Altice USA common stock may not have any remedies if an action by our directors has an adverse effect on only that class of Altice USA common stock.

Under Delaware law, the board of directors has a duty to act with due care and in the best interests of all of our stockholders, including the holders of all classes of Altice USA common stock. Principles of Delaware law established in cases involving differing treatment of multiple classes of stock provide that a board of directors owes an equal duty to all common stockholders regardless of class and does not have separate or additional duties to any group of stockholders. As a result, in some circumstances, our Board of Directors may be required to make a decision that could be viewed as adverse to the holders of one class of Altice USA common stock. Under the principles of Delaware law and the business judgment rule, holders may not be able to successfully challenge decisions that they believe have a disparate impact upon the holders of one class of our stock if our Board of Directors is disinterested and independent with respect to the action taken, is adequately informed with respect to the action taken and acts in good faith and in the honest belief that the board is acting in the best interest of all of our stockholders.

We are a "controlled company" within the meaning of the rules of the NYSE. As a result, we qualify for, and rely on, exemptions from certain corporate governance requirements that would otherwise provide protection to stockholders of other companies.

Next Alt controls a majority of the voting power of our capital stock. As a result, we are a "controlled company" within the meaning of the corporate governance standards of the NYSE. Under these rules, a company of which more than 50% of the voting power is held by an individual, group or another company is a "controlled company" and may elect not to comply with certain corporate governance requirements, including:

- the requirement that a majority of our Board of Directors consists of "independent directors" as defined under the rules of the NYSE; and
- the requirement that we have a governance and nominating committee.

Consistent with these exemptions, we will continue not to have a majority of independent directors on our Board of Directors or a nominating and governance committee. Accordingly, our stockholders will not have the same protections afforded to stockholders of companies that are subject to all of the corporate governance requirements of the NYSE.

If securities or industry analysts do not publish research or reports about our business, if they adversely change their recommendations regarding our Class A common stock, or if our operating results do not meet their expectations, the market price of our Class A common stock could decline.

The trading market for our Class A common stock will be influenced by the research and reports that industry or securities analysts publish about us or our business. We do not have any control over these analysts. If one or more of these analysts cease coverage of us or fail to publish reports on us regularly, we could lose visibility in the financial markets, which in turn could cause our stock price or trading volume to decline. Moreover, if one or more of the analysts who cover us downgrades our Class A common stock, or if our operating results do not meet their expectations, the market price of our Class A common stock could decline.

We have been subject to securities class action litigation in the past and could be subject to securities class action litigation in the future.

We were the defendant in a securities class action litigation related to our 2017 initial public offering ("IPO Litigation") which was settled and approved by the court in February 2022, and we may be subject to additional securities class action litigation in the future. In the past, securities class action litigation has often been instituted against companies whose securities have experienced periods of volatility in market price. Securities litigation brought against us following volatility in the price of our Class A common stock, regardless of the merit or ultimate results of such litigation, could result in substantial costs, which would hurt our financial condition and results of operations and divert management's attention and resources from our business. While the IPO Litigation is resolved, there can be no assurance that other securities class action litigation, if instituted in the future, will not materially and adversely affect our financial condition and results of operations.

Our amended and restated bylaws provide that the Court of Chancery of the State of Delaware is the exclusive forum for substantially all disputes between us and our stockholders, which could limit our stockholders' ability to obtain a favorable judicial forum for disputes with us or our directors, officers or other stockholders.

Our amended and restated bylaws provide that the Court of Chancery of the State of Delaware (or, if the Court of Chancery does not have jurisdiction, another state or federal court located in the State of Delaware) is the exclusive forum for: (i) any derivative action or proceeding brought in our name or on our behalf; (ii) any action asserting a breach of fiduciary duty; (iii) any action asserting a claim against us arising under the General Corporation Law of the State of Delaware; (iv) any action regarding our amended and restated certificate of incorporation or our amended and restated bylaws; or (v) any action asserting a claim against us that is governed by the internal affairs doctrine. Our amended and restated bylaws permit our Board of Directors to approve the selection of an alternative forum. Unless waived, this exclusive forum provision may limit a stockholder's ability to bring a claim in a judicial forum that it finds favorable for disputes with us or our directors, officers or other stockholders, which may discourage such lawsuits against us and our directors, officers and other stockholders. Alternatively, if a court were to find this provision in our amended and restated bylaws to be inapplicable or unenforceable in an action, we may incur additional costs associated with resolving such action in other jurisdictions, which could adversely affect our business, financial condition and results of operations.

Item 1B. Unresolved Staff Comments

None.

Item 1C. Cybersecurity

Safeguarding the security and integrity of our systems, networks and data is an important element of our business activities. We continually invest in the development and implementation of various cybersecurity programs and processes that are designed to assess, identify and manage material risks from cybersecurity threats and to address the constantly evolving cybersecurity landscape.

Our cybersecurity program utilizes various risk mitigation techniques to manage cybersecurity risk, including network segmentation, deployment of enhanced detection tools, and monitoring compliance with security standards. We conduct cybersecurity risk assessments, penetration tests, purple team exercises, and data restoration testing through both internal subject matter experts and with the support of third parties to identify threats and vulnerabilities

that could adversely impact our business operations. We also attempt to assess the cybersecurity risk profile of, and threats related to, our business partners, vendors and service providers through various methods including the use of attestations and certifications of their security practices. In the normal course, we engage assessors, consultants and other third parties to assist in various cyber-related matters. The underlying controls of our cybersecurity program utilize recognized practices and standards for cybersecurity and information technology security, including the National Institute of Standards and Technology Cybersecurity Framework ("NIST Framework"). The risk-based approach of the NIST Framework enables us to design and implement cybersecurity programs that are specific to our network architectures, customer environments, and institutional resources.

Our senior management team oversees our cybersecurity strategy and has the overall responsibility for assessing and managing our exposure to cybersecurity risk, with the audit committee of the board of directors providing board level oversight of the activities conducted by management to monitor and mitigate cybersecurity risks. Our corporate information security organization, led by our Chief Information Security Officer ("CISO"), develops and directs our information security strategy and policy, security engineering, operations and cyber threat detection and response. Our CISO has 22 years of experience in cybersecurity and 16 years in cybersecurity management, received a bachelor of science in management information systems and a masters of business administration from Rochester Institute of Technology, and is a Certified Information Systems Security Professional. Cybersecurity strategy and updates are reviewed by our executive leadership team on a monthly basis and are presented to other internal committees. The audit committee receives a regularly scheduled report on cybersecurity matters and related risk exposure from our CISO, chief technology officer or other similar officers. When covered during an audit committee meeting, the chair of the audit committee reports on its discussion to the full board.

We have experienced, and will continue to experience, cyber incidents in the normal course of our business. Notwithstanding the approach we take to cybersecurity risk management, we may not be successful in preventing or mitigating a cybersecurity incident that could have a significant adverse impact on our business and reputation. See "Risk Factors" above for additional information on risks related to our business, including from risks related to cyber attacks, data security incidents, information and system breaches, and technology disruptions and failures. As of the date of this report, we are not aware of any risks from cybersecurity threats that have materially affected or are reasonably likely to materially affect us, including our business strategy, results of operations or financial condition.

Item 2. Properties

Our headquarters are located in Long Island City, New York, where we currently lease office space pursuant to a lease agreement which will expire in 2032. We also own a building located in Bethpage, New York, where we maintain administrative offices. In addition, we own or lease real estate throughout our operating areas where certain of our call centers, corporate facilities, business offices, earth stations, transponders, microwave towers, warehouses, headend equipment, hub sites, access studios, and microwave receiving antennae are located.

Our principal physical assets consist of cable operating plant and equipment, including signal receiving, encoding and decoding devices, headend facilities, fiber optic transport networks, coaxial and distribution systems and equipment at or near customers' homes or places of business for each of the systems. The signal receiving apparatus typically includes a tower, antenna, ancillary electronic equipment and earth stations for reception of satellite signals. Headend facilities are located near the receiving devices. Our distribution system consists primarily of coaxial and fiber optic cables and related electronic equipment. Customer premise equipment consists of set-top devices, cable modems, Internet routers, wireless devices and media terminal adapters for telephone. Our cable plant and related equipment generally are attached to utility poles under pole rental agreements with local public utilities; although in some areas the distribution cable is buried in underground ducts or directly in trenches. The physical components of the cable systems require maintenance and periodic upgrading to improve system performance and capacity. In addition, we operate a network operations center that monitors our network 24 hours a day, seven days a week, helping to ensure a high quality of service and reliability for both our residential and commercial customers. We own most of our service vehicles.

We believe our properties, both owned and leased, are in good condition and are suitable and adequate for our operations.

Item 3. Legal Proceedings

Refer to [Note 17](#) to our consolidated financial statements included in this Annual Report on Form 10-K for a discussion of our legal proceedings.

Item 4. Mine Safety Disclosures

Not applicable.

PART II

Item 5. Market for the Registrant's Common Equity, Related Stockholder Matters and Issuer Purchases of Equity Securities

Altice USA Class A common stock is listed for trading on the NYSE under the symbol "ATUS." Altice USA Class B common stock is not listed for trading on any stock exchange.

As of February 9, 2024, there were four holders of record of Altice USA Class A common stock and two holders of record of ATUS Class B common stock.

Stockholder Dividends and Distributions

We may pay dividends on our capital stock only from net profits and surplus as determined under Delaware law. If dividends are paid on the Altice USA common stock, holders of the Altice USA Class A common stock and Altice USA Class B common stock are entitled to receive dividends, and other distributions in cash, stock or property, equally on a per share basis, except that, subject to certain exceptions, stock dividends with respect to Altice USA Class A common stock may be paid only with shares of Altice USA Class A common stock and stock dividends with respect to Altice USA Class B common stock may be paid only with shares of Altice USA Class B common stock.

Our indentures restrict the amount of dividends and distributions in respect of any equity interest that can be made.

Equity Compensation Plan Information

The Equity Compensation Plan information under which our equity securities are authorized for issuance required under Item 5 is hereby incorporated by reference from the Company's definitive proxy statement for its Annual Meeting of Stockholders or, if such definitive proxy statement is not filed with the Securities and Exchange Commission prior to 120 days after the close of its fiscal year, an amendment to this Annual Report on Form 10-K filed under cover of Form 10-K/A.

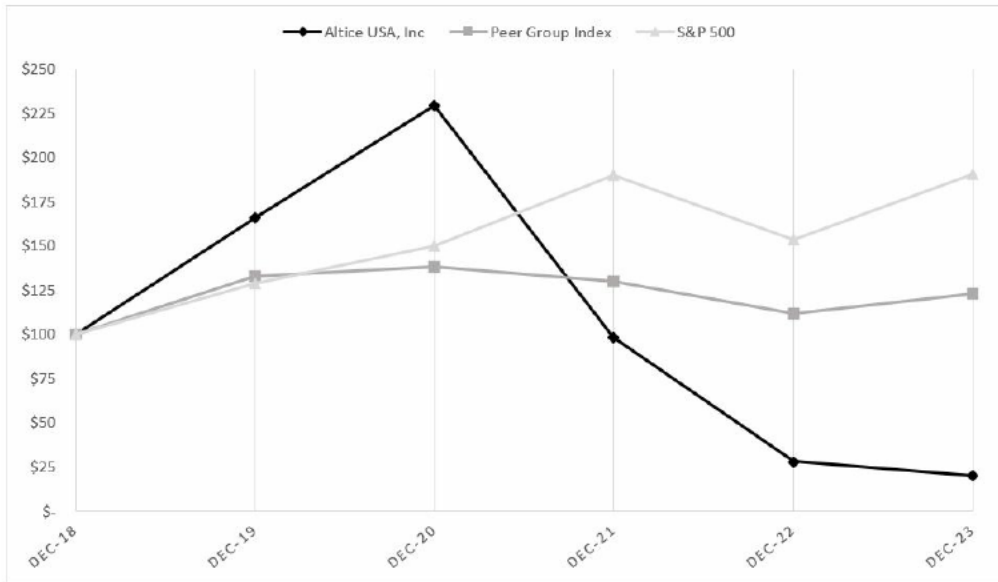
Unregistered Sales of Equity Securities and Use of Proceeds

(c) Purchases of Equity Securities by the Issuer

We had no transactions under our share repurchase program for the quarter ended December 31, 2023. See [Note 1](#) to our consolidated financial statements for a discussion of our share repurchase program which expired in November 2023.

Altice USA Stock Performance Graph

The graph below compares the performance of our Class A common stock with the performance of the S&P 500 Index and a Peer Group Index by measuring the changes in our Class A common stock prices from December 31, 2018 through December 31, 2023. Because no published index of comparable media companies currently reports values on a dividends-reinvested basis, we have created a Peer Group Index for purposes of this graph in accordance with the requirements of the SEC. The Peer Group Index is made up of companies that deliver broadband, video and telephony services as a significant element of their business, although not all of the companies included in the Peer Group Index participate in all of the lines of business in which we are engaged and some of the companies included in the Peer Group Index also engage in lines of business in which we do not participate. Additionally, the market capitalizations of many of the companies included in the Peer Group are quite different from ours. The common stocks of the following companies have been included in the Peer Group Index: AT&T, Charter, Comcast, DISH, Frontier, Lumen, T-Mobile, and Verizon. The graph assumes \$100 was invested on December 31, 2018 in our Class A common stock and in each of the following indices and reflects reinvestment of dividends and market capitalization weighting.



	Dec. 31, 2018	Dec. 31, 2019	Dec. 31, 2020	Dec. 31, 2021	Dec. 31, 2022	Dec. 31, 2023
ALTICE USA CLASS A	\$ 100.00	\$ 165.50	\$ 229.24	\$ 97.94	\$ 27.85	\$ 19.67
S&P 500 Index	\$ 100.00	\$ 128.88	\$ 149.83	\$ 190.13	\$ 153.16	\$ 190.27
Peer Group Index	\$ 100.00	\$ 132.73	\$ 138.17	\$ 129.65	\$ 111.77	\$ 123.03

Item 7. Management's Discussion and Analysis of Financial Condition and Results of Operations

All dollar amounts, except per customer and per share data, included in the following discussion, are presented in thousands.

This Annual Report contains statements that constitute forward-looking information within the meaning of the Private Securities Litigation Reform Act of 1995, Section 27A of the Securities Act and Section 21E of the Securities Act of 1934, as amended. In this Form 10-K there are statements concerning our future operating results and future financial performance. Words such as "expects", "anticipates", "believes", "estimates", "may", "will", "should", "could", "potential", "continue", "intends", "plans" and similar words and terms used in the discussion of future operating results, future financial performance and future events identify forward-looking statements. Investors are cautioned that such forward-looking statements are not guarantees of future performance, results or events and involve risks and uncertainties and that actual results or developments may differ materially from the forward-looking statements as a result of various factors.

We operate in a highly competitive, consumer and technology driven and rapidly changing business that is affected by government regulation and economic, strategic, technological, political and social conditions. Various factors could adversely affect our operations, business or financial results in the future and cause our actual results to differ materially from those contained in the forward-looking statements. In addition, important factors that could cause our actual results to differ materially from those in our forward-looking statements include:

- competition for broadband, video and telephony customers from existing competitors (such as broadband communications companies, DBS providers, wireless data and telephony providers, and Internet-based providers) and new fiber-based competitors entering our footprint;
- changes in consumer preferences, laws and regulations or technology that may cause us to change our operational strategies;
- increased difficulty negotiating programming agreements on favorable terms, if at all, resulting in increased costs to us and/or the loss of popular programming;
- increasing programming costs and delivery expenses related to our products and services;
- our ability to achieve anticipated customer and revenue growth, to successfully introduce new products and services and to implement our growth strategy;
- our ability to complete our capital investment plans on time and on budget, including our plan to build a parallel FTTH network;
- our ability to develop mobile voice and data services and our ability to attract customers to these services;
- the effects of economic conditions or other factors which may negatively affect our customers' demand for our current and future products and services;
- the effects of industry conditions;
- demand for digital and linear advertising products and services;
- our substantial indebtedness and debt service obligations;
- adverse changes in the credit market;
- changes as a result of any tax reforms that may affect our business;
- financial community and rating agency perceptions of our business, operations, financial condition and the industries in which we operate;
- the restrictions contained in our financing agreements;
- our ability to generate sufficient cash flow to meet our debt service obligations;
- fluctuations in interest rates which may cause our interest expense to vary from quarter to quarter;
- technical failures, equipment defects, physical or electronic break-ins to our services, computer viruses and similar problems;
- cybersecurity incidents as a result of hacking, phishing, denial of service attacks, dissemination of computer viruses, ransomware and other malicious software, misappropriation of data, and other malicious attempts;

- disruptions to our networks, infrastructure and facilities as a result of natural disasters, power outages, accidents, maintenance failures, telecommunications failures, degradation of plant assets, terrorist attacks and similar events;
- labor shortages and supply chain disruptions;
- our ability to obtain necessary hardware, software, communications equipment and services and other items from our vendors at reasonable costs;
- our ability to effectively integrate acquisitions and to maximize expected operating efficiencies from our acquisitions, if any;
- significant unanticipated increases in the use of bandwidth-intensive Internet-based services;
- the outcome of litigation, government investigations and other proceedings; and
- other risks and uncertainties inherent in our cable and broadband communications businesses and our other businesses, including those listed under the caption "Risk Factors" and "Management's Discussion and Analysis of Financial Condition and Results of Operations" contained herein.

These factors are not necessarily all of the important factors that could cause our actual results to differ materially from those expressed in any of our forward-looking statements. Other unknown or unpredictable factors could cause our actual results to differ materially from those expressed in any of our forward-looking statements.

Given these uncertainties, you are cautioned not to place undue reliance on such forward-looking statements. The forward-looking statements are made only as of the date of this Annual Report. Except to the extent required by law, we do not undertake, and specifically decline any obligation, to update any forward-looking statements or to publicly announce the results of any revisions to any of such statements to reflect future events or developments. Comparisons of results for current and any prior periods are not intended to express any future trends or indications of future performance, unless expressed as such, and should only be viewed as historical data.

You should read this Annual Report with the understanding that our actual future results, levels of activity, performance and events and circumstances may be materially different from what we expect. We qualify all forward-looking statements by these cautionary statements.

Certain numerical figures included in this Annual Report have been subject to rounding adjustments. Accordingly, such numerical figures shown as totals in various tables may not be arithmetic aggregations of the figures that precede them.

Organization of Information

Management's Discussion and Analysis provides a narrative on our financial performance and condition that should be read in conjunction with the accompanying financial statements and accompanying notes thereto. It includes the following sections:

- Our Business
- Key Factors Impacting Operating Results and Financial Condition
- Consolidated Results of Operations
- Non-GAAP Financial Measures
- Reconciliation of CSC Holdings Results of Operations to Altice USA's Results of Operations
- Liquidity and Capital Resources
- Critical Accounting Policies and Estimates

In this Item 7, we discuss the results of operations for the years ended December 31, 2023 and 2022 and comparisons of the 2023 results to the 2022 results. Discussions of the results of operations for the year ended December 31, 2021 and comparisons of the 2022 results to the 2021 results can be found in "Management's Discussion and Analysis of Financial Condition and Results of Operations" in Part II, Item 7 of our [Annual Report on Form 10-K for the year ended December 31, 2022 as filed on February 22, 2023](#).

Our Business

We principally provide broadband communications and video services in the United States and market our services primarily under the Optimum brand. We deliver broadband, video, telephony, and mobile services to approximately

4.7 million residential and business customers across our footprint. Our footprint extends across 21 states (primarily in the New York metropolitan area and various markets in the south-central United States) through a fiber-rich HFC broadband network and a FTTH network with approximately 9.6 million total passings as of December 31, 2023. Additionally, we offer news programming and advertising services.

Key Factors Impacting Operating Results and Financial Condition

Our future performance is dependent, to a large extent, on the impact of direct competition, general economic conditions (including capital and credit market conditions), our ability to manage our businesses effectively, and our relative strength and leverage in the marketplace, both with suppliers and customers. For more information, see "Risk Factors" and "Business-Competition" included herein.

We derive revenue principally through monthly charges to residential customers of our broadband, video, telephony and mobile services. We also derive revenue from DVR, VOD, pay-per-view, installation and home shopping commissions. Our residential broadband, video, telephony and mobile services accounted for approximately 41%, 33%, 3%, and 1% respectively, of our consolidated revenue for the year ended December 31, 2023. We also derive revenue from the sale of a wide and growing variety of products and services to both large enterprise and SMB customers, including broadband, telephony, networking, video and mobile services. For the year ended December 31, 2023, 16% of our consolidated revenue was derived from these business services. In addition, we derive revenue from the sale of advertising inventory available on the programming carried on our cable television systems, as well as other systems (linear revenue), digital advertising, data analytics and affiliation fees for news programming, which accounted for approximately 5% of our consolidated revenue for the year ended December 31, 2023. Our other revenue, which includes mobile equipment revenue, for the year ended December 31, 2023 accounted for approximately 1% of our consolidated revenue.

Revenue is impacted by rate increases, changes in promotional offerings, changes in the number of customers that subscribe to our services, including additional services sold to our existing customers, programming package changes by our video customers, speed tier changes by our broadband customers, additional services sold to our existing customers, changes in programming packages for our video customer, acquisitions/dispositions, and construction of cable systems that result in the addition of new customers. Additionally, the allocation of revenue between the residential offerings is impacted by changes in the standalone selling price of each performance obligation within our promotional bundled offers.

We operate in a highly competitive consumer-driven industry and we compete against a variety of broadband, video, mobile, fixed wireless broadband and fixed-line telephony providers and delivery systems, including broadband communications companies, wireless data and telephony providers, fiber-based service providers, satellite delivered video signals, Internet-delivered video content and broadcast television signals available to residential and business customers in our service areas. Our competitors include AT&T, DirecTV, DISH, Frontier, Lumen Technologies, Inc., T-Mobile US, and Verizon. Consumers' selection of an alternate source of service, whether due to economic constraints, technological advances, or preference, negatively impacts the demand for our services. For more information on our competitive landscape, see "Risk Factors" and "Business-Competition" included herein.

Our programming costs, which are the most significant component of our operating expenses, are impacted by increases in contractual rates, changes in the number of customers receiving certain programming services, and new channel launches. We expect contractual rates to increase in the future. See "Results of Operations" below for more information regarding the key factors impacting our revenues and operating expenses.

Historically, we have made substantial investments in our network and the development of new and innovative products and other service offerings for our customers as a way of differentiating ourselves from our competitors and we expect to do so in the future. Our ongoing FTTH network build has enabled us to deliver multi-gig broadband speeds to FTTH customers in order to meet the growing data needs of residential and business customers. In addition, we launched a full service mobile offering to consumers across our footprint. We may incur greater than anticipated capital expenditures in connection with these initiatives, fail to realize anticipated benefits, experience delays and business disruptions or encounter other challenges to executing them as planned. See "Liquidity and Capital Resources-Capital Expenditures" for additional information regarding our capital expenditures.

Non-GAAP Financial Measures

We define Adjusted EBITDA, which is a non-GAAP financial measure, as net income (loss) excluding income taxes, non-operating income or expenses, gain (loss) on extinguishment of debt and write-off of deferred financing costs, gain (loss) on interest rate swap contracts, gain (loss) on derivative contracts, gain (loss) on investments and sale of affiliate interests, interest expense, net, depreciation and amortization, share-based compensation, restructuring,

impairments and other operating items (such as significant legal settlements and contractual payments for terminated employees). See reconciliation of net income to Adjusted EBITDA below.

Adjusted EBITDA eliminates the significant non-cash depreciation and amortization expense that results from the capital-intensive nature of our business and from intangible assets recognized from acquisitions, as well as certain non-cash and other operating items that affect the period-to-period comparability of our operating performance. In addition, Adjusted EBITDA is unaffected by our capital and tax structures and by our investment activities.

We believe Adjusted EBITDA is an appropriate measure for evaluating our operating performance. Adjusted EBITDA and similar measures with similar titles are common performance measures used by investors, analysts and peers to compare performance in our industry. Internally, we use revenue and Adjusted EBITDA measures as important indicators of our business performance and evaluate management's effectiveness with specific reference to these indicators. We believe Adjusted EBITDA provides management and investors a useful measure for period-to-period comparisons of our core business and operating results by excluding items that are not comparable across reporting periods or that do not otherwise relate to our ongoing operating results. Adjusted EBITDA should be viewed as a supplement to and not a substitute for operating income (loss), net income (loss), and other measures of performance presented in accordance with U.S. generally accepted accounting principles ("GAAP"). Since Adjusted EBITDA is not a measure of performance calculated in accordance with GAAP, this measure may not be comparable to similar measures with similar titles used by other companies.

We also use Operating Free Cash Flow (defined as Adjusted EBITDA less cash capital expenditures) and Free Cash Flow (defined as net cash flows from operating activities less cash capital expenditures) as indicators of our financial performance. We believe these measures are two of several benchmarks used by investors, analysts and peers for comparison of performance in our industry, although they may not be directly comparable to similar measures reported by other companies.

Results of Operations - Altice USA

	Years Ended December 31,		Favorable (Unfavorable)
	2023	2022	
Revenue:			
Broadband	\$ 3,824,472	\$ 3,930,667	\$ (106,195)
Video	3,072,011	3,281,306	(209,295)
Telephony	300,198	332,406	(32,208)
Mobile (a)	77,012	61,832	15,180
Residential revenue (a)	7,273,693	7,606,211	(332,518)
Business services and wholesale (a)	1,467,149	1,474,269	(7,120)
News and advertising	447,742	520,293	(72,551)
Other (a)	48,480	46,886	1,594
Total revenue	9,237,064	9,647,659	(410,595)
Operating expenses:			
Programming and other direct costs	3,029,842	3,205,638	175,796
Other operating expenses	2,646,258	2,735,469	89,211
Restructuring, impairments and other operating items	214,727	130,285	(84,442)
Depreciation and amortization (including impairments)	1,644,297	1,773,673	129,376
Operating income	1,701,940	1,802,594	(100,654)
Other income (expense):			
Interest expense, net	(1,639,120)	(1,331,636)	(307,484)
Gain (loss) on investments and sale of affiliate interests, net	180,237	(659,792)	840,029
Gain (loss) on derivative contracts, net	(166,489)	425,815	(592,304)
Gain on interest rate swap contracts, net	32,664	271,788	(239,124)
Gain (loss) on extinguishment of debt and write-off of deferred financing costs	4,393	(575)	4,968
Other income, net	4,940	8,535	(3,595)
Income before income taxes	118,565	516,729	(398,164)
Income tax expense	(39,528)	(295,840)	256,312
Net income	79,037	220,889	(141,852)
Net income attributable to noncontrolling interests	(25,839)	(26,326)	487
Net income attributable to Altice USA, Inc. stockholders	\$ 53,198	\$ 194,563	\$ (141,365)

(a) Beginning in the second quarter of 2023, mobile service revenue previously included in mobile revenue is now separately reported in residential revenue and business services revenue. In addition, mobile equipment revenue previously included in mobile revenue is now included in other revenue. Prior period amounts have been revised to conform with this presentation.

The following is a reconciliation of net income to Adjusted EBITDA and Operating Free Cash Flow:

	Years Ended December 31,	
	2023	2022
Net income	\$ 79,037	\$ 220,889
Income tax expense	39,528	295,840
Other income, net	(4,940)	(8,535)
Gain on interest rate swap contracts, net	(32,664)	(271,788)
Loss (gain) on derivative contracts, net	166,489	(425,815)
Loss (gain) on investments and sale of affiliate interests, net	(180,237)	659,792
Loss (gain) on extinguishment of debt and write-off of deferred financing costs	(4,393)	575
Interest expense, net	1,639,120	1,331,636
Depreciation and amortization	1,644,297	1,773,673
Restructuring, impairments and other operating items	214,727	130,285
Share-based compensation	47,926	159,985
Adjusted EBITDA	3,608,890	3,866,537
Capital expenditures (cash)	1,704,811	1,914,282
Operating Free Cash Flow	\$ 1,904,079	\$ 1,952,255

The following is a reconciliation of net cash flow from operating activities to Free Cash Flow:

	Years Ended December 31,	
	2023	2022
Net cash flows from operating activities	\$ 1,826,398	\$ 2,366,901
Less: Capital expenditures (cash)	1,704,811	1,914,282
Free Cash Flow	\$ 121,587	\$ 452,619

The following table sets forth certain customer metrics (unaudited):

	December 31,		Increase (Decrease)
	2023	2022	
Total passings (a)	9,628.7	9,463.8	164.9
Total customer relationships (b)	4,743.5	4,879.7	(136.2)
Residential	4,363.1	4,498.5	(135.4)
SMB	380.3	381.2	(0.9)
Residential customers:			
Broadband	4,169.0	4,282.9	(113.9)
Video	2,172.4	2,439.0	(266.6)
Telephony	1,515.3	1,764.1	(248.8)
Penetration of total passings (c)	49.3 %	51.6 %	(2.3) %
Average revenue per user ("ARPU") (d)	\$ 136.01	\$ 135.86	\$ 0.15
Total mobile lines (e)	322.2	240.3	81.9
FTTH total passings (f)	2,735.2	2,158.7	576.4
FTTH customer relationships (g)	341.4	171.7	169.7
FTTH Residential	333.8	170.0	163.8
FTTH SMB	7.6	1.7	5.9
Penetration of FTTH total passings (h)	12.5 %	8.0 %	4.5 %

(a) Represents the estimated number of single residence homes, apartments and condominium units passed by our HFC and FTTH network in areas serviceable without further extending the transmission lines. In addition, it includes commercial

establishments that have connected to our HFC and FTTH network. Broadband services were not available to approximately 30 thousand passings and telephony services were not available to approximately 500 thousand passings.

- (b) Represents number of households/businesses that receive at least one of our fixed-line services. Customers represent each customer account (set up and segregated by customer name and address), weighted equally and counted as one customer, regardless of size, revenue generated, or number of boxes, units, or outlets on our HFC and FTTH network. Free accounts are included in the customer counts along with all active accounts, but they are limited to a prescribed group. Most of these accounts are also not entirely free, as they typically generate revenue through pay-per-view or other pay services and certain equipment fees. Free status is not granted to regular customers as a promotion. In counting bulk residential customers, such as an apartment building, we count each subscribing family unit within the building as one customer, but do not count the master account for the entire building as a customer. We count a bulk commercial customer, such as a hotel, as one customer, and do not count individual rooms at that hotel. Total customer relationships exclude mobile-only customer relationships.
- (c) Represents the number of total customer relationships divided by total passings.
- (d) Calculated by dividing the average monthly revenue for the respective quarter (fourth quarter for annual periods) derived from the sale of broadband, video, telephony and mobile services to residential customers by the average number of total residential customers for the same period (excluding mobile-only customer relationships). ARPU amounts for prior periods have been adjusted to include mobile service revenue.
- (e) Total mobile lines as of December 31, 2022 include approximately 32 thousand customers receiving free service. As of December 31, 2023, the number of customers receiving free service was nominal.
- (f) Represents the estimated number of single residence homes, apartments and condominium units passed by the FTTH network in areas serviceable without further extending the transmission lines. In addition, it includes commercial establishments that have connected to our FTTH network.
- (g) Represents number of households/businesses that receive at least one of our fixed-line services on our FTTH network. FTTH customers represent each customer account (set up and segregated by customer name and address), weighted equally and counted as one customer, regardless of size, revenue generated, or number of boxes, units, or outlets on our FTTH network. Free accounts are included in the customer counts along with all active accounts, but they are limited to a prescribed group. Most of these accounts are also not entirely free, as they typically generate revenue through pay-per view or other pay services and certain equipment fees. Free status is not granted to regular customers as a promotion. In counting bulk residential customers, such as an apartment building, we count each subscribing family unit within the building as one customer, but do not count the master account for the entire building as a customer. We count a bulk commercial customer, such as a hotel, as one customer, and do not count individual rooms at that hotel.
- (h) Represents the number of total FTTH customer relationships divided by FTTH total passings.

Comparison of Results for the Year Ended December 31, 2023 to Results for the Year Ended December 31, 2022

Broadband Revenue

Broadband revenue for the years ended December 31, 2023 and 2022 was \$3,824,472 and \$3,930,667, respectively. Broadband revenue is derived principally through monthly charges to residential subscribers of our broadband services. Broadband revenue decreased \$106,195 (3%) for the year ended December 31, 2023 compared to the year ended December 31, 2022. The decrease for the year ended December 31, 2023 was due primarily to a decrease in broadband customers and lower average recurring broadband revenue per broadband customer.

Video Revenue

Video revenue for the years ended December 31, 2023 and 2022 was \$3,072,011 and \$3,281,306, respectively. Video revenue is derived principally through monthly charges to residential customers of our video services. Video revenue decreased \$209,295 (6%) for the year ended December 31, 2023 compared to the year ended December 31, 2022. The decrease was due primarily to a decline in video customers, partially offset by higher average recurring video revenue per video customer, primarily driven by certain rate increases.

Telephony Revenue

Telephony revenue for the years ended December 31, 2023 and 2022 was \$300,198 and \$332,406, respectively. Telephony revenue is derived principally through monthly charges to residential customers of our telephony services. Telephony revenue decreased \$32,208 (10%) for the year ended December 31, 2023 compared to the year ended December 31, 2022. The decrease was due to a decline in telephony customers, partially offset by higher average recurring revenue per telephony customer.

Mobile Service Revenue

Mobile service revenue for the years ended December 31, 2023 and 2022 was \$77,012 and \$61,832, respectively. The increase of \$15,180 (25%) was due primarily to an increase in mobile customers, as well as a decline in customers receiving free service as compared to the prior year.

Business Services and Wholesale Revenue

Business services and wholesale revenue for the years ended December 31, 2023 and 2022 was \$1,467,149 and \$1,474,269, respectively. Business services and wholesale revenue is derived primarily from the sale of fiber-based telecommunications services to the business market, and the sale of broadband, video, telephony, and mobile services to SMB customers.

Business services and wholesale revenue decreased \$7,120 for the year ended December 31, 2023 compared to the year ended December 31, 2022. The decrease was due to lower SMB revenue and lower backhaul revenue attributable to wholesale customers, partially offset by a net increase in revenue of our Lightpath business primarily due to increases in Ethernet and indefeasible right of use contract fee revenue, partially offset by contract termination fee revenue.

News and Advertising Revenue

News and advertising revenue for the years ended December 31, 2023 and 2022 was \$447,742 and \$520,293, respectively. News and advertising revenue is primarily derived from the sale of (i) advertising inventory available on the programming carried on our cable television systems, as well as other systems (linear revenue), (ii) digital advertising, (iii) data analytics, and (iv) affiliation fees for news programming.

News and advertising revenue decreased \$72,551 (14%) for the year ended December 31, 2023 compared to the year ended December 31, 2022. The decrease was primarily due to a decrease in linear advertising revenue from political customers.

Other Revenue

Other revenue for the years ended December 31, 2023 and 2022 was \$48,480 and \$46,886, respectively. Other revenue includes revenue from sales of mobile equipment and other miscellaneous revenue streams.

Programming and Other Direct Costs

Programming and other direct costs for the years ended December 31, 2023 and 2022 amounted to \$3,029,842 and \$3,205,638, respectively. Programming and other direct costs include cable programming costs, which are costs paid to programmers (net of amortization of any incentives received from programmers for carriage) for cable content (including costs of VOD and pay-per-view) and are generally paid on a per-customer basis. These costs are impacted by increases in contractual rates, changes in the number of customers receiving certain programming services, and new channel launches. These costs also include interconnection, call completion, circuit and transport fees paid to other telecommunication companies for the transport and termination of voice and data services, which typically vary based on rate changes and the level of usage by our customers. These costs also include franchise fees which are payable to the state governments and local municipalities where we operate and are primarily based on a percentage of certain categories of revenue derived from the provision of video service over our cable systems, which vary by state and municipality. These costs change in relation to changes in such categories of revenues or rate changes. Additionally, these costs include the cost of media for advertising spots sold, the cost of mobile devices sold to our customers and direct costs of providing mobile services.

The decrease of \$175,796 (5%) for the year ended December 31, 2023, as compared to the prior year was primarily attributable to the following:

Decrease in programming costs primarily due to lower video customers, partially offset by net contractual rate increases	\$ (171,258)
Decrease in software license fees related to customer premise equipment	(14,997)
Decrease in taxes and surcharges primarily due to refunds	(10,339)
Increase in costs of media advertising spots for resale, primarily linear spots resulting from an acquisition in the third quarter of 2022	21,014
Other net decreases	(216)
	<u>\$ (175,796)</u>

Programming costs

Programming costs aggregated \$2,456,158 and \$2,627,416 for the years ended December 31, 2023 and 2022, respectively. Our programming costs in 2024 will continue to be impacted by changes in programming rates, which we expect to increase, and by changes in the number of video customers.

Other Operating Expenses

Other operating expenses for the years ended December 31, 2023 and 2022 amounted to \$2,646,258 and \$2,735,469, respectively. Other operating expenses include staff costs and employee benefits including salaries of company employees and related taxes, benefits and other employee related expenses, as well as third-party labor costs. Other operating expenses also include network management and field service costs, which represent costs associated with the maintenance of our broadband network, including costs of certain customer connections and other costs associated with providing and maintaining services to our customers.

Customer installation and network repair and maintenance costs may fluctuate as a result of changes in the level of capitalizable activities, maintenance activities and the utilization of contractors as compared to employees. Costs associated with the initial deployment of new customer premise equipment necessary to provide services are capitalized. The costs of redeployment of customer premise equipment is expensed as incurred.

Other operating expenses also include costs related to our call center operations that handle customer inquiries and billing and collection activities, and sales and marketing costs, which include advertising production and placement costs associated with acquiring and retaining customers. These costs vary period to period and certain of these costs, such as sales and marketing, may increase with intense competition. Additionally, other operating expenses include various other administrative costs.

The decrease in other operating expenses of \$89,211 (3%) for the year ended December 31, 2023 as compared to the prior year was attributable to the following:

Decrease in share-based compensation costs	\$ (112,059)
Decrease in marketing costs due to costs incurred in 2022 from the rebranding of our services from Suddenlink to Optimum	(46,003)
Net increase in labor costs and benefits, partially offset by an increase in capitalizable activity	53,503
Increase in repairs and maintenance costs	12,887
Increase in utility costs	6,316
Other net decreases	(3,855)
	<u>\$ (89,211)</u>

Restructuring, Impairments and Other Operating Items

Restructuring, impairments and other operating items for the year ended December 31, 2023 amounted to \$214,727, as compared to \$130,285 for the year ended December 31, 2022 and comprised the following:

	Years Ended December 31,	
	2023	2022
Contractual payments for terminated employees	\$ 39,915	\$ 4,002
Impairment of right-of-use operating lease assets	10,554	3,821
Transaction costs related to certain transactions not related to our operations	5,180	4,310
Facility realignment costs	2,368	5,652
Remeasurement of contingent consideration related to an acquisition	(6,345)	—
Litigation settlement (a)	—	112,500
Goodwill impairment (b)	163,055	—
	<u>\$ 214,727</u>	<u>\$ 130,285</u>

(a) Represents the settlement of litigation in the fourth quarter of 2022, of which \$65,000 was paid in 2022 and the balance of \$47,500 is payable on or before June 30, 2024.

(b) In connection with our annual recoverability assessment of goodwill, we recorded an impairment charge relating to our News and Advertising reporting unit for the year ended December 31, 2023. See Note 10 for additional information.

We may incur additional contractual payments for terminated employee related costs and facility realignment costs in the future as we continue to analyze our organizational structure.

Depreciation and Amortization (including impairments)

Depreciation and amortization (including impairments) for the years ended December 31, 2023 and 2022 amounted to \$1,644,297 and \$1,773,673, respectively.

The decrease in depreciation and amortization of \$129,376 (7%) for the year ended December 31, 2023 as compared to 2022 was due to lower amortization expense resulting from certain assets becoming fully amortized, partially offset by higher depreciation expense resulting from increased asset additions in 2023.

Adjusted EBITDA

Adjusted EBITDA amounted to \$3,608,890 and \$3,866,537 for the years ended December 31, 2023 and 2022, respectively.

Adjusted EBITDA is a non-GAAP measure that is defined as net income (loss) excluding income taxes, non-operating income or expenses, loss on extinguishment of debt and write-off of deferred financing costs, gain (loss) on interest rate swap contracts, gain (loss) on derivative contracts, gain (loss) on investments and sale of affiliate interests, interest expense, net, depreciation and amortization (including impairments), share-based compensation, restructuring, impairments and other operating items (such as significant legal settlements and contractual payments for terminated employees). See reconciliation of net income (loss) to adjusted EBITDA above.

The decrease in adjusted EBITDA for the year ended December 31, 2023 as compared to the prior year was due to the decrease in revenue, partially offset by a decrease in operating expenses during 2023 (excluding depreciation and

amortization, restructuring, impairments and other operating items and share-based compensation), as discussed above.

Operating Free Cash Flow

Operating free cash flow was \$1,904,079 and \$1,952,255 for the years ended December 31, 2023 and 2022, respectively. The decrease in operating free cash flow for 2023 as compared to 2022 is due to a decrease in adjusted EBITDA, partially offset by a decrease in cash capital expenditures.

Free Cash Flow

Free cash flow was \$121,587 and \$452,619 for the years ended December 31, 2023 and 2022, respectively. The decrease in free cash flow in 2023 as compared to 2022 is primarily due to a decrease in cash from operating activities, partially offset by a decrease in cash capital expenditures.

Interest expense, net

Interest expense, net was \$1,639,120 and \$1,331,636 for the years ended December 31, 2023 and 2022, respectively. The increase of \$307,484 (23%) for the year ended December 31, 2023 as compared to the year ended December 31, 2022 was attributable to the following:

Increase primarily due to an increase in interest rates, partially offset by a decrease in average debt balances	\$ 355,762
Other net decreases, primarily lower amortization of deferred financing costs and original issue discounts	(43,315)
Higher interest income	(4,963)
	<u>\$ 307,484</u>

Gain (Loss) on Investments and sale of affiliate interests, net

Gain (loss) on investments and sale of affiliate interests, net for the years ended December 31, 2023 and 2022 of \$180,237 and \$(659,792) consisted primarily of the increase (decrease) in the fair value of the Comcast common stock owned by us through January 24, 2023. In 2023, the gain was partially offset by a loss on the sale of our Cheddar News business. The effects of these gains (losses) were partially offset by the gains on the related equity derivative contracts, net described below.

Gain (Loss) on Derivative Contracts, net

Gain (loss) on derivative contracts, net of \$(166,489) and \$425,815 for the years ended December 31, 2023 and 2022, respectively, includes realized and unrealized gains or losses due to the change in fair value of equity derivative contracts relating to the Comcast common stock owned by us through January 24, 2023. The effects of these gains (losses) were offset by losses (gains) on investment securities pledged as collateral, which are included in gain (loss) on investments, net discussed above.

Gain on Interest Rate Swap Contracts

Gain on interest rate swap contracts amounted to \$32,664 and \$271,788 for the years ended December 31, 2023 and 2022, respectively. These amounts represent the change in the fair value of interest rate swap contracts. These swap contracts are not designated as hedges for accounting purposes.

Gain (Loss) on Extinguishment of Debt and Write-off of Deferred Financing Costs

Gain (loss) on extinguishment of debt and write-off of deferred financing costs amounted to \$4,393 and \$(575) for the years ended December 31, 2023 and 2022, respectively.

The following table provides a summary of the loss on extinguishment of debt and the write-off of deferred financing costs recorded by us:

	Years ended December 31,	
	2023	2022
Settlement of collateralized debt	\$ 4,393	\$ —
Refinancing of CSC Holdings Term Loan B and Incremental Term Loan B-3	—	(575)
	<u>\$ 4,393</u>	<u>\$ (575)</u>

Other Income, Net

Other income, net amounted to \$4,940 and \$8,535 for the years ended December 31, 2023 and 2022, respectively. These amounts include the non-service cost components of our pension plans and dividends received on Comcast common stock owned by us through January 24, 2023.

Income Tax Expense

We recorded income tax expense of \$39,528 for the year ended December 31, 2023, resulting in an effective tax rate of 33% and \$295,840 for the year ended December 31, 2022, resulting in an effective tax rate of 57% (See [Note 14](#)).

Our effective tax rate in 2023 includes the impact of the capital loss recognized from the sale of our Cheddar News business in December 2023 and the impact of the impairment of goodwill related to our News and Advertising business that was not deductible for tax purposes.

During the fourth quarter of 2022, the New York State Division of Tax Appeals published a decision for Charter Communications, Inc. versus New York State whereby it concluded that each corporation in a combined reporting group would have to separately qualify as a qualified emerging technology company ("QETC") to use the preferential QETC tax rate. As we had been historically using the QETC rate at the combined reporting group level, we recorded a cumulative income tax expense of \$157,300 that included both a revaluation of state deferred taxes and an increase to our uncertain tax positions reserve for tax years 2017 through 2022 based on this published decision.

CSC HOLDINGS, LLC

The consolidated statements of operations of CSC Holdings are essentially identical to the consolidated statements of operations of Altice USA, except for the following:

	CSC Holdings	
	Years ended December 31,	
	2023	2022
	(in thousands)	
Net income attributable to Altice USA stockholders	\$ 53,198	\$ 194,563
Less: items included in Altice USA's consolidated statements of operations:		
Income tax expense (benefit)	(3,049)	3,688
Net income attributable to CSC Holdings' sole member	\$ 50,149	\$ 198,251

The following is a reconciliation of CSC Holdings' net income to Adjusted EBITDA and Operating Free Cash Flow:

	CSC Holdings	
	Years ended December 31,	
	2023	2022
Net income	\$ 75,988	\$ 224,577
Income tax expense	42,577	292,152
Other income, net	(4,940)	(8,535)
Gain on interest rate swap contracts, net	(32,664)	(271,788)
Gain (loss) on derivative contracts, net	166,489	(425,815)
Loss (gain) on investments and sale of affiliate interests, net	(180,237)	659,792
Loss (gain) on extinguishment of debt and write-off of deferred financing costs	(4,393)	575
Interest expense, net	1,639,120	1,331,636
Depreciation and amortization	1,644,297	1,773,673
Restructuring, impairments and other operating items	214,727	130,285
Share-based compensation	47,926	159,985
Adjusted EBITDA	\$ 3,608,890	\$ 3,866,537
Capital expenditures (cash)	1,704,811	1,914,282
Operating Free Cash Flow	\$ 1,904,079	\$ 1,952,255

Refer to Altice USA's Management's Discussion and Analysis of Financial Condition and Results of Operations herein.

The following is a reconciliation of net cash flow from operating activities to Free Cash Flow:

	CSC Holdings	
	Years ended December 31,	
	2023	2022
Net cash flows from operating activities	\$ 1,826,398	\$ 2,366,901
Capital expenditures (cash)	1,704,811	1,914,282
Free Cash Flow	\$ 121,587	\$ 452,619

LIQUIDITY AND CAPITAL RESOURCES

Altice USA has no operations independent of its subsidiaries. Funding for our subsidiaries has generally been provided by cash flow from their respective operations, cash on hand and borrowings under the CSC Holdings revolving credit facility and the proceeds from the issuance of securities and borrowings under syndicated term loans in the capital markets. Our decision as to the use of cash generated from operating activities, cash on hand, borrowings under the revolving credit facility or accessing the capital markets has been based upon an ongoing review of the funding needs of the business, the optimal allocation of cash resources, the timing of cash flow generation and the cost of borrowing under the revolving credit facility, debt securities and syndicated term loans. We calculate net leverage ratios for our CSC Holdings Restricted Group and Lightpath debt silos as net debt to L2QA EBITDA (Adjusted EBITDA for the two most recent consecutive fiscal quarters multiplied by 2.0).

We expect to utilize free cash flow and availability under the CSC Holdings Restricted Group and Lightpath revolving credit facilities, as well as future refinancing transactions, to further extend the maturities of, or reduce the principal on, our debt obligations. The timing and terms of any refinancing transactions will be subject to, among other factors, market conditions. Additionally, we may, from time to time, depending on market conditions and other factors, use cash on hand and the proceeds from other borrowings to repay the outstanding debt securities through open market purchases, privately negotiated purchases, tender offers, or redemptions.

We believe existing cash balances, operating cash flows and availability under the CSC Holdings Restricted Group and Lightpath revolving credit facilities will provide adequate funds to support our current operating plan, make planned capital expenditures and fulfill our debt service requirements for the next twelve months. However, our ability to fund our operations, make planned capital expenditures, make scheduled payments on our indebtedness and repay our indebtedness depends on our future operating performance and cash flows and our ability to access the capital markets, which, in turn, are subject to prevailing economic conditions and to financial, business and other factors, some of which are beyond our control. Competition, market disruptions or a deterioration in economic conditions could lead to lower demand for our products, as well as lower levels of advertising, and increased incidence of customers' inability to pay for the services we provide. These events would adversely impact our results of operations, cash flows and financial position. Although we currently believe amounts available under the CSC Holdings Restricted Group and Lightpath revolving credit facilities will be available when, and if, needed, we can provide no assurance that access to such funds will not be impacted by adverse conditions in the financial markets or other conditions. The obligations of the financial institutions under the revolving credit facilities are several and not joint and, as a result, a funding default by one or more institutions does not need to be made up by the others. See discussion below regarding the issuance of senior guaranteed notes in January 2024.

In the longer term, we may not be able to generate sufficient cash from operations to fund anticipated capital expenditures, meet all existing future contractual payment obligations and repay our debt at maturity. As a result, we could be dependent upon our continued access to the capital and credit markets to issue additional debt or equity or refinance existing debt obligations. We intend to raise significant amounts of funding over the next several years to fund capital expenditures, repay existing obligations and meet other obligations, and the failure to do so successfully could adversely affect our business. If we are unable to do so, we will need to take other actions including deferring capital expenditures, selling assets, seeking strategic investments from third parties or reducing or eliminating stock repurchases and discretionary uses of cash.

Debt Outstanding

The following tables summarize the carrying value of our outstanding debt, net of unamortized deferred financing costs, discounts and premiums (excluding accrued interest) as of December 31, 2023, as well as interest expense for the year ended December 31, 2023.

	CSC Holdings Restricted Group	Lightpath	Other Unrestricted Entities	Altice USA/CSC Holdings
Debt outstanding:				
Credit facility debt	\$ 7,685,784	\$ 571,898	\$ —	\$ 8,257,682
Senior guaranteed notes	8,635,472	—	—	8,635,472
Senior secured notes	—	444,410	—	444,410
Senior notes	6,925,311	409,136	—	7,334,447
Subtotal	23,246,567	1,425,444	—	24,672,011
Finance lease obligations	228,356	—	—	228,356
Notes payable and supply chain financing	174,594	—	—	174,594
Total debt	\$ 23,649,517	\$ 1,425,444	\$ —	\$ 25,074,961
Interest expense:				
Credit facility debt, senior notes, finance leases, notes payable and supply chain financing	\$ 1,544,451	\$ 95,824	\$ —	\$ 1,640,275
Collateralized indebtedness relating to stock monetizations (a)	—	—	7,227	7,227
Total interest expense	\$ 1,544,451	\$ 95,824	\$ 7,227	\$ 1,647,502

(a) This indebtedness was collateralized by shares of Comcast common stock. In January 2023 we settled this debt by delivering the Comcast shares we held and the related equity derivative contracts, resulting in the receipt of cash of approximately \$50,500 (including dividends of \$11,598).

See [Note 11](#) to our consolidated financial statements for further information regarding our outstanding debt.

Payment Obligations Related to Debt

As of December 31, 2023, total amounts payable in connection with our outstanding debt obligations, including related interest, but excluding finance lease obligations and the impact of our interest swap agreements, are as follows (see [Note 9](#) to our consolidated financial statements for information regarding our finance leases):

	CSC Holdings Restricted Group	Lightpath	Altice USA/ CSC Holdings
2024	\$ 2,522,086	\$ 98,215	\$ 2,620,301
2025 (a)	3,809,232	97,544	3,906,776
2026	1,818,660	92,741	1,911,401
2027	5,213,519	1,110,720	6,324,239
2028 (b)	5,647,608	438,344	6,085,952
Thereafter	11,343,625	—	11,343,625
Total	\$ 30,354,730	\$ 1,837,564	\$ 32,192,294

(a) Includes \$825,000 principal amount related to the CSC Holdings' revolving credit facility. As a result of the debt transaction in January 2024 discussed in [Note 18](#), the revolving credit facility will mature on July 13, 2027.

(b) Includes \$1,906,850 principal amount related to the CSC Holdings' Incremental Term Loan B-6 that is due on the earlier of (i) January 15, 2028 and (ii) April 15, 2027 if, as of such date, any Incremental Term Loan B-5 borrowings are still outstanding, unless the Incremental Term Loan B-5 maturity date has been extended to a date falling after January 15, 2028.

The amounts in the table above do not include the effects of the debt transactions discussed in [Note 18](#).

For financing purposes, we have two debt silos: CSC Holdings and Lightpath. The CSC Holdings silo is structured as a restricted group (the "Restricted Group") and an unrestricted group, which includes certain designated subsidiaries and investments (the "Unrestricted Group"). The Restricted Group is comprised of CSC Holdings and substantially

all of its wholly-owned operating subsidiaries excluding Lightpath. These Restricted Group subsidiaries are subject to the covenants and restrictions of the credit facility and indentures governing the notes issued by CSC Holdings. The Lightpath silo includes all of its operating subsidiaries which are subject to the covenants and restrictions of the credit facility and indentures governing the notes issued by Lightpath.

CSC Holdings Restricted Group

Sources of cash for the Restricted Group include primarily cash flow from the operations of the businesses in the Restricted Group, borrowings under its credit facility and issuance of securities in the capital markets, contributions from its parent, and, from time to time, distributions or loans from its subsidiaries. The Restricted Group's principal uses of cash include: capital spending, in particular, the capital requirements associated with the upgrade of its digital broadband, video and telephony services, including costs to build our FTTH network; debt service; other corporate expenses and changes in working capital; and investments that it may fund from time to time.

CSC Holdings Credit Facilities

In October 2015, a wholly-owned subsidiary of Altice USA, which merged with and into CSC Holdings on June 21, 2016, entered into a senior secured credit facility, which currently provides U.S. dollar term loans currently in an aggregate principal amount of \$3,000,000 (\$1,520,483 outstanding at December 31, 2023) (the "Term Loan B"), and U.S. dollar revolving loan commitments in an aggregate principal amount of \$2,475,000 (\$825,000 outstanding at December 31, 2023) (the "CSC Revolving Credit Facility" and, together with the Term Loan B, the "CSC Credit Facilities"), which are governed by a credit facilities agreement entered into by, inter alios, CSC Holdings, certain lenders party thereto and JPMorgan Chase Bank, N.A. as administrative agent and security agent (as amended, restated, supplemented or otherwise modified from time to time, the "CSC Credit Facilities Agreement").

In October 2018, CSC Holdings entered into a \$1,275,000 (\$521,744 outstanding at December 31, 2023) incremental term loan facility (the "Incremental Term Loan B-3"), in October 2019, CSC Holdings entered into a \$3,000,000 (\$2,887,500 outstanding at December 31, 2023) incremental term loan facility ("Incremental Term Loan B-5") and in December 2022, CSC Holdings entered into a \$2,001,942 (\$1,986,928 outstanding at December 31, 2023) incremental term loan facility (the "Incremental Term Loan B-6") under its existing credit facilities agreement.

During the year ended December 31, 2023, CSC Holdings borrowed \$1,700,000 under its revolving credit facility and repaid \$2,450,000 of amounts outstanding under the revolving credit facility.

At December 31, 2023, \$133,512 of the revolving credit facility was restricted for certain letters of credit issued on our behalf and \$1,516,488 was undrawn and available, subject to covenant limitations.

As of December 31, 2023, CSC Holdings was in compliance with applicable financial covenants under its credit facility.

See [Note 11](#) to our consolidated financial statements for further information regarding the CSC Credit Facilities Agreement.

Senior Guaranteed Notes and Senior Notes

In April 2023, CSC Holdings issued \$1,000,000 in aggregate principal amount of senior guaranteed notes that bear interest at a rate of 11.250% and mature on May 15, 2028. We used the proceeds to repay outstanding borrowings drawn under the CSC Revolving Credit Facility.

In January 2024, CSC Holdings issued \$2,050,000 in aggregate principal amount of senior guaranteed notes due 2029. These notes bear interest at a rate of 11.750% and will mature on January 31, 2029. The proceeds from the sale of these notes were used to repay certain indebtedness including (i) the outstanding principal balance on the Term Loan B, (ii) the outstanding principal balance on the Incremental Term Loan B-3, and (iii) pay the fees, costs and expenses associated with these transactions.

Also in January 2024, we notified our 5.250% Senior Notes due 2024 and 5.250% Series B Senior Notes due 2024 bondholders that we will be redeeming these notes in full (in accordance with the terms of the indenture). We expect to draw \$750,000 under our Revolving Credit Facility to repay these notes on February 28, 2024.

See [Note 11](#) and [Note 18](#) of our consolidated financial statements for further details of our outstanding senior guaranteed notes and senior notes.

As of December 31, 2023, CSC Holdings was in compliance with applicable financial covenants under each respective indenture by which the senior guaranteed notes and senior notes were issued.

Lightpath

Sources of cash for Lightpath include existing cash balances, operating cash flows from its operating subsidiaries and availability under the revolving credit facility.

Lightpath Credit Facility

Lightpath is party to a credit agreement which provides a term loan in an aggregate principal amount of \$600,000 (\$582,000 outstanding at December 31, 2023) and revolving loan commitments in an aggregate principal amount of \$100,000. As of December 31, 2023, there were no borrowings outstanding under the Lightpath revolving credit facility. See [Note 11](#) to our consolidated financial statements for further information regarding the Lightpath credit agreement.

As of December 31, 2023, Lightpath was in compliance with applicable financial covenants under its credit agreement and with applicable financial covenants under each respective indenture by which its senior secured notes and senior notes were issued.

Lightpath Senior Secured Notes and Senior Notes

In 2020, Lightpath issued \$450,000 in aggregate principal amount of senior secured notes that bear interest at a rate of 3.875% and mature on September 15, 2027 and \$415,000 in aggregate principal amount of senior notes that bear interest at a rate of 5.625% and mature on September 15, 2028.

As of December 31, 2023, Lightpath was in compliance with applicable financial covenants under each respective indenture by which the senior secured notes and senior notes were issued.

Lightpath Interest Rate Swap Contract

In April 2023, Lightpath entered into an interest rate swap contract, effective June 2023 on a notional amount of \$180,000, whereby Lightpath pays interest of 3.523% through December 2026 and receives interest based on one-month SOFR.

See [Note 12](#) of our consolidated financial statements for further details of our outstanding interest rate swap contracts.

Capital Expenditures

The following table presents our capital expenditures:

	Years Ended December 31,	
	2023	2022
Customer premise equipment	\$ 277,194	\$ 316,175
Network infrastructure	924,476	1,153,860
Support and other	242,235	270,149
Business services	260,906	174,098
Capital expenditures (cash basis)	1,704,811	1,914,282
Right-of-use assets acquired in exchange for finance lease obligations	133,056	160,542
Notes payable for the purchase of equipment and other assets	213,325	132,452
Change in accrued and unpaid purchases and other	(169,953)	169,227
Capital expenditures (accrual basis)	\$ 1,881,239	\$ 2,376,503

Customer premise equipment includes expenditures for drop cable, fiber gateways, modems, routers, and other equipment installed at customer locations. Network infrastructure includes (i) scalable infrastructure, such as headend and related equipment, (ii) line extensions, such as fiber and coaxial cable, amplifiers, electronic equipment, and design and engineering costs to expand the network, and (iii) upgrade and rebuild, including costs to modify or replace existing segments of the network. Support and other capital expenditures include costs associated with the replacement or enhancement of non-network assets, such as software systems, vehicles, facilities, and office equipment. Business services capital expenditures include primarily equipment, support and other costs related to our fiber-based telecommunications business serving enterprise customers.

Cash Flow Discussion

Altice USA

Operating Activities

Net cash provided by operating activities amounted to \$1,826,398 and \$2,366,901 for the years ended December 31, 2023, and 2022, respectively.

The decrease in cash provided by operating activities of \$540,503 in 2023 as compared to 2022 resulted from a decrease in net income before depreciation and amortization and other non-cash items of \$773,364, partially offset by an increase of \$232,861 due to changes in working capital (including an increase in interest payments of \$334,899 and a decrease in tax payments of \$53,667), as well as the timing of payments and collections of accounts receivable, among other items.

Investing Activities

Net cash used in investing activities for the years ended December 31, 2023 and 2022 was \$1,706,523 and \$1,921,510, respectively, and consisted primarily of capital expenditures of \$1,704,811 and \$1,914,282, respectively, primarily relating to network infrastructure and customer premise equipment.

Financing Activities

Net cash used in financing activities amounted to \$122,591 and \$335,906 for the years ended December 31, 2023 and 2022.

In 2023, our financing activities consisted primarily of the repayment of debt of \$2,688,009, and principal payments on finance lease obligations of \$149,297, partially offset by net proceeds from long-term debt of \$2,700,000.

In 2022, our financing activities consisted primarily of the repayment of debt of \$4,469,727, and principal payments on finance lease obligations of \$134,682, partially offset by net proceeds from long-term debt of \$4,276,903.

CSC Holdings

Operating Activities

Net cash provided by operating activities amounted to \$1,826,398 and \$2,366,901 for the years ended December 31, 2023 and 2022, respectively.

The decrease in cash provided by operating activities of \$540,503 in 2023 as compared to 2022 resulted from a decrease in income from continuing operations before depreciation and amortization and other non-cash items of \$774,554, partially offset by an increase of \$234,051 due to changes in working capital (including an increase in interest payments of \$334,899 and a decrease in tax payments of \$53,667), as well as the timing of payments and collections of accounts receivable, among other items).

Investing Activities

Net cash used in investing activities for the years ended December 31, 2023 and 2022 was \$1,706,523 and \$1,921,510, respectively, and consisted primarily of capital expenditures of \$1,704,811 and \$1,914,282, respectively, primarily relating to network infrastructure and customer premise equipment.

Financing Activities

Net cash used in financing activities amounted to \$122,591 and \$333,356 for the years ended December 31, 2023 and 2022, respectively.

In 2023, our financing activities consisted primarily of the repayment of long-term debt of \$2,688,009, and principal payments on finance lease obligations of \$149,297, partially offset by net proceeds from long-term debt of \$2,700,000.

In 2022, our financing activities consisted primarily of the repayment of long-term debt of \$4,469,727, and principal payments on finance lease obligations of \$134,682, partially offset by net proceeds from long-term debt of \$4,276,903.

Contractual Obligations and Off Balance Sheet Commitments

Our contractual obligations as of December 31, 2023 consist primarily of our debt obligations, purchase obligations which primarily include contractual commitments with various programming vendors to provide video services to our customers and minimum purchase obligations to purchase goods or services, operating and finance lease obligations, outstanding letters of credit, and guarantees. [Note 11](#) to our consolidated financial statements contains further information regarding our debt obligations. [Note 17](#) contains information regarding our off-balance sheet obligations and [Note 9](#) contains information regarding our leases.

Managing our Interest Rate and Equity Price Risk

See "Item 7A. Quantitative and Qualitative Disclosures About Market Risk" for a discussion regarding interest rate risk and equity price risk.

Critical Accounting Policies and Estimates

In preparing our financial statements, we are required to make certain estimates, judgments and assumptions that we believe are reasonable based upon the information available. These estimates and assumptions affect the reported amounts of assets and liabilities at the date of the financial statements and the reported amounts of revenues and expenses during the periods presented.

Goodwill and Indefinite-Lived Assets

Goodwill and indefinite-lived cable franchise rights are not amortized. Rather, such assets are tested for impairment annually or whenever events or changes in circumstances indicate that it is more likely than not that the assets may be impaired. We assess the recoverability of our goodwill and indefinite-lived cable franchise rights annually as of October 1 ("annual impairment test date"). As of the annual impairment test date, goodwill amounted to \$8,207,771 (\$8,044,716 related to our Telecommunications reporting unit and \$163,055 related to our News and Advertising reporting unit) and indefinite-lived cable franchise rights amounted to \$13,216,355.

The assessment of recoverability may first consider qualitative factors to determine whether the existence of events or circumstances leads to a determination that it is more likely than not that the fair value of a reporting unit or our indefinite-lived cable franchise rights is less than its carrying amount. These qualitative factors include macroeconomic conditions such as changes in interest rates, industry and market considerations, recent and projected financial performance of the reporting units, as well as other factors. A quantitative test is performed if we conclude that it is more likely than not that the fair value of a reporting unit or an indefinite-lived cable franchise right is less than its carrying amount or if a qualitative assessment is not performed. In 2023, we performed a quantitative assessment for our goodwill recoverability test and a qualitative assessment for our indefinite-lived cable franchise rights recoverability test.

Goodwill

Goodwill resulted from business combinations and represents the excess amount of the consideration paid over the identifiable assets and liabilities recorded in acquisitions. We test goodwill for impairment at the reporting unit level: (i) Telecommunications and (ii) News and Advertising. The goodwill related to our Telecommunications reporting unit was recorded primarily in connection with the Cequel Acquisition in 2015 and the Cablevision Acquisition in 2016 and the goodwill related to our News and Advertising reporting unit was recorded primarily in connection with the acquisition of Cheddar Inc. in 2019.

The quantitative test for goodwill identifies potential impairment by comparing the fair value of the reporting unit with its carrying amount. If the carrying amount of the reporting unit exceeds its fair value, an impairment loss is recognized in an amount equal to that excess.

We estimate the fair value of our reporting units by considering both (i) a discounted cash flow method, which is based on the present value of projected cash flows over a discrete projection period and a terminal value, which is based on the expected normalized cash flows of the reporting units following the discrete projection period, and (ii) a market approach, which includes the use of market multiples of publicly-traded companies whose services are comparable to ours. Significant judgments in estimating the fair value of our reporting units include cash flow projections and the selection of the discount rate.

The estimates and assumptions utilized in estimating the fair value of our reporting units could have a significant impact on whether and to what extent an impairment charge is recognized. Fair value estimates are made at a specific

point in time, based on relevant information. These estimates are subjective in nature and involve uncertainties and matters of significant judgments. Changes in assumptions could significantly affect the estimates.

In 2023, we elected to perform a quantitative impairment test for our reporting units. Based on this assessment, the estimated fair value of our Telecommunications reporting unit exceeded its carrying value and no impairment was recorded. However, the carrying value of our News and Advertising reporting unit exceeded its fair value resulting in an impairment charge of \$163,055 primarily due to a decrease in projected cash flows resulting from an overall decline in the advertising market and an increase in the discount rate.

Indefinite-lived Cable Franchise Rights

Our indefinite-lived cable franchise rights represent agreements we have with state and local governments that allow us to construct and operate a cable business within a specified geographic area and allow us to solicit and service potential customers in the service areas defined by the agreements. We have concluded that our cable franchise rights have an indefinite useful life since there are no legal, regulatory, contractual, competitive, economic or other factors that limit the period over which these rights will contribute to our cash flows. For impairment testing purposes, we have concluded that our cable franchise rights are a single unit of account.

When the qualitative assessment is not used, or if the qualitative assessment is not conclusive, the impairment test for identifiable indefinite-lived intangible assets requires a comparison of the estimated fair value of the intangible asset with its carrying value. If the carrying value of the intangible asset exceeds its fair value, an impairment loss is recognized in an amount equal to that excess.

Estimates and assumptions utilized in estimating the fair value of our identifiable indefinite-lived intangible assets could have a significant impact on whether and to what extent an impairment charge is recognized. Fair value estimates are made at a specific point in time, based on relevant information. These estimates are subjective in nature and involve uncertainties and matters of significant judgments. Changes in assumptions could significantly affect the estimates.

Based on our qualitative assessment in the fourth quarter of 2023, we concluded that it was not more likely than not that the carrying amount of these assets exceeds its fair value.

Capitalization of Costs

Costs incurred in the construction of our cable systems, including line extensions to, and upgrade of, our HFC infrastructure and construction of the parallel FTTH infrastructure, are capitalized. This includes headend facilities and initial placement of the feeder cable to connect a customer that had not been previously connected. These costs consist of materials, subcontractor labor, direct consulting fees, and internal labor and related costs associated with the construction activities (including interest related to FTTH construction). Internal costs that are capitalized consist of salaries and benefits of our employees and a portion of facility costs, that supports the construction activities. Such costs are depreciated over the estimated life of our infrastructure and our headend facilities and related equipment (5 to 25 years). Costs of operating the plant and the technical facilities, including repairs and maintenance, are expensed as incurred.

Costs associated with the initial deployment of new customer premise equipment ("CPE") necessary to provide services are also capitalized. These costs include materials, subcontractor labor, internal labor, and other related costs associated with the connection activities. Departmental activities supporting the connection process are capitalized based on time-weighted activity allocations of costs. These installation costs are amortized over the estimated useful lives of the CPE. The portion of departmental costs related to disconnecting services and removing CPE from a customer, costs related to connecting CPE that has been previously connected to the network, and repair and maintenance are expensed as incurred.

Recently Issued Accounting Standards

See [Note 3](#) to the accompanying consolidated financial statements contained in "Part II. Item 8. Financial Statements and Supplementary Data" for a discussion of recently issued accounting standards.

Item 7A. Quantitative and Qualitative Disclosures About Market Risk

All dollar amounts, except per share data, included in the following discussion are presented in thousands.

Fair Value of Debt

At December 31, 2023, the fair value of our fixed rate debt, comprised of senior guaranteed and senior secured notes, senior notes, notes payable and supply chain financing of \$12,891,813 was lower than its carrying value of \$16,588,923 by \$3,697,110. The fair value of these financial instruments is estimated based on reference to quoted market prices for these or comparable securities. Our floating rate borrowings, comprised of our term loans and revolving credit facilities, bear interest in reference to current SOFR-based market rates and thus their principal values approximate fair value. The effect of a hypothetical 100 basis point decrease in interest rates prevailing at December 31, 2023 would increase the estimated fair value of our fixed rate debt by \$537,079 to \$13,428,892. This estimate is based on the assumption of an immediate and parallel shift in interest rates across all maturities.

Interest Rate Risk

To manage interest rate risk, we have from time to time entered into interest rate swap contracts to adjust the proportion of total debt that is subject to variable and fixed interest rates. Such contracts effectively fix the borrowing rates on floating rate debt to provide an economic hedge against the risk of rising rates and/or effectively convert fixed rate borrowings to variable rates to permit us to realize lower interest expense in a declining interest rate environment. We monitor the financial institutions that are counterparties to our interest rate swap contracts and we only enter into interest rate swap contracts with financial institutions that are rated investment grade. All such contracts are carried at their fair market values on our consolidated balance sheets, with changes in fair value reflected in the consolidated statements of operations. See [Note 12](#) to our consolidated financial statements for a summary of interest rate swap contracts outstanding at December 31, 2023. Our outstanding interest rate swap contracts are not designated as hedges for accounting purposes. Accordingly, the changes in the fair value of these interest rate swap contracts are recorded through the statements of operations. For the year ended December 31, 2023, we recorded a gain on interest rate swap contracts of \$32,664, and had a fair value at December 31, 2023 of \$112,914 recorded as other assets, long-term on the consolidated balance sheet.

As of December 31, 2023, we did not hold and have not issued derivative instruments for trading or speculative purposes.

Item 8. Financial Statements and Supplementary Data

For information required by Item 8, refer to the Index to Financial Statements on page F-1.

Item 9. Changes in and Disagreements with Accountants on Accounting and Financial Disclosure

None.

Item 9A. Controls and Procedures

Evaluation of Disclosure Controls and Procedures

An evaluation was carried out under the supervision and with the participation of Altice USA's management, including our Chief Executive Officer and Chief Financial Officer, of the effectiveness of the design and operation of our disclosure controls and procedures (as defined under SEC rules). Based upon that evaluation, the Chief Executive Officer and Chief Financial Officer concluded that the design and operation of these disclosure controls and procedures were effective as of December 31, 2023.

Management's Annual Report on Internal Control Over Financial Reporting

Management is responsible for establishing and maintaining effective internal control over financial reporting as defined in Rules 13a-15(f) under the Securities Exchange Act of 1934, as amended. Our internal control over financial reporting is a process designed under the supervision of our Chief Executive Officer and Chief Financial Officer to provide reasonable assurance to our management and Board of Directors regarding the reliability of financial reporting and the preparation of our external financial statements, including estimates and judgments, in accordance with accounting principles generally accepted in the United States of America.

Because of its inherent limitations, internal control over financial reporting may not prevent or detect misstatements. Therefore, even those internal controls determined to be effective can provide only reasonable assurance with respect to financial statement preparation and presentation. Also, the evaluation of the effectiveness of internal control over financial reporting was made as of a specific date, and continued effectiveness in future periods is subject to the risks that controls may become inadequate because of changes in conditions or that the degree of compliance with the policies and procedures may decline.

Management conducted an assessment of the effectiveness of our internal control over financial reporting based on the framework established in *Internal Control-Integrated Framework* issued by the Committee of Sponsoring Organizations of the Treadway Commission (COSO) (2013 framework). Based on this assessment, management concluded that our internal control over financial reporting was effective as of December 31, 2023.

Audit Report of the Independent Registered Public Accounting Firm

The effectiveness of our internal control over financial reporting as of December 31, 2023 has been audited by KPMG LLP, an independent registered public accounting firm, as stated in their audit report on our internal control over financial reporting appearing on page F-2.

Changes in Internal Control

During the year ended December 31, 2023, there were no changes in our internal control over financial reporting that materially affected or are reasonably likely to materially affect our internal control over financial reporting.

Item 9B. Other Information

Rule 10b5-1 and Non-Rule 10b5-1 Trading Arrangements by Our Directors and Officers

During the annual period covered by this Annual Report, none of the Company's directors or officers (as defined in Rule 16a-1(f) of the Securities Exchange Act of 1934, as amended) adopted, terminated or modified Rule 10b5-1 or non-Rule 10b5-1 trading arrangements (as defined under Item 408 of Regulation S-K).

Item 9C. Disclosure Regarding Foreign Jurisdictions that Prevent Inspections

Not applicable.

PART III

Information required under Item 10, Directors, Executive Officers and Corporate Governance, Item 11, Executive Compensation, Item 12, Security Ownership of Certain Beneficial Owners and Management and Related Stockholder Matters, Item 13, Certain Relationships and Related Transactions, and Director Independence and Item 14, Principal Accountant Fees and Services, is hereby incorporated by reference from the Company's definitive proxy statement for its Annual Meeting of Stockholders or, if such definitive proxy statement is not filed with the Securities and Exchange Commission within 120 days after the close of our fiscal year, an amendment to this Annual Report on Form 10-K filed under cover of Form 10-K/A.

PART IV

Item 15. Exhibits and Financial Statement Schedules

- (a) The following documents are filed as part of this report:
- i. The financial statements as indicated in the index set forth on page F-1.
 - ii. Financial statement schedules have been omitted, since they are either not applicable, not required or the information is included elsewhere herein.
 - iii. The Index to Exhibits is on page [70](#).

EXHIBIT INDEX

Exhibit No.	Exhibit Description
3.1	Form of Third Amended and Restated Certificate of Incorporation of the Company (incorporated herein by reference to Exhibit 3.3 of the Company's Registration Statement on Form S-1/A (File No. 333-222475) filed on May 21, 2018)
3.2	Form of Second Amended and Restated Bylaws of the Company (incorporated herein by reference to Exhibit 3.4 of the Company's Registration Statement on Form S-1/A (File No. 333-222475) filed on May 21, 2018)
4.1 +	Specimen Class A Common Stock Certificate
4.2 +	Specimen Class B Common Stock Certificate
4.3	Amended and Restated Stockholders and Registration Rights Agreement, dated June 7, 2018, by and among Altice USA, Inc. and the stockholders party thereto (incorporated herein by reference to Exhibit 4.1 of the Company's Current Report on Form 8-K (File No. 001-38126) filed on June 13, 2018)
4.4	Amended and Restated Stockholder Agreement, dated as of August 2, 2023, by and between Altice USA, Inc. and Next Alt S.à r.l. (incorporated herein by reference to Exhibit 4.1 of the Company's Form 10-Q (File No. 001-38126) filed on August 3, 2023)
4.5	Indenture, dated as of April 2, 2010, relating to Cablevision's senior debt securities (incorporated herein by reference to Exhibit 4.4 of the Company's Registration Statement on Form S-1/A (File No. 333-217240) filed on May 16, 2017)
4.6	Second Supplemental Indenture, dated as of September 27, 2012, to the Indenture dated as of April 2, 2010, relating to Cablevision's ⁷/₈% Senior Notes due 2022 (incorporated herein by reference to Exhibit 4.6 of the Company's Registration Statement on Form S-1/A (File No. 333-217240) filed on May 16, 2017)
4.7	Indenture, dated as of November 15, 2011, relating to CSC Holdings' ⁶/₄% Senior Notes due 2021 and ⁶/₄% Series B Senior Notes due 2021 (incorporated herein by reference to Exhibit 4.10 of the Company's Registration Statement on Form S-1/A (File No. 333-217240) filed on May 16, 2017)
4.8	Indenture, dated as of May 23, 2014, relating to CSC Holdings' ⁵/₄% Senior Notes due 2024 and ⁵/₄% Series B Senior Notes due 2024 (incorporated herein by reference to Exhibit 4.11 of the Company's Registration Statement on Form S-1/A (File No. 333-217240) filed on May 16, 2017)
4.9	Indenture, dated as of September 23, 2016, relating to CSC Holdings' ⁵/₂% Senior Guaranteed Notes due 2027 (incorporated herein by reference to Exhibit 4.16 of the Company's Registration Statement on Form S-1/A (File No. 333-217240) filed on May 16, 2017)
4.10	Indenture, dated as of January 29, 2018, relating to CSC Holdings, LLC's 5.375% Senior Notes due 2028 (incorporated herein by reference to Exhibit 4.1 of the Company's Current Report on Form 8-K (File No. 001-38126) filed on February 2, 2018)
4.11	Indenture, dated as of April 5, 2018, relating to Cequel Communications Holdings I, LLC's and Cequel Capital Corporation's 7.500% Senior Notes due 2028 (incorporated herein by reference to Exhibit 4.1 of the Company's Current Report on Form 8-K (File No. 001-38126) filed on April 6, 2018)
4.12	2028 Supplemental Indenture, dated as of October 17, 2018, between Cequel Communications Holdings I, LLC and Cequel Capital Corporation, as Co-Issuers and Deutsche Bank Trust Company Americas, as Trustee (incorporated herein by reference to Exhibit 4.4 of the Company's Current Report on Form 8-K (File No. 001-38126) filed on October 19, 2018)
4.13	Senior Guaranteed Notes Indenture, dated as of November 27, 2018, between, inter alios, CSC Holdings, LLC, as Issuer and Deutsche Bank Trust Company Americas, as Trustee (incorporated herein by reference to Exhibit 4.1 of the Company's Current Report on Form 8-K (File No. 001-38126) filed on November 28, 2018)
4.14	Senior Notes Indenture, dated as of November 27, 2018, between, inter alios, CSC Holdings, LLC, as Issuer and Deutsche Bank Trust Company Americas, as Trustee (incorporated herein by reference to Exhibit 4.2 of the Company's Current Report on Form 8-K (File No. 001-38126) filed on November 28, 2018)
4.15	Supplemental Indenture dated as of November 27, 2018, between, inter alios, CSC, as issuer, the guarantors (named therein) and Deutsche Bank Trust Company Americas, as trustee, to the 2016 Senior Guaranteed Notes Indenture (incorporated herein by reference to Exhibit 4.4 of the Company's Current Report on Form 8-K (File No. 001-38126) filed on November 28, 2018)

Exhibit No.	Exhibit Description
4.16	Supplemental Indenture dated as of November 27, 2018, between, <i>inter alios</i> , CSC, as issuer, the guarantors (named therein) and Deutsche Bank Trust Company Americas, as trustee, to the 2018 Senior Guaranteed Notes Indenture (incorporated herein by reference to Exhibit 4.5 of the Company's Current Report on Form 8-K (File No. 001-38126) filed on November 28, 2018)
4.17	Joinder Agreement dated as of November 27, 2018, between, <i>inter alios</i> , the additional guarantors (named therein) to the Facility Guaranty (incorporated herein by reference to Exhibit 4.6 of the Company's Current Report on Form 8-K (File No. 001-38126) filed on November 28, 2018)
4.18	Joinder Agreement dated as of November 27, 2018, between, <i>inter alios</i> , the additional pledgors (named therein) to the Pledge Agreement (incorporated herein by reference to Exhibit 4.7 of the Company's Current Report on Form 8-K (File No. 001-38126) filed on November 28, 2018)
4.19	Indenture, dated as of January 31, 2019 between CSC Holdings, LLC, as Issuer, and Deutsche Bank Trust Company Americas, as Trustee (incorporated herein by reference to Exhibit 4.1 of the Company's Current Report on Form 8-K (File No. 001-38126) filed on February 5, 2019)
4.20	Indenture, dated as of July 10, 2019 between CSC Holdings, LLC, as Issuer, and Deutsche Bank Trust Company Americas, as Trustee (incorporated herein by reference to Exhibit 4.1 of the Company's Current Report on Form 8-K (File No. 001-38126) filed on July 12, 2019)
4.21	Supplemental Indenture, dated as of November 1, 2019, between, <i>inter alios</i> , CSC Holdings, LLC as successor issuer, Cablevision Systems Corporation as original issuer and U.S. Bank National Association, as Trustee, to the Cablevision 2022 Notes Indenture (incorporated herein by reference to Exhibit 4.1 of the Company's Current Report on Form 8-K (File No. 001-38126) filed on November 4, 2019)
4.22	Description of common stock registered pursuant to Section 12 of the Securities Exchange Act of 1934 (incorporated herein by reference to Exhibit 4.43 of the Company's Annual Report on Form 10-K (File No. 001-38126) filed on February 14, 2020)
4.23	Senior Notes Indenture, dated as of June 16, 2020 between CSC Holdings, LLC as Issuer, and Deutsche Bank Trust Company Americas, as Trustee (incorporated herein by reference to Exhibit 4.1 of the Company's Current Report on Form 8-K (File No. 001-38126) filed on June 16, 2020)
4.24	Senior Guaranteed Notes Indenture, dated as of June 16, 2020 between, <i>inter alios</i> , CSC Holdings, LLC as Issuer, the Guarantors set forth therein and Deutsche Bank Trust Company Americas, as Trustee (incorporated herein by reference to Exhibit 4.2 of the Company's Current Report on Form 8-K (File No. 001-38126) filed on June 16, 2020)
4.25	Senior Guaranteed Notes Indenture, dated as of August 17, 2020 between <i>inter alios</i> , CSC Holdings, LLC, as Issuer, the Guarantors set forth therein and Deutsche Bank Trust Company Americas, as trustee (incorporated herein by reference to Exhibit 4.6 of the Company's Quarterly Report on Form 10-Q (File No. 001-38126) filed on October 30, 2020).
4.26	Senior Notes Indenture, dated as of September 29, 2020 between Cablevision Lightpath LLC as Issuer, and Deutsche Bank Trust Company Americas, as Trustee (incorporated herein by reference to Exhibit 4.1 of the Company's Current Report on Form 8-K (File No. 001-38126) filed on October 1, 2020)
4.27	Senior Secured Notes Indenture, dated as of September 29, 2020 between Cablevision Lightpath LLC, as Issuer, and Deutsche Bank Trust Company Americas, as trustee (incorporated herein by reference to Exhibit 4.2 of the Company's Current Report on Form 8-K (File No. 001-38126) filed on October 1, 2020)
4.28	Senior Notes Indenture, dated as of May 13, 2021 between CSC Holdings, LLC as Issuer, and Deutsche Bank Trust Company Americas, as Trustee. (incorporated herein by reference to Exhibit 4.1 of the Company's Current Report on Form 8-K (File No. 001-38126) filed on May 13, 2021)
4.29	Senior Guaranteed Notes Indenture, dated as of May 13, 2021 between, <i>inter alios</i> , CSC Holdings, LLC as Issuer, the Guarantors set forth therein and Deutsche Bank Trust Company Americas, as Trustee. (incorporated herein by reference to Exhibit 4.2 of the Company's Current Report on Form 8-K (File No. 001-38126) filed on May 13, 2021)
4.30	Senior Guaranteed Notes Indenture, dated as of April 25, 2023 between, <i>inter alios</i> , CSC Holdings, LLC as Issuer, the Guarantors set forth therein and Deutsche Bank Trust Company Americas, as Trustee. (incorporated herein by reference to Exhibit 4.2 of the Company's Current Report on Form 8-K (File No. 001-38126) filed on April 27, 2023)
4.31	Senior Guaranteed Notes Indenture, dated as of January 25, 2024, among, CSC Holdings, LLC as Issuer, the Guarantors set forth therein and Deutsche Bank Trust Company Americas, as Trustee, Paying Agent, Transfer Agent and Registrar. (incorporated herein by reference to Exhibit 4.2 of the Company's Current Report on Form 8-K (File No. 001-38126) filed on January 25, 2024)

Exhibit No.	Exhibit Description
10.1	<u>Credit Agreement, dated as of October 9, 2015, by and among CSC Holdings, LLC (as successor by merger to Neptune Finco Corp.), as borrower, certain lenders party thereto, JPMorgan Chase Bank, N.A., as administrative agent and security agent, Barclays Bank plc and BNP Paribas Securities Corp., as co-syndication agents, Credit Agricole Corporate and Investment Bank, Deutsche Bank Securities Inc., Royal Bank of Canada, Societe Generale, TD Securities (USA) LLC and the Bank of Nova Scotia, as co-documentation agents, and J.P. Morgan Securities LLC, Barclays Bank plc, BNP Paribas Securities Corp., Credit Agricole Corporate and Investment Bank, Deutsche Bank Securities Inc., Royal Bank of Canada, Societe Generale, TD Securities (USA) LLC and The Bank of Nova Scotia, as joint bookrunners and lead arrangers (incorporated herein by reference to Exhibit 10.1 of the Company's Registration Statement on Form S-1/A (File No. 333-217240) filed on May 16, 2017)</u>
10.2	<u>First Amendment to Credit Agreement, dated as of June 20, 2016 (incorporated herein by reference to Exhibit 10.2 of the Company's Registration Statement on Form S-1/A (File No. 333-217240) filed on May 16, 2017)</u>
10.3	<u>Incremental Loan Assumption Agreement, dated as of June 21, 2016 (incorporated herein by reference to Exhibit 10.3 of the Company's Registration Statement on Form S-1/A (File No. 333-217240) filed on May 16, 2017)</u>
10.4	<u>Incremental Loan Assumption Agreement, dated as of July 21, 2016 (incorporated herein by reference to Exhibit 10.4 of the Company's Registration Statement on Form S-1/A (File No. 333-217240) filed on May 16, 2017)</u>
10.5	<u>Second Amendment to Credit Agreement (Extension Amendment), dated as of September 9, 2016 (incorporated herein by reference to Exhibit 10.5 of the Company's Registration Statement on Form S-1/A (File No. 333-217240) filed on May 16, 2017)</u>
10.6	<u>Third Amendment to Credit Agreement (Extension Amendment, Incremental Loan Assumption Agreement & Assignment and Acceptance), dated as of December 9, 2016 (incorporated herein by reference to Exhibit 10.6 of the Company's Registration Statement on Form S-1/A (File No. 333-217240) filed on May 16, 2017)</u>
10.7	<u>Fourth Amendment to Credit Agreement (Incremental Loan Assumption Agreement & Refinancing Amendment), dated as of March 15, 2017 (incorporated herein by reference to Exhibit 10.7 of the Company's Registration Statement on Form S-1/A (File No. 333-217240) filed on May 16, 2017)</u>
10.8	<u>Facility Guaranty, dated as of June 21, 2016, by and among the guarantors party thereto and JPMorgan Chase Bank, N.A. (incorporated herein by reference to Exhibit 10.8 of the Company's Registration Statement on Form S-1/A (File No. 333-217240) filed on May 16, 2017)</u>
10.9	<u>Pledge Agreement, dated as of June 21, 2016, by and among CSC Holdings, LLC, certain pledgors party thereto and JPMorgan Chase Bank, N.A. (incorporated herein by reference to Exhibit 10.9 of the Company's Registration Statement on Form S-1/A (File No. 333-217240) filed on May 16, 2017)</u>
10.10	<u>Fifth Amendment to Credit Agreement, dated as of January 12, 2018, by and among the Borrower, the Additional Lenders and Lead Arrangers party thereto and JPMorgan Chase Bank, N.A. as Administrative Agent (incorporated herein by reference to Exhibit 10.1 of the Company's Current Report on Form 8-K (File No. 001-38126) filed on January 16, 2018)</u>
10.11	<u>Sixth Amendment, dated as of October 15, 2018, between, inter alios, CSC Holdings, LLC as Borrower, Goldman Sachs Bank USA as Additional Lender and JPMorgan Chase Bank, N.A. as Administrative Agent (incorporated herein by reference to Exhibit 4.11 of the Company's Current Report on Form 8-K (File No. 001-38126) filed on October 19, 2018)</u>
10.12	<u>Seventh Amendment to Credit Agreement, dated as of January 24, 2019, by and among the Borrower, each of the other Loan Parties, the Lenders and JPMorgan Chase Bank, N.A. as the Administrative Agent (incorporated herein by reference to Exhibit 10.1 of the Company's Current Report on Form 8-K (File No. 001-38126) filed on January 30, 2019)</u>
10.13	<u>Eighth Amendment to Credit Agreement, dated as of February 7, 2019, by and among the Borrower, each of the other Loan Parties, the February 2019 Incremental Term Loan Lenders party thereto and JPMorgan Chase Bank, N.A. as the Administrative Agent (incorporated herein by reference to Exhibit 10.1 of the Company's Current Report on Form 8-K (File No. 001-38126) filed on February 8, 2019)</u>

<u>Exhibit No.</u>	<u>Exhibit Description</u>
10.14	Eleventh Amendment to Credit Agreement, dated as of October 3, 2019, by and among the Borrower, each of the other Loan Parties, the Additional Lenders party thereto and JPMorgan Chase Bank, N.A. as the Administrative Agent (incorporated herein by reference to Exhibit 10.1 of the Company's Current Report on Form 8-K (File No. 001-38126) filed on October 7, 2019)
10.15	Twelfth Amendment to Credit Agreement, dated as of July 13, 2022, by and among the Borrower, each of the other Loan Parties, the Lenders party thereto and JPMorgan Chase Bank, N.A. as the Administrative Agent. (incorporated herein by reference to Exhibit 10.1 of the Company's Current Report on Form 8-K (File No. 001-38126) filed on July 13, 2022)
10.16	Thirteenth Amendment to Credit Agreement, dated as of December 19, 2022, by and among the Borrower, each of the other Loan Parties, the Lenders party thereto and JPMorgan Chase Bank, N.A. as the Administrative Agent. (incorporated herein by reference to Exhibit 10.1 of the Company's Current Report on Form 8-K (File No. 001-38126) filed on December 19, 2022)
10.17	Credit Agreement, dated as of September 29, 2020 between Cablevision Lightpath LLC, as Borrower, the Lenders party thereto, Goldman Sachs Bank USA as administrative agent and Deutsche Bank Trust Company Americas as collateral agent (incorporated herein by reference to Exhibit 4.3 of the Company's Current Report on Form 8-K (File No. 001-38126) filed on October 1, 2020)
10.18	First Amendment to Credit Agreement, dated as of June 20, 2023 between Cablevision Lightpath LLC, as Borrower, and Goldman Sachs Bank USA as administrative agent for the Lenders (incorporated herein by reference to Exhibit 10.1 of the Company's Form 10-Q (File No. 001-38126) filed on August 3, 2023)
10.19	Altice USA Short Term Incentive Compensation Plan (incorporated herein by reference to Exhibit 10.21 of the Company's Registration Statement on Form S-1/A (File No. 333-217240) filed on June 12, 2017)
10.20	Altice USA 2017 Long Term Incentive Plan, as amended (incorporated herein by reference to Exhibit 99.1 of the Company's Registration Statement on Form S-8 (File No. 333-228907) filed on December 19, 2018)
10.21	Altice USA 2017 Long Term Incentive Plan, Form of Nonqualified Stock Option Award Agreement (incorporated herein by reference to Exhibit 99.1 of the Company's Current Report on Form 8-K (File No. 001-38126) filed on January 3, 2018)
10.22	Altice USA 2017 Long Term Incentive Plan, Form of Performance-Based Nonqualified Stock Option Award Agreement (incorporated herein by reference to Exhibit 10.25 of the Company's Annual Report on Form 10-K (File No. 001-38126) filed on March 6, 2018)
10.23	Master Separation Agreement, dated as of May 18, 2018, by and between Altice USA, Inc. and Altice N.V.(incorporated herein by reference to Exhibit 10.25 of the Company's Registration Statement on Form S-1/A (File No. 333-222475) filed on May 21, 2018)
10.24	Transition Agreement and Separation Agreement, dated April 8, 2019, by and between Altice USA, Inc. and David Connolly (incorporated herein by reference to Exhibit 10.1 of the Company's Quarterly Report on Form 10-Q (File No. 001-38126) filed on July 31, 2019)
10.25	Separation Agreement, dated October 28, 2019, by and between Altice USA, Inc. and Charles Stewart (incorporated herein by reference to Exhibit 10.21 of the Company's Annual Report on Form 10-K (File No. 001-38126) filed on February 14, 2020)
10.26	Restriction Agreement, dated December 31, 2019, by and between Altice USA, Inc. and Dexter Goei (incorporated herein by reference to Exhibit 10.22 of the Company's Annual Report on Form 10-K (File No. 001-38126) filed on February 14, 2020)
10.27	Altice USA 2017 Long Term Incentive Plan, Form of Nonqualified Stock Option Award Agreement (incorporated herein by reference to Exhibit 99.1 of the Company's Form 10-Q (File No. 001-38126) filed on May 1, 2020)
10.28	Altice USA 2017 Long Term Incentive Plan, Form of Performance-Based Nonqualified Stock Option Award Agreement (incorporated herein by reference to Exhibit 99.2 of the Company's Form 10-Q (File No. 001-38126) filed on May 1, 2020)
10.29	Altice USA 2017 Long Term Incentive Plan, Form of Cash Performance Award Agreement (incorporated herein by reference to Exhibit 10.1of the Company's Current Report on Form 8-K (File No. 001-38126) filed on March 22, 2023)
10.30	Form of Restricted Stock Unit Award Agreement for Replacement Awards under the Amended and Restated Altice USA 2017 Long Term Incentive Plan, as amended (incorporated herein by reference to Exhibit (a)(1)(K) to the Company's Tender Offer Statement on Schedule TO (File No. 005-90339) filed on January 23, 2023)

Exhibit No.	Exhibit Description
10.31	Form of Deferred Cash-Denominated Award Agreement for Replacement Awards under the Amended and Restated Altice USA 2017 Long Term Incentive Plan, as amended (incorporated herein by reference to Exhibit (a)(1)(L) to the Company's Tender Offer Statement on Schedule TO (File No. 005-90339) filed on January 23, 2023)
10.32	Altice USA 2017 Long Term Incentive Plan, as amended (incorporated herein by reference to Exhibit 99.1 of the Company's Form S-8 (File No. 333-239085) filed on June 10, 2020)
10.33	Altice USA 2017 Long Term Incentive Plan, Form of Nonqualified Stock Option Award Agreement (incorporated herein by reference to Exhibit 10.1 of the Company's Current Report on Form 8-K (File No. 001-38126) filed on December 30, 2021)
10.34	Altice USA 2017 Long Term Incentive Plan, Form of Restricted Stock Unit Award Agreement (incorporated herein by reference to Exhibit 10.2 of the Company's Current Report on Form 8-K (File No. 001-38126) filed on December 30, 2021)
10.35	Executive Employment Agreement, dated September 7, 2022, by and between Altice USA, Inc. and Dennis Mathew. (incorporated herein by reference to Exhibit 10.1 of the Company's Form 10-Q (File No. 001-38126) filed on November 2, 2022)
10.36	Transition Agreement, dated February 22, 2023, between Altice USA, Inc. and Dexter Goei. (incorporated herein by reference to Exhibit 10.2 of the Company's Form 10-Q (File No. 001-38126) filed on November 2, 2022)
10.37	Executive Employment Agreement, dated February 5, 2023, by and between Altice USA, Inc. and Marc Sirota, as amended February 22, 2023 (incorporated herein by reference to Exhibit 10.1 of the Company's Form 10-Q (File No. 001-38126) filed on May 3, 2023)
10.38	Transition Agreement, dated February 22, 2023, between Altice USA, Inc. and Michael Grau (incorporated herein by reference to Exhibit (d)(9) to the Company's Amendment No. 1 to Tender Offer Statement on Schedule TO (File No. 005-90339) filed on February 22, 2023).
10.39	Separation Agreement, dated March 22, 2023, between Altice USA, Inc. and Dexter Goei (incorporated herein by reference to Exhibit 103 of the Company's Form 10-Q (File No. 001-38126) filed on May 3, 2023)
21*	List of subsidiaries of the Registrant
23.1*	Consent of Independent Registered Public Accounting Firm.
31.1*	Section 302 Certification of the CEO.
31.2*	Section 302 Certification of the CFO.
32*	Section 906 Certifications of the CEO and CFO.
97*	Altice USA, Inc. Dodd-Frank Clawback Policy
101	The following financial statements of Altice USA, Inc. included in the Altice USA Form 10-K for the year ended December 31, 2023, filed with the Securities and Exchange Commission on February 14, 2024, formatted in iXBRL (inline eXtensible Business Reporting Language): (i) the Consolidated Balance Sheets; (ii) the Consolidated Statements of Operations; (iii) the Consolidated Statements of Comprehensive Income; (iv) the Consolidated Statements of Stockholders' Deficiency; (v) the Consolidated Statements of Cash Flows; and (vi) the Combined Notes to Consolidated Financial Statements.
104*	The cover page from this annual report on Form 10-K formatted in Inline XBRL.

+ Shares of Class A common stock and Class B common stock of the Company are issued in uncertificated form. Therefore, the Company has not filed specimen Class A common stock or Class B common stock certificates. Reference is made to Exhibits 3.1 and 3.2 hereto.

* Filed herewith.

Item 16. Form 10-K Summary

None.

SIGNATURES

Pursuant to the requirements of the Securities Exchange Act of 1934, as amended, the Registrant has duly caused this report to be signed on its behalf by the undersigned, thereunto duly authorized on the 14th day of February, 2024.

Altice USA, Inc.

By: /s/ Marc Sirota
Name: Marc Sirota
Title: Chief Financial Officer

POWER OF ATTORNEY

KNOW ALL MEN BY THESE PRESENTS, that each person whose signature appears below constitutes and appoints Marc Sirota and Michael E. Olsen, and each of them, his true and lawful attorneys-in-fact and agents, with full power of substitution and resubstitution, for him in his name, place and stead, in any and all capacities, to sign this report, and file the same, with all exhibits thereto, and other documents in connection therewith, with the Securities and Exchange Commission, granting unto said attorneys-in-fact and agents, full power and authority to do and perform each and every act and thing requisite and necessary to be done as fully to all intents and purposes as he might or could do in person, hereby ratifying and confirming all that said attorneys-in-fact and agents or any of them may lawfully do or cause to be done by virtue hereof.

Pursuant to the requirements of the Securities Exchange Act of 1934, as amended, this report has been signed below by the following persons in the capacities and on the dates indicated on behalf of the Registrant.

<u>Signature</u>	<u>Title</u>	<u>Date</u>
<u>/s/ Dennis Mathew</u> Dennis Mathew	Chairman and Chief Executive Officer (Principal Executive Officer)	February 14, 2024
<u>/s/ Marc Sirota</u> Marc Sirota	Chief Financial Officer (Principal Financial Officer)	February 14, 2024
<u>/s/ Maria Bruzzese</u> Maria Bruzzese	Senior Vice President and Chief Accounting Officer (Principal Accounting Officer)	February 14, 2024
<u>/s/ David Drahi</u> David Drahi	Director	February 14, 2024
<u>/s/ Patrick Drahi</u> Patrick Drahi	Director	February 14, 2024
<u>/s/ Dexter Goei</u> Dexter Goei	Director	February 14, 2024
<u>/s/ Mark Mullen</u> Mark Mullen	Director	February 14, 2024
<u>/s/ Dennis Okhuijsen</u> Dennis Okhuijsen	Director	February 14, 2024
<u>/s/ Susan C. Schnabel</u> Susan C. Schnabel	Director	February 14, 2024
<u>/s/ Charles Stewart</u> Charles Stewart	Director	February 14, 2024
<u>/s/ Raymond Svider</u> Raymond Svider	Director	February 14, 2024

INDEX TO FINANCIAL STATEMENTS

	<u>Page</u>
<u>Reports of Independent Registered Public Accounting Firm</u>	<u>F-2</u>
Auditor Name: KPMG LLP	
Auditor Location: New York, New York	
Auditor Firm ID: 185	
ALTICE USA, INC. AND SUBSIDIARIES	
Consolidated Financial Statements	
<u>Consolidated Balance Sheets - December 31, 2023 and 2022</u>	<u>F-7</u>
<u>Consolidated Statements of Operations - years ended December 31, 2023, 2022 and 2021</u>	<u>F-8</u>
<u>Consolidated Statements of Comprehensive Income - years ended December 31, 2023, 2022 and 2021</u>	<u>F-9</u>
<u>Consolidated Statements of Stockholders' Deficiency - years ended December 31, 2023, 2022 and 2021</u>	<u>F-10</u>
<u>Consolidated Statements of Cash Flows - years ended December 31, 2023, 2022 and 2021</u>	<u>F-13</u>
<u>Combined Notes to Consolidated Financial Statements</u>	<u>F-19</u>
Supplemental Financial Statements Furnished:	
CSC HOLDINGS, INC. AND SUBSIDIARIES	
Consolidated Financial Statements	
<u>Consolidated Balance Sheets - December 31, 2023 and 2022</u>	<u>F-14</u>
<u>Consolidated Statements of Operations - years ended December 31, 2023, 2022 and 2021</u>	<u>F-15</u>
<u>Consolidated Statements of Comprehensive Income - years ended December 31, 2023, 2022 and 2021</u>	<u>F-16</u>
<u>Consolidated Statements of Member's Deficiency - years ended December 31, 2023, 2022 and 2021</u>	<u>F-17</u>
<u>Consolidated Statements of Cash Flows - years ended December 31, 2023, 2022 and 2021</u>	<u>F-18</u>
<u>Combined Notes to Consolidated Financial Statements</u>	<u>F-19</u>

Report of Independent Registered Public Accounting Firm

To the Stockholders and Board of Directors
Altice USA, Inc.

Opinion on Internal Control Over Financial Reporting

We have audited Altice USA, Inc. and subsidiaries' (the Company) internal control over financial reporting as of December 31, 2023, based on criteria established in *Internal Control – Integrated Framework (2013)* issued by the Committee of Sponsoring Organizations of the Treadway Commission. In our opinion, the Company maintained, in all material respects, effective internal control over financial reporting as of December 31, 2023, based on criteria established in *Internal Control – Integrated Framework (2013)* issued by the Committee of Sponsoring Organizations of the Treadway Commission.

We also have audited, in accordance with the standards of the Public Company Accounting Oversight Board (United States) (PCAOB), the consolidated balance sheets of the Company as of December 31, 2023 and 2022, the related consolidated statements of operations, comprehensive income, stockholders' (deficiency), and cash flows for each of the years in the three-year period ended December 31, 2023, and the related notes (collectively, the consolidated financial statements), and our report dated February 14, 2024 expressed an unqualified opinion on those consolidated financial statements.

Basis for Opinion

The Company's management is responsible for maintaining effective internal control over financial reporting and for its assessment of the effectiveness of internal control over financial reporting, included in the accompanying Management's Annual Report on Internal Control Over Financial Reporting. Our responsibility is to express an opinion on the Company's internal control over financial reporting based on our audit. We are a public accounting firm registered with the PCAOB and are required to be independent with respect to the Company in accordance with the U.S. federal securities laws and the applicable rules and regulations of the Securities and Exchange Commission and the PCAOB.

We conducted our audit in accordance with the standards of the PCAOB. Those standards require that we plan and perform the audit to obtain reasonable assurance about whether effective internal control over financial reporting was maintained in all material respects. Our audit of internal control over financial reporting included obtaining an understanding of internal control over financial reporting, assessing the risk that a material weakness exists, and testing and evaluating the design and operating effectiveness of internal control based on the assessed risk. Our audit also included performing such other procedures as we considered necessary in the circumstances. We believe that our audit provides a reasonable basis for our opinion.

Definition and Limitations of Internal Control Over Financial Reporting

A company's internal control over financial reporting is a process designed to provide reasonable assurance regarding the reliability of financial reporting and the preparation of financial statements for external purposes in accordance with generally accepted accounting principles. A company's internal control over financial reporting includes those policies and procedures that (1) pertain to the maintenance of records that, in reasonable detail, accurately and fairly reflect the transactions and dispositions of the assets of the company; (2) provide reasonable assurance that transactions are recorded as necessary to permit preparation of financial statements in accordance with generally accepted accounting principles, and that receipts and expenditures of the company are being made only in accordance with authorizations of management and directors of the company; and (3) provide reasonable assurance regarding prevention or timely detection of unauthorized acquisition, use, or disposition of the company's assets that could have a material effect on the financial statements.

Because of its inherent limitations, internal control over financial reporting may not prevent or detect misstatements. Also, projections of any evaluation of effectiveness to future periods are subject to the risk that controls may become inadequate because of changes in conditions, or that the degree of compliance with the policies or procedures may deteriorate.

/s/ KPMG LLP

New York, New York
February 14, 2024

Report of Independent Registered Public Accounting Firm

To the Stockholders and Board of Directors
Altice USA, Inc.:

Opinion on the Consolidated Financial Statements

We have audited the accompanying consolidated balance sheets of Altice USA, Inc. and subsidiaries (the Company) as of December 31, 2023 and 2022, the related consolidated statements of operations, comprehensive income, stockholders' (deficiency), and cash flows for each of the years in the three-year period ended December 31, 2023, and the related notes (collectively, the consolidated financial statements). In our opinion, the consolidated financial statements present fairly, in all material respects, the financial position of the Company as of December 31, 2023 and 2022, and the results of its operations and its cash flows for each of the years in the three-year period ended December 31, 2023, in conformity with U.S. generally accepted accounting principles.

We also have audited, in accordance with the standards of the Public Company Accounting Oversight Board (United States) (PCAOB), the Company's internal control over financial reporting as of December 31, 2023, based on criteria established in *Internal Control – Integrated Framework (2013)* issued by the Committee of Sponsoring Organizations of the Treadway Commission, and our report dated February 14, 2024 expressed an unqualified opinion on the effectiveness of the Company's internal control over financial reporting.

Basis for Opinion

These consolidated financial statements are the responsibility of the Company's management. Our responsibility is to express an opinion on these consolidated financial statements based on our audits. We are a public accounting firm registered with the PCAOB and are required to be independent with respect to the Company in accordance with the U.S. federal securities laws and the applicable rules and regulations of the Securities and Exchange Commission and the PCAOB.

We conducted our audits in accordance with the standards of the PCAOB. Those standards require that we plan and perform the audit to obtain reasonable assurance about whether the consolidated financial statements are free of material misstatement, whether due to error or fraud. Our audits included performing procedures to assess the risks of material misstatement of the consolidated financial statements, whether due to error or fraud, and performing procedures that respond to those risks. Such procedures included examining, on a test basis, evidence regarding the amounts and disclosures in the consolidated financial statements. Our audits also included evaluating the accounting principles used and significant estimates made by management, as well as evaluating the overall presentation of the consolidated financial statements. We believe that our audits provide a reasonable basis for our opinion.

Critical Audit Matter

The critical audit matter communicated below is a matter arising from the current period audit of the consolidated financial statements that was communicated or required to be communicated to the audit committee and that: (1) relates to accounts or disclosures that are material to the consolidated financial statements and (2) involved our especially challenging, subjective, or complex judgments. The communication of a critical audit matter does not alter in any way our opinion on the consolidated financial statements, taken as a whole, and we are not, by communicating the critical audit matter below, providing a separate opinion on the critical audit matter or on the accounts or disclosures to which it relates.

Evaluation of Goodwill for Impairment

As discussed in Note 10 to the consolidated financial statements, the Company's goodwill balance as of December 31, 2023, was \$8,045 million. The Company assesses recoverability of goodwill at the reporting unit level annually, or more frequently whenever events or changes in circumstances indicate that the carrying amount of a reporting unit more likely than not exceeds its fair value. The Company recognized an impairment charge of \$163.1 million for the year ended December 31, 2023, relating to its News and Advertising reporting unit, as its carrying value exceeded its fair value. There was no impairment recognized related to the Telecommunications reporting unit.

We identified the evaluation of goodwill for impairment for the News and Advertising and Telecommunications reporting units as a critical audit matter. Challenging auditor judgment and involvement of valuation professionals with specialized skills and knowledge were required to evaluate certain assumptions used to estimate the fair value of these reporting units, such as revenue growth rates, long-term growth rates, and discount rates. Changes in these assumptions could have had a significant impact on the Company's assessment of each reporting unit's carrying value of goodwill.

The following are the primary procedures we performed to address this critical audit matter. We evaluated the design and tested the operating effectiveness of certain internal controls related to the annual goodwill impairment testing. This included controls related to the Company's development of revenue growth rates, long-term growth rates, and discount rates. We performed sensitivity analyses over the revenue growth rate, long-term growth rate, and discount rate assumptions used in the Company's estimates of the fair values of the News and Advertising and Telecommunications reporting units. We evaluated the Company's revenue growth rate assumptions for each reporting unit by comparing them to each reporting unit's historical revenue growth rates. We compared the Company's historical revenue forecasts to actual results to assess the Company's ability to accurately forecast. We involved valuation professionals with specialized skills and knowledge, who assisted in:

- evaluating the long-term growth rates by independently developing long-term growth rate ranges using publicly available market data and comparing them to the Company's long-term growth rates
- evaluating the discount rates by independently developing discount rate ranges using publicly available market data for comparable entities and comparing them to the Company's discount rate for each reporting unit
- developing an estimated range of fair value for each reporting unit using the Company's cash flow projections and the independently developed discount rate ranges and long-term growth rates and compared the results to the Company's fair value estimates.

/s/ KPMG LLP

We have served as the Company's auditor since 2016.

New York, New York

February 14, 2024

Report of Independent Registered Public Accounting Firm

To the Member and Board of Directors
CSC Holdings, LLC:

Opinion on the Consolidated Financial Statements

We have audited the accompanying consolidated balance sheets of CSC Holdings, LLC and subsidiaries (the Company) as of December 31, 2023 and 2022, the related consolidated statements of operations, comprehensive income, changes in total member's equity (deficiency), and cash flows for each of the years in the three-year period ended December 31, 2023, and the related notes (collectively, the consolidated financial statements). In our opinion, the consolidated financial statements present fairly, in all material respects, the financial position of the Company as of December 31, 2023 and 2022, and the results of its operations and its cash flows for each of the years in the three-year period ended December 31, 2023, in conformity with U.S. generally accepted accounting principles.

Basis for Opinion

These consolidated financial statements are the responsibility of the Company's management. Our responsibility is to express an opinion on these consolidated financial statements based on our audits. We are a public accounting firm registered with the Public Company Accounting Oversight Board (United States) (PCAOB) and are required to be independent with respect to the Company in accordance with the U.S. federal securities laws and the applicable rules and regulations of the Securities and Exchange Commission and the PCAOB.

We conducted our audits in accordance with the standards of the PCAOB. Those standards require that we plan and perform the audit to obtain reasonable assurance about whether the consolidated financial statements are free of material misstatement, whether due to error or fraud. Our audits included performing procedures to assess the risks of material misstatement of the consolidated financial statements, whether due to error or fraud, and performing procedures that respond to those risks. Such procedures included examining, on a test basis, evidence regarding the amounts and disclosures in the consolidated financial statements. Our audits also included evaluating the accounting principles used and significant estimates made by management, as well as evaluating the overall presentation of the consolidated financial statements. We believe that our audits provide a reasonable basis for our opinion.

Critical Audit Matter

The critical audit matter communicated below is a matter arising from the current period audit of the consolidated financial statements that was communicated or required to be communicated to the audit committee and that: (1) relates to accounts or disclosures that are material to the consolidated financial statements and (2) involved our especially challenging, subjective, or complex judgments. The communication of a critical audit matter does not alter in any way our opinion on the consolidated financial statements, taken as a whole, and we are not, by communicating the critical audit matter below, providing a separate opinion on the critical audit matter or on the accounts or disclosures to which it relates.

Evaluation of Goodwill for Impairment

As discussed in Note 10 to the consolidated financial statements, the Company's goodwill balance as of December 31, 2023, was \$8,045 million. The Company assesses recoverability of goodwill at the reporting unit level annually, or more frequently whenever events or changes in circumstances indicate that the carrying amount of a reporting unit more likely than not exceeds its fair value. The Company recognized an impairment charge of \$163.1 million for the year ended December 31, 2023, relating to its News and Advertising reporting unit, as its carrying value exceeded its fair value. There was no impairment recognized related to the Telecommunications reporting unit.

We identified the evaluation of goodwill for impairment for the News and Advertising and Telecommunications reporting units as a critical audit matter. Challenging auditor judgment and involvement of valuation professionals with specialized skills and knowledge were required to evaluate certain assumptions used to estimate the fair value of these reporting units, such as revenue growth rates, long-term growth rates, and discount rates. Changes in these assumptions could have had a significant impact on the Company's assessment of each reporting unit's carrying value of goodwill.

The following are the primary procedures we performed to address this critical audit matter. We evaluated the design and tested the operating effectiveness of certain internal controls related to the annual goodwill impairment testing. This included controls related to the Company's development of revenue growth rates, long-term growth rates, and discount rates. We performed sensitivity analyses over the revenue growth rate, long-term growth rate,

and discount rate assumptions used in the Company's estimates of the fair values of the News and Advertising and Telecommunications reporting units. We evaluated the Company's revenue growth rate assumptions for each reporting unit by comparing them to each reporting unit's historical revenue growth rates. We compared the Company's historical revenue forecasts to actual results to assess the Company's ability to accurately forecast. We involved valuation professionals with specialized skills and knowledge, who assisted in:

- evaluating the long-term growth rates by independently developing long-term growth rate ranges using publicly available market data and comparing them to the Company's long-term growth rates
- evaluating the discount rates by independently developing discount rate ranges using publicly available market data for comparable entities and comparing them to the Company's discount rate for each reporting unit
- developing an estimated range of fair value for each reporting unit using the Company's cash flow projections and the independently developed discount rate ranges and long-term growth rates and compared the results to the Company's fair value estimates.

/s/ KPMG LLP

We have served as the Company's auditor since 2016.

New York, New York

February 14, 2024

ALTICE USA, INC. AND SUBSIDIARIES
CONSOLIDATED BALANCE SHEETS
(In thousands)

	December 31,	
	2023	2022
ASSETS		
Current Assets:		
Cash and cash equivalents	\$ 302,058	\$ 305,484
Restricted cash	280	267
Accounts receivable, trade (less allowance for doubtful accounts of \$ 21,915 and \$20,767, respectively)	357,597	365,992
Prepaid expenses and other current assets (\$ 407 and \$572 due from affiliates, respectively)	174,859	130,684
Derivative contracts	—	263,873
Investment securities pledged as collateral	—	1,502,145
Total current assets	834,794	2,568,445
Property, plant and equipment, net of accumulated depreciation of \$ 8,162,442 and \$7,785,397, respectively	8,117,757	7,500,780
Right-of-use operating lease assets	255,545	250,601
Other assets	195,114	259,681
Amortizable intangibles, net of accumulated amortization of \$ 5,874,612 and \$5,549,674, respectively	1,259,335	1,660,331
Indefinite-lived cable franchise rights	13,216,355	13,216,355
Goodwill	8,044,716	8,208,773
Total assets	<u>\$ 31,923,616</u>	<u>\$ 33,664,966</u>
LIABILITIES AND STOCKHOLDERS' DEFICIENCY		
Current Liabilities:		
Accounts payable	\$ 936,950	\$ 1,213,806
Interest payable	274,507	252,351
Accrued employee related costs	182,146	139,328
Deferred revenue	85,018	80,559
Debt	359,407	2,075,077
Other current liabilities (\$71,523 and \$20,857 due to affiliates, respectively)	470,096	278,580
Total current liabilities	2,308,124	4,039,701
Other liabilities	221,249	274,623
Deferred tax liability	4,848,460	5,081,661
Right-of-use operating lease liability	264,647	260,237
Long-term debt, net of current maturities	24,715,554	24,512,656
Total liabilities	<u>32,358,034</u>	<u>34,168,878</u>
Commitments and contingencies (Note 17)		
Stockholders' Deficiency:		
Preferred stock, \$0.01 par value, 100,000,000 shares authorized, no shares issued and outstanding	—	—
Class A common stock: \$0.01 par value, 4,000,000,000 shares authorized, 271,772,978 issued and outstanding as of December 31, 2023 and 271,851,984 and 271,833,063 shares issued and outstanding as of December 31, 2022	2,718	2,719
Class B common stock: \$0.01 par value, 1,000,000,000 shares authorized, 490,086,674 issued, 184,224,428 shares outstanding as of December 31, 2023 and 184,329,229 shares outstanding as of December 31, 2022	1,842	1,843
Class C common stock: \$0.01 par value, 4,000,000,000 shares authorized, no shares issued and outstanding	—	—
Paid-in capital	187,186	182,701
Accumulated deficit	(601,075)	(654,273)
	(409,329)	(467,010)
Treasury stock, at cost (18,921 Class A common shares at December 31, 2022)	—	—
Accumulated other comprehensive loss	(12,851)	(8,201)
Total Altice USA stockholders' deficiency	(422,180)	(475,211)
Noncontrolling interests	(12,238)	(28,701)
Total stockholders' deficiency	<u>(434,418)</u>	<u>(503,912)</u>
Total liabilities and stockholders' deficiency	<u>\$ 31,923,616</u>	<u>\$ 33,664,966</u>

See accompanying notes to consolidated financial statements.

ALTICE USA, INC. AND SUBSIDIARIES
CONSOLIDATED STATEMENTS OF OPERATIONS
Years ended December 31, 2023, 2022 and 2021
(In thousands, except per share amounts)

	2023	2022	2021
Revenue (including revenue from affiliates of \$1,471, \$2,368 and \$13,238, respectively) (See Note 16)	\$ 9,237,064	\$ 9,647,659	\$ 10,090,849
Operating expenses:			
Programming and other direct costs (including charges from affiliates of \$13,794, \$14,321 and \$17,167, respectively) (See Note 16)	3,029,842	3,205,638	3,382,129
Other operating expenses (including charges from affiliates of \$57,063, \$12,210 and \$11,989, respectively) (See Note 16)	2,646,258	2,735,469	2,379,765
Restructuring, impairments and other operating items (See Note 7)	214,727	130,285	17,176
Depreciation and amortization (including impairments)	1,644,297	1,773,673	1,787,152
	<u>7,535,124</u>	<u>7,845,065</u>	<u>7,566,222</u>
Operating income	1,701,940	1,802,594	2,524,627
Other income (expense):			
Interest expense, net	(1,639,120)	(1,331,636)	(1,266,591)
Gain (loss) on investments and sale of affiliate interests, net	180,237	(659,792)	(88,898)
Gain (loss) on derivative contracts, net	(166,489)	425,815	85,911
Gain on interest rate swap contracts, net	32,664	271,788	92,735
Gain (loss) on extinguishment of debt and write-off of deferred financing costs	4,393	(575)	(51,712)
Other income, net	4,940	8,535	9,835
	<u>(1,583,375)</u>	<u>(1,285,865)</u>	<u>(1,218,720)</u>
Income before income taxes	118,565	516,729	1,305,907
Income tax expense	(39,528)	(295,840)	(294,975)
Net income	79,037	220,889	1,010,932
Net income attributable to noncontrolling interests	(25,839)	(26,326)	(20,621)
Net income attributable to Altice USA, Inc. stockholders	<u>\$ 53,198</u>	<u>\$ 194,563</u>	<u>\$ 990,311</u>
Income per share:			
Basic income per share	\$ 0.12	\$ 0.43	\$ 2.16
Basic weighted average common shares (in thousands)	<u>454,723</u>	<u>453,244</u>	<u>458,311</u>
Diluted income per share	\$ 0.12	\$ 0.43	\$ 2.14
Diluted weighted average common shares (in thousands)	<u>455,034</u>	<u>453,282</u>	<u>462,295</u>
Cash dividends declared per common share	<u>\$ —</u>	<u>\$ —</u>	<u>\$ —</u>

See accompanying notes to consolidated financial statements.

ALTICE USA, INC. AND SUBSIDIARIES
CONSOLIDATED STATEMENTS OF COMPREHENSIVE INCOME
Years ended December 31, 2023, 2022 and 2021
(In thousands)

	2023	2022	2021
Net income	\$ 79,037	\$ 220,889	\$ 1,010,932
Other comprehensive income (loss):			
Defined benefit pension plans	(5,424)	(20,526)	4,772
Applicable income taxes	1,463	5,537	(1,259)
Defined benefit pension plans, net of income taxes	(3,961)	(14,989)	3,513
Foreign currency translation adjustment	(689)	291	(662)
Other comprehensive income (loss)	(4,650)	(14,698)	2,851
Comprehensive income	74,387	206,191	1,013,783
Comprehensive income attributable to noncontrolling interests	(25,839)	(26,326)	(20,621)
Comprehensive income attributable to Altice USA, Inc. stockholders	\$ 48,548	\$ 179,865	\$ 993,162

See accompanying notes to consolidated financial statements.

ALTICE USA, INC. AND SUBSIDIARIES
CONSOLIDATED STATEMENTS OF STOCKHOLDERS' DEFICIENCY
Years ended December 31, 2023, 2022 and 2021
(In thousands)

	Class A Common Stock	Class B Common Stock	Paid-in Capital	Retained Earnings (Accumulated Deficit)	Treasury Stock	Accumulated Other Comprehensive Income (Loss)	Total Altice USA Stockholders' Equity (Deficiency)	Non- controlling Interests	Total Equity (Deficiency)
Balance at January 1, 2021	\$ 2,972	\$ 1,859	\$ —	\$ (985,641)	\$ (163,866)	\$ 3,646	\$ (1,141,030)	\$ (62,109)	\$ (1,203,139)
Net income attributable to Altice USA stockholders	—	—	—	990,311	—	—	990,311	—	990,311
Net income attributable to noncontrolling interests	—	—	—	—	—	—	—	20,621	20,621
Distributions to noncontrolling interests	—	—	—	—	—	—	—	(14,004)	(14,004)
Pension liability adjustments, net of income taxes	—	—	—	—	—	3,513	3,513	—	3,513
Foreign currency translation adjustment	—	—	—	—	—	(662)	(662)	—	(662)
Share-based compensation expense (equity classified)	—	—	17,990	79,521	—	—	97,511	—	97,511
Redeemable equity vested	—	—	—	23,749	—	—	23,749	—	23,749
Change in redeemable equity	—	—	—	2,014	—	—	2,014	—	2,014
Class A shares acquired through share repurchase program and retired	(236)	—	—	(804,692)	—	—	(804,928)	—	(804,928)
Conversion of Class B to Class A shares	16	(16)	—	—	—	—	—	—	—
Retirement of treasury stock and issuance of common shares pursuant to employee LTIP	(49)	—	15	(149,932)	163,866	—	13,900	—	13,900
Other	—	—	—	(4,166)	—	—	(4,166)	4,378	212
Balance at December 31, 2021	\$ 2,703	\$ 1,843	\$ 18,005	\$ (848,836)	\$ —	\$ 6,497	\$ (819,788)	\$ (51,114)	\$ (870,902)

See accompanying notes to consolidated financial statements.

ALTICE USA, INC. AND SUBSIDIARIES
CONSOLIDATED STATEMENTS OF STOCKHOLDERS' DEFICIENCY (continued)
Years ended December 31, 2023, 2022 and 2021
(In thousands)

	Class A Common Stock	Class B Common Stock	Paid-in Capital	Retained Earnings (Accumulated Deficit)	Treasury Stock	Accumulated Other Comprehensive Income (Loss)	Total Altice USA Stockholders' Equity (Deficiency)	Non- controlling Interests	Total Equity (Deficiency)
Balance at January 1, 2022	\$ 2,703	\$ 1,843	\$ 18,005	\$ (848,836)	\$ —	\$ 6,497	\$ (819,788)	\$ (51,114)	\$ (870,902)
Net income attributable to Altice USA stockholders	—	—	—	194,563	—	—	194,563	—	194,563
Net income attributable to noncontrolling interests	—	—	—	—	—	—	—	26,326	26,326
Distributions to noncontrolling interests	—	—	—	—	—	—	—	(3,913)	(3,913)
Pension liability adjustments, net of income taxes	—	—	—	—	—	(14,989)	(14,989)	—	(14,989)
Foreign currency translation adjustment	—	—	—	—	—	291	291	—	291
Share-based compensation expense (equity classified)	—	—	167,410	—	—	—	167,410	—	167,410
Issuance of common shares pursuant to employee long term incentive plan	16	—	63	—	—	—	79	—	79
Other	—	—	(2,777)	—	—	—	(2,777)	—	(2,777)
Balance at December 31, 2022	<u>\$ 2,719</u>	<u>\$ 1,843</u>	<u>\$ 182,701</u>	<u>\$ (654,273)</u>	<u>\$ —</u>	<u>\$ (8,201)</u>	<u>\$ (475,211)</u>	<u>\$ (28,701)</u>	<u>\$ (503,912)</u>

See accompanying notes to consolidated financial statements.

ALTICE USA, INC. AND SUBSIDIARIES
CONSOLIDATED STATEMENTS OF STOCKHOLDERS' DEFICIENCY (continued)
Years ended December 31, 2023, 2022 and 2021
(In thousands)

	Class A Common Stock	Class B Common Stock	Paid-in Capital	Retained Earnings (Accumulated Deficit)	Treasury Stock	Accumulated Other Comprehensive Income (Loss)	Total Altice USA Stockholders' Equity (Deficiency)	Non- controlling Interests	Total Equity (Deficiency)
Balance at January 1, 2023	\$ 2,719	\$ 1,843	\$ 182,701	\$ (654,273)	\$ —	\$ (8,201)	\$ (475,211)	\$ (28,701)	\$ (503,912)
Net income attributable to Altice USA stockholders	—	—	—	53,198	—	—	53,198	—	53,198
Net income attributable to noncontrolling interests	—	—	—	—	—	—	—	25,839	25,839
Distributions to noncontrolling interests	—	—	—	—	—	—	—	(1,077)	(1,077)
Pension liability adjustments, net of income taxes	—	—	—	—	—	(3,961)	(3,961)	—	(3,961)
Foreign currency translation adjustment	—	—	—	—	—	(689)	(689)	(8)	(697)
Share-based compensation expense (equity classified)	—	—	19,090	—	—	—	19,090	—	19,090
Change in noncontrolling interest	—	—	(12,815)	—	—	—	(12,815)	(8,291)	(21,106)
Other	(1)	(1)	(1,790)	—	—	—	(1,792)	—	(1,792)
Balance at December 31, 2023	<u>\$ 2,718</u>	<u>\$ 1,842</u>	<u>\$ 187,186</u>	<u>\$ (601,075)</u>	<u>\$ —</u>	<u>\$ (12,851)</u>	<u>\$ (422,180)</u>	<u>\$ (12,238)</u>	<u>\$ (434,418)</u>

See accompanying notes to consolidated financial statements.

ALTICE USA, INC. AND SUBSIDIARIES
CONSOLIDATED STATEMENTS OF CASH FLOWS
Years ended December 31, 2023, 2022 and 2021
(In thousands)

	2023	2022	2021
Cash flows from operating activities:			
Net income	\$ 79,037	\$ 220,889	\$ 1,010,932
Adjustments to reconcile net income to net cash provided by operating activities:			
Depreciation and amortization (including impairments)	1,644,297	1,773,673	1,787,152
Loss (gain) on investments and sale of affiliate interests, net	(180,237)	659,792	88,898
Loss (gain) on derivative contracts, net	166,489	(425,815)	(85,911)
Loss (gain) on extinguishment of debt and write-off of deferred financing costs	(4,393)	575	51,712
Amortization of deferred financing costs and discounts (premiums) on indebtedness	34,440	77,356	91,226
Share-based compensation expense	47,926	159,985	98,296
Deferred income taxes	(226,915)	36,385	40,701
Decrease in right-of-use assets	46,108	44,342	43,820
Provision for doubtful accounts	84,461	88,159	68,809
Goodwill impairment	163,055	—	—
Other	11,169	3,460	4,928
Change in assets and liabilities, net of effects of acquisitions and dispositions:			
Accounts receivable, trade	(77,703)	(45,279)	(30,379)
Prepaid expenses and other assets	(54,782)	50,419	28,343
Amounts due from and due to affiliates	50,831	(7,749)	23,758
Accounts payable and accrued liabilities	(39,256)	46,724	(177,326)
Deferred revenue	9,164	(14,953)	(40,929)
Interest rate swap contracts	72,707	(301,062)	(149,952)
Net cash provided by operating activities	<u>1,826,398</u>	<u>2,366,901</u>	<u>2,854,078</u>
Cash flows from investing activities:			
Capital expenditures	(1,704,811)	(1,914,282)	(1,231,715)
Payments for acquisitions, net of cash acquired	—	(2,060)	(340,444)
Other, net	(1,712)	(5,168)	(1,444)
Net cash used in investing activities	<u>(1,706,523)</u>	<u>(1,921,510)</u>	<u>(1,573,603)</u>
Cash flows from financing activities:			
Proceeds from long-term debt	2,700,000	4,276,903	4,410,000
Repayment of debt	(2,688,009)	(4,469,727)	(4,870,108)
Proceeds from collateralized indebtedness and related derivative contracts, net	38,902	—	185,105
Repayment of collateralized indebtedness and related derivative contracts, net	—	—	(185,105)
Principal payments on finance lease obligations	(149,297)	(134,682)	(85,949)
Purchase of shares of Altice USA, Inc. Class A common stock, pursuant to a share repurchase program	—	—	(804,928)
Payments to acquire noncontrolling interest	(14,070)	—	—
Other, net	(10,117)	(8,400)	(11,539)
Net cash used in financing activities	<u>(122,591)</u>	<u>(335,906)</u>	<u>(1,362,524)</u>
Net increase (decrease) in cash and cash equivalents	(2,716)	109,485	(82,049)
Effect of exchange rate changes on cash and cash equivalents	(697)	291	(662)
Net increase (decrease) in cash and cash equivalents	(3,413)	109,776	(82,711)
Cash, cash equivalents and restricted cash at beginning of year	305,751	195,975	278,686
Cash, cash equivalents and restricted cash at end of year	<u>\$ 302,338</u>	<u>\$ 305,751</u>	<u>\$ 195,975</u>

See accompanying notes to consolidated financial statements.

CSC HOLDINGS, LLC AND SUBSIDIARIES
CONSOLIDATED BALANCE SHEETS
(In thousands)

	December 31,	
	2023	2022
ASSETS		
Current Assets:		
Cash and cash equivalents	\$ 302,051	\$ 305,477
Restricted cash	280	267
Accounts receivable, trade (less allowance for doubtful accounts of \$21,915 and \$20,767, respectively)	357,597	365,992
Prepaid expenses and other current assets (\$407 and \$572 due from affiliates, respectively)	174,859	130,684
Derivative contracts	—	263,873
Investment securities pledged as collateral	—	1,502,145
Total current assets	834,787	2,568,438
Property, plant and equipment, net of accumulated depreciation of \$8,162,442 and \$7,785,397, respectively	8,117,757	7,500,780
Right-of-use operating lease assets	255,545	250,601
Other assets	195,114	259,681
Amortizable intangibles, net of accumulated amortization of \$ 5,874,612 and \$5,549,674, respectively	1,259,335	1,660,331
Indefinite-lived cable franchise rights	13,216,355	13,216,355
Goodwill	8,044,716	8,208,773
Total assets	\$ 31,923,609	\$ 33,664,959
LIABILITIES AND MEMBER'S DEFICIENCY		
Current Liabilities:		
Accounts payable	\$ 936,950	\$ 1,213,806
Interest payable	274,507	252,351
Accrued employee related costs	182,146	139,328
Deferred revenue	85,018	80,559
Debt	359,407	2,075,077
Other current liabilities (\$71,523 and \$20,857 due to affiliates, respectively)	470,097	278,580
Total current liabilities	2,308,125	4,039,701
Other liabilities	221,249	274,623
Deferred tax liability	4,851,959	5,090,294
Right-of-use operating lease liability	264,647	260,237
Long-term debt, net of current maturities	24,715,554	24,512,656
Total liabilities	32,361,534	34,177,511
Commitments and contingencies (Note 17)		
Member's deficiency (100 membership units issued and outstanding)	(412,836)	(475,650)
Accumulated other comprehensive income	(12,851)	(8,201)
Total member's deficiency	(425,687)	(483,851)
Noncontrolling interests	(12,238)	(28,701)
Total deficiency	(437,925)	(512,552)
Total liabilities and member's deficiency	\$ 31,923,609	\$ 33,664,959

See accompanying notes to consolidated financial statements.

CSC HOLDINGS LLC AND SUBSIDIARIES
CONSOLIDATED STATEMENTS OF OPERATIONS
Years ended December 31, 2023, 2022 and 2021
(In thousands)

	2023	2022	2021
Revenue (including revenue from affiliates of \$1,471, \$2,368 and \$13,238, respectively) (See Note 16)	\$ 9,237,064	\$ 9,647,659	\$ 10,090,849
Operating expenses:			
Programming and other direct costs (including charges from affiliates of \$13,794, \$14,321 and \$17,167, respectively) (See Note 16)	3,029,842	3,205,638	3,382,129
Other operating expenses (including charges from affiliates of \$57,063, \$12,210 and \$11,989 respectively) (See Note 16)	2,646,258	2,735,469	2,379,765
Restructuring, impairments and other operating items (See Note 7)	214,727	130,285	17,176
Depreciation and amortization (including impairments)	1,644,297	1,773,673	1,787,152
	<u>7,535,124</u>	<u>7,845,065</u>	<u>7,566,222</u>
Operating income	1,701,940	1,802,594	2,524,627
Other income (expense):			
Interest expense, net	(1,639,120)	(1,331,636)	(1,266,591)
Gain (loss) on investments and sale of affiliate interests, net	180,237	(659,792)	(88,898)
Gain (loss) on derivative contracts, net	(166,489)	425,815	85,911
Gain on interest rate swap contracts, net	32,664	271,788	92,735
Gain (loss) on extinguishment of debt and write-off of deferred financing costs	4,393	(575)	(51,712)
Other income, net	4,940	8,535	9,835
	<u>(1,583,375)</u>	<u>(1,285,865)</u>	<u>(1,218,720)</u>
Income before income taxes	118,565	516,729	1,305,907
Income tax expense	(42,577)	(292,152)	(297,110)
Net income	75,988	224,577	1,008,797
Net income attributable to noncontrolling interests	(25,839)	(26,326)	(20,621)
Net income attributable to CSC Holdings, LLC sole member	<u>\$ 50,149</u>	<u>\$ 198,251</u>	<u>\$ 988,176</u>

See accompanying notes to consolidated financial statements.

CSC HOLDINGS, LLC AND SUBSIDIARIES
CONSOLIDATED STATEMENTS OF COMPREHENSIVE INCOME
Years ended December 31, 2023, 2022 and 2021
(In thousands)

	2023	2022	2021
Net income	\$ 75,988	\$ 224,577	\$ 1,008,797
Other comprehensive income (loss):			
Defined benefit pension plans	(5,424)	(20,526)	4,772
Applicable income taxes	1,463	5,537	(1,259)
Defined benefit pension plans, net of income taxes	(3,961)	(14,989)	3,513
Foreign currency translation adjustment	(689)	291	(662)
Other comprehensive income (loss)	(4,650)	(14,698)	2,851
Comprehensive income	71,338	209,879	1,011,648
Comprehensive income attributable to noncontrolling interests	(25,839)	(26,326)	(20,621)
Comprehensive income attributable to CSC Holdings, LLC's sole member	\$ 45,499	\$ 183,553	\$ 991,027

See accompanying notes to consolidated financial statements.

CSC HOLDINGS, LLC AND SUBSIDIARIES
CONSOLIDATED STATEMENTS OF CHANGES IN TOTAL MEMBER'S DEFICIENCY
Years ended December 31, 2023, 2022 and 2021
(In thousands)

	Member's Equity (Deficiency)	Accumulated Other Comprehensive Income (Loss)	Total Member's Equity (Deficiency)	Noncontrolling Interests	Total Equity (Deficiency)
Balance at January 1, 2021	\$ (1,172,505)	\$ 3,646	\$ (1,168,859)	\$ (62,109)	\$ (1,230,968)
Net income attributable to CSC Holdings' sole member	988,176	—	988,176	—	988,176
Net income attributable to noncontrolling interests	—	—	—	20,621	20,621
Distributions to noncontrolling interests	—	—	—	(14,004)	(14,004)
Pension liability adjustments, net of income taxes	—	3,513	3,513	—	3,513
Foreign currency translation adjustment	—	(662)	(662)	—	(662)
Share-based compensation expense (equity classified)	97,511	—	97,511	—	97,511
Redeemable equity vested	23,749	—	23,749	—	23,749
Change in redeemable equity	2,014	—	2,014	—	2,014
Cash distributions to parent	(763,435)	—	(763,435)	—	(763,435)
Non-cash distributions to parent	(19,500)	—	(19,500)	—	(19,500)
Other	(4,166)	—	(4,166)	4,378	212
Balance at December 31, 2021	(848,156)	6,497	(841,659)	(51,114)	(892,773)
Net income attributable to CSC Holdings' sole member	198,251	—	198,251	—	198,251
Net income attributable to noncontrolling interests	—	—	—	26,326	26,326
Distributions to noncontrolling interests	—	—	—	(3,913)	(3,913)
Pension liability adjustments, net of income taxes	—	(14,989)	(14,989)	—	(14,989)
Foreign currency translation adjustment	—	291	291	—	291
Share-based compensation expense (equity classified)	167,410	—	167,410	—	167,410
Cash distributions to parent, net	(170)	—	(170)	—	(170)
Non-cash contributions from parent	7,015	—	7,015	—	7,015
Balance at December 31, 2022	(475,650)	(8,201)	(483,851)	(28,701)	(512,552)
Net income attributable to CSC Holdings' sole member	50,149	—	50,149	—	50,149
Net income attributable to noncontrolling interests	—	—	—	25,839	25,839
Distributions to noncontrolling interests	—	—	—	(1,077)	(1,077)
Pension liability adjustments, net of income taxes	—	(3,961)	(3,961)	—	(3,961)
Foreign currency translation adjustment	—	(689)	(689)	(8)	(697)
Share-based compensation expense (equity classified)	19,090	—	19,090	—	19,090
Cash distributions to parent, net	(1,793)	—	(1,793)	—	(1,793)
Change in noncontrolling interest	(12,815)	—	(12,815)	(8,291)	(21,106)
Non-cash contributions from parent	8,183	—	8,183	—	8,183
Balance at December 31, 2023	<u>\$ (412,836)</u>	<u>\$ (12,851)</u>	<u>\$ (425,687)</u>	<u>\$ (12,238)</u>	<u>\$ (437,925)</u>

See accompanying notes to consolidated financial statements.

CSC HOLDINGS LLC AND SUBSIDIARIES
CONSOLIDATED STATEMENTS OF CASH FLOWS
Years ended December 31, 2023, 2022 and 2021

	2023	2022	2021
Cash flows from operating activities:			
Net income	\$ 75,988	\$ 224,577	\$ 1,008,797
Adjustments to reconcile net income to net cash provided by operating activities:			
Depreciation and amortization (including impairments)	1,644,297	1,773,673	1,787,152
Loss (gain) on investments and sale of affiliate interests, net	(180,237)	659,792	88,898
Loss (gain) on derivative contracts, net	166,489	(425,815)	(85,911)
Loss (gain) on extinguishment of debt and write-off of deferred financing costs	(4,393)	575	51,712
Amortization of deferred financing costs and discounts (premiums) on indebtedness	34,440	77,356	91,226
Share-based compensation expense	47,926	159,985	98,296
Deferred income taxes	(232,048)	25,705	32,201
Decrease in right-of-use assets	46,108	44,342	43,820
Provision for doubtful accounts	84,461	88,159	68,809
Goodwill impairment	163,055	—	—
Other	11,169	3,460	4,928
Change in assets and liabilities, net of effects of acquisitions and dispositions:			
Accounts receivable, trade	(77,703)	(45,279)	(30,379)
Prepaid expenses and other assets	(54,782)	50,419	28,343
Amounts due from and due to affiliates	59,013	(756)	3,778
Accounts payable and accrued liabilities	(39,256)	46,723	(176,855)
Deferred revenue	9,164	(14,953)	(40,929)
Interest rate swap contracts	72,707	(301,062)	(149,952)
Net cash provided by operating activities	<u>1,826,398</u>	<u>2,366,901</u>	<u>2,823,934</u>
Cash flows from investing activities:			
Capital expenditures	(1,704,811)	(1,914,282)	(1,231,715)
Payment for acquisitions, net of cash acquired	—	(2,060)	(340,444)
Other, net	(1,712)	(5,168)	(1,444)
Net cash used in investing activities	<u>(1,706,523)</u>	<u>(1,921,510)</u>	<u>(1,573,603)</u>
Cash flows from financing activities:			
Proceeds from long-term debt	2,700,000	4,276,903	4,410,000
Repayment of debt	(2,688,009)	(4,469,727)	(4,870,108)
Proceeds from collateralized indebtedness and related derivative contracts, net	38,902	—	185,105
Repayment of collateralized indebtedness and related derivative contracts, net	—	—	(185,105)
Distributions to parent	(1,793)	(170)	(763,435)
Principal payments on finance lease obligations	(149,297)	(134,682)	(85,949)
Payments to acquire noncontrolling interest	(14,070)	—	—
Other, net	(8,324)	(5,680)	(24,961)
Net cash used in financing activities	<u>(122,591)</u>	<u>(333,356)</u>	<u>(1,334,453)</u>
Net increase (decrease) in cash and cash equivalents	(2,716)	112,035	(84,122)
Effect of exchange rate changes on cash and cash equivalents	(697)	291	(662)
Net increase (decrease) in cash and cash equivalents	<u>(3,413)</u>	<u>112,326</u>	<u>(84,784)</u>
Cash, cash equivalents and restricted cash at beginning of year	305,744	193,418	278,202
Cash, cash equivalents and restricted cash at end of year	<u>\$ 302,331</u>	<u>\$ 305,744</u>	<u>\$ 193,418</u>

See accompanying notes to consolidated financial statements.

ALTICE USA, INC. AND SUBSIDIARIES
COMBINED NOTES TO CONSOLIDATED FINANCIAL STATEMENTS
(Dollars in thousands, except share and per share amounts)

NOTE 1. DESCRIPTION OF BUSINESS AND RELATED MATTERS

The Company and Related Matters

Altice USA, Inc. ("Altice USA") was incorporated in Delaware on September 14, 2015. Altice USA is majority-owned by Patrick Drahi through Next Alt. S.à.r.l. ("Next Alt"). Patrick Drahi also controls Altice Group Lux S.à.r.l, formerly Altice Europe N.V. ("Altice Europe") and its subsidiaries and other entities. Altice USA is a holding company that does not conduct any business operations of its own. Altice Europe, through a subsidiary, acquired Cequel Corporation ("Cequel") on December 21, 2015 (the "Cequel Acquisition") and Cequel was contributed to Altice USA on June 9, 2016. Altice USA acquired Cablevision Systems Corporation ("Cablevision") on June 21, 2016 (the "Cablevision Acquisition").

Altice USA, through CSC Holdings, LLC (a wholly-owned subsidiary of Cablevision) and its consolidated subsidiaries ("CSC Holdings," and collectively with Altice USA, the "Company", "we", "us" and "our"), principally delivers broadband, video, and telephony services to residential and business customers, as well as proprietary content and advertising services in the United States. We market our residential services under the Optimum brand and provide enterprise services under the Lightpath and Optimum Business brands. In addition, we offer a full service mobile offering to consumers across our footprint. As these businesses are managed on a consolidated basis, we classify our operations in one segment.

The accompanying consolidated financial statements ("consolidated financial statements") of Altice USA include the accounts of Altice USA and its majority-owned subsidiaries and the accompanying consolidated financial statements of CSC Holdings include the accounts of CSC Holdings and its majority-owned subsidiaries. The consolidated balance sheets and statements of operations of Altice USA are essentially identical to the consolidated balance sheets and statements of operations of CSC Holdings, with the following exceptions: Altice USA has additional cash and CSC Holdings has a higher deferred tax liability on their respective consolidated balance sheets. Additionally, income tax expense differs between Altice USA and CSC Holdings and CSC Holdings and its subsidiaries have certain intercompany receivables from and payables to Altice USA.

The combined notes to the consolidated financial statements relate to the Company, which, except as noted, are essentially identical for Altice USA and CSC Holdings. All significant intercompany transactions and balances between Altice USA and CSC Holdings and their respective consolidated subsidiaries are eliminated in both sets of consolidated financial statements. Intercompany transactions between Altice USA and CSC Holdings are not eliminated in the CSC Holdings consolidated financial statements, but are eliminated in the Altice USA consolidated financial statements.

The financial statements of CSC Holdings are included herein as supplemental information as CSC Holdings is not a SEC registrant.

Share Repurchase Plan

In June 2018, the Board of Directors of Altice USA authorized a share repurchase program of \$2,000,000, and on July 30, 2019, the Board of Directors authorized a new incremental three-year share repurchase program of \$5,000,000 that took effect following the completion in August 2019 of the \$2,000,000 repurchase program. In November 2020, the Board of Directors authorized an additional \$2,000,000 of share repurchases, bringing the total amount of cumulative share repurchases authorized to \$9,000,000. Under these repurchase programs, shares of Altice USA Class A common stock were purchased from time to time in the open market and included trading plans entered into with one or more brokerage firms in accordance with Rule 10b5-1 under the Securities Exchange Act of 1934. Size and timing of these purchases were determined based on market conditions and other factors.

For the years ended December 31, 2023 and 2022, Altice USA did not repurchase any shares. For the years ended December 31, 2021, Altice USA repurchased an aggregate of 23,593,728 shares for a total purchase price of approximately \$804,928. These acquired shares were retired and the cost of these shares was recorded in stockholders' equity (deficiency) in the consolidated balance sheet of Altice USA. From inception through December 31, 2023, Altice USA repurchased an aggregate of 285,507,773 shares for a total purchase price of approximately \$7,808,698. The share repurchase program expired in November 2023.

ALTICE USA, INC. AND SUBSIDIARIES
COMBINED NOTES TO CONSOLIDATED FINANCIAL STATEMENTS (continued)
(Dollars in thousands, except share and per share amounts)

NOTE 2. SUMMARY OF SIGNIFICANT ACCOUNTING POLICIES

Summary of Significant Accounting Policies

Revenue Recognition

Residential Services

We derive revenue through monthly charges to residential customers of our broadband, video, and telephony services, including installation services. In addition, we derive revenue from digital video recorder ("DVR"), video-on-demand ("VOD"), pay-per-view, and home shopping commissions which are reflected in "Residential video" revenues. We recognize broadband, video, and telephony revenues as the services are provided to a customer on a monthly basis. Each service is accounted for as a distinct performance obligation. Revenue from the sale of bundled services at a discounted rate is allocated to each product based on the standalone selling price of each performance obligation within the bundled offer. The standalone selling price requires judgment and is typically determined based on the current prices at which the separate services are sold by us. Installation revenue for our residential services is deferred and recognized over the benefit period, which is generally less than one year. The estimated benefit period takes into account both quantitative and qualitative factors including the significance of average installation fees to total recurring revenue per customer.

Also, we have mobile services providing data, talk and text to consumers in or near our service areas. Customers are billed monthly for access to and usage of our mobile services. We recognize mobile service revenue ratably over the monthly service period as the services are provided to the customers.

We are assessed non-income related taxes by governmental authorities, including franchising authorities (generally under multi-year agreements), and collects such taxes from its customers. In instances where the tax is being assessed directly on us, amounts paid to the governmental authorities are recorded as programming and other direct costs and amounts received from the customers are recorded as revenue. For the years ended December 31, 2023, 2022 and 2021, the amount of franchise fees and certain other taxes and fees included as a component of revenue aggregated \$219,988, \$232,795 and \$257,364, respectively.

Business and Wholesale Revenue

We derive revenue from the sale of products and services to both large enterprise and small and medium-sized business ("SMB") customers, including broadband, telephony, networking, and video services reflected in "Business services and wholesale" revenues. Our business services also include Ethernet, data transport, and IP-based virtual private networks. We provide managed services to businesses, including hosted telephony services (cloud based SIP-based private branch exchange), managed WiFi, managed desktop and server backup and managed collaboration services including audio and web conferencing. We also offer fiber-to-the-tower services to wireless carriers for cell tower backhaul, which enables wireline communications service providers to connect to customers that their own networks do not reach. We recognize revenues for these services as the services are provided to a customer on a monthly basis.

Substantially all of our SMB customers are billed monthly and large enterprise customers are billed in accordance with the terms of their contracts which is typically on a monthly basis. Contracts with large enterprise customers typically range from three to five years. In certain instances, upon expiration of a contract and prior to its renewal, we continue to provide services on a month to month basis. Installation revenue related to our large enterprise customers is deferred and recognized over the average contract term. Installation revenue related to SMB customers is deferred and recognized over the benefit period, which is less than one year. The estimated benefit period for SMB customers takes into account both quantitative and qualitative factors including the significance of average installation fees to total recurring revenue per customer.

News and Advertising Revenue

News and advertising revenue is primarily derived from the sale of (i) advertising inventory available on the programming carried on our cable television systems, as well as other systems (linear revenue), (ii) digital advertising, (iii) data analytics, and (iv) affiliation fees for news programming.

As part of the agreements under which we acquire video programming, we typically receive an allocation of scheduled advertising time during such programming into which our cable systems can insert commercials. In several of the markets in which we operate, we have entered into agreements commonly referred to as interconnects with

ALTICE USA, INC. AND SUBSIDIARIES
COMBINED NOTES TO CONSOLIDATED FINANCIAL STATEMENTS (continued)
(Dollars in thousands, except share and per share amounts)

other cable operators to jointly sell local advertising. In some of these markets, we represent the advertising sales efforts of other cable operators; in other markets, other cable operators represent us.

We also offer customers the opportunity to advertise on digital platforms. Advertising revenues are recognized when the advertising is distributed. For arrangements in which we control the sale of advertising and act as the principal to the transaction, we recognize revenue earned from the advertising customer on a gross basis and the amount remitted to the distributor as an operating expense. For arrangements in which we do not control the sale of advertising and act as an agent to the transaction, we recognize revenue net of any fee remitted to the distributor.

Revenue earned from the data-driven, audience-based advertising solutions using advanced analytics tools is recognized when services are provided.

Affiliation fee revenue derived by our news business is recognized as the programming services are provided.

Other Revenue

Other revenue includes revenue derived from the sale of mobile devices which is recognized upon delivery and acceptance of the equipment by the customer. Revenues derived from other sources are recognized when services are provided or events occur.

Customer Contract Costs

Incremental costs incurred in obtaining a contract with a customer are deferred and recorded as an asset if the period of benefit is expected to be greater than one year. Sales commissions for enterprise customers are deferred and amortized over the average contract term. As the amortization period for sales commission expenses related to residential and SMB customers is less than one year, we utilize the practical expedient and are recognizing the costs when incurred. The costs of fulfilling a contract with a customer are deferred and recorded as an asset if they generate or enhance resources for us that will be used in satisfying future performance obligations and are expected to be recovered. Installation costs related to residential and SMB customers that are not capitalized as part of the initial deployment of new customer premise equipment are expensed as incurred pursuant to industry-specific guidance.

Deferred enterprise sales commission costs are included in other current and noncurrent assets in the consolidated balance sheet and totaled \$8,109 and \$17,511 as of December 31, 2023 and 2022, respectively.

A significant portion of our revenue is derived from residential and SMB customer contracts which are month-to-month. As such, the amount of revenue related to unsatisfied performance obligations is not necessarily indicative of the future revenue to be recognized from our existing customer base. Contracts with enterprise customers generally range from three years to five years, and services may only be terminated in accordance with the contractual terms.

ALTICE USA, INC. AND SUBSIDIARIES
 COMBINED NOTES TO CONSOLIDATED FINANCIAL STATEMENTS (continued)
 (Dollars in thousands, except share and per share amounts)

The following table presents the composition of revenue:

	Years Ended December 31,		
	2023	2022	2021
Residential:			
Broadband	\$ 3,824,472	\$ 3,930,667	\$ 3,925,089
Video	3,072,011	3,281,306	3,526,205
Telephony	300,198	332,406	404,813
Mobile (a)	77,012	61,832	51,281
Residential revenue	7,273,693	7,606,211	7,907,388
Business services and wholesale (a)	1,467,149	1,474,269	1,586,423
News and advertising	447,742	520,293	550,667
Other	48,480	46,886	46,371
Total revenue	\$ 9,237,064	\$ 9,647,659	\$ 10,090,849

(a) Beginning in the second quarter of 2023, mobile service revenue previously included in mobile revenue is now separately reported in residential revenue and business services revenue. In addition, mobile equipment revenue previously included in mobile revenue is now included in other revenue. Prior period amounts have been revised to conform with this presentation.

Multiple-Element Transactions

In the normal course of business, we may enter into multiple-element transactions where we are simultaneously both a customer and a vendor with the same counterparty or in which we purchase multiple products and/or services, or settle outstanding items contemporaneously with the purchase of a product or service, from a single counterparty. Our policy for accounting for each transaction negotiated contemporaneously is to record each deliverable of the transaction based on our best estimate of selling price in a manner consistent with that used to determine the price to sell each deliverable on a standalone basis. In determining the value of the respective deliverable, we utilize historical transactions, quoted market prices (as available), or comparable transactions.

Programming and Other Direct Costs

Costs of revenue related to delivery of services and goods are classified as "programming and other direct costs" in the accompanying consolidated statements of operations.

Programming Costs

Programming expenses related to our video service represent fees paid to programming distributors to license the programming distributed to video customers. This programming is acquired generally under multi-year distribution agreements, with rates usually based on the number of customers that receive the programming. If there are periods when an existing distribution agreement has expired and the parties have not finalized negotiations of either a renewal of that agreement or a new agreement for certain periods of time, we continue to carry and pay for these services until execution of definitive replacement agreements or renewals. The amount of programming expense recorded during the interim period is based on our estimate of the ultimate contractual agreement expected to be reached, which is based on several factors, including previous contractual rates, customary rate increases and the current status of negotiations. Such estimates are adjusted as negotiations progress until new programming terms are finalized.

In addition, we receive, or may receive, incentives from programming distributors for carriage of the distributors' programming. We generally recognize these incentives as a reduction of programming costs and are recorded in "programming and other direct costs", generally over the term of the distribution agreement.

ALTICE USA, INC. AND SUBSIDIARIES
COMBINED NOTES TO CONSOLIDATED FINANCIAL STATEMENTS (continued)
(Dollars in thousands, except share and per share amounts)

Advertising Expenses

Advertising costs are charged to expense when incurred and are reflected in "other operating expenses" in the accompanying consolidated statements of operations. Advertising costs amounted to \$253,777, \$299,590 and \$274,639 for the years ended December 31, 2023, 2022 and 2021, respectively.

Share-Based Compensation

Share-based compensation expense which primarily relates to awards of stock options, restricted shares, and performance stock units, is based on the fair value of share-based payment awards at the date of grant. We recognize share-based compensation expense over the requisite service period or when it is probable any related performance condition will be met. For awards with graded vesting, compensation cost is recognized on an accelerated method under the graded vesting method over the requisite service period. Share-based compensation expense related to awards that vest entirely at the end of the vesting period are expensed on a straight-line basis. We account for forfeitures as they occur.

See Note 15 to the consolidated financial statements for additional information about our share-based compensation.

Income Taxes

Our provision for income taxes is based on current period income, changes in deferred tax assets and liabilities and changes in estimates with regard to uncertain tax positions. Deferred tax assets are subject to an ongoing assessment of realizability.

Cash and Cash Equivalents

Our cash investments are placed with money market funds and financial institutions that are investment grade as rated by S&P Global Ratings and Moody's Investors Service. We select money market funds that predominantly invest in marketable, direct obligations issued or guaranteed by the United States government or its agencies, commercial paper, fully collateralized repurchase agreements, certificates of deposit, and time deposits.

We consider the balance of our investment in funds that substantially hold securities that mature within three months or less from the date the fund purchases these securities to be cash equivalents. The carrying amount of cash and cash equivalents either approximates fair value due to the short-term maturity of these instruments or are at fair value.

Accounts Receivable

Accounts receivable are recorded at net realizable value. The measurement of expected credit losses is based on relevant information about past events, including historical experience, current conditions and reasonable and supportable forecasts that affect the collectability of the reported amounts.

Investment Securities

Investment securities and investment securities pledged as collateral are carried at fair value with realized and unrealized holding gains and losses included in the consolidated statements of operations.

Long-Lived Assets and Amortizable Intangible Assets

Property, plant and equipment, including construction materials, are carried at cost, and include all direct costs and certain indirect costs associated with the construction of cable systems, and the costs of new equipment installations. Equipment under finance leases is recorded at the present value of the total minimum lease payments. Depreciation on equipment is calculated on the straight-line basis over the estimated useful lives of the assets or, with respect to equipment under finance lease obligations and leasehold improvements, amortized over the lease term or the assets' useful lives and reported in depreciation and amortization (including impairments) in the consolidated statements of operations.

We capitalize certain internal and external costs incurred to acquire or develop internal-use software. Capitalized software costs are amortized over the estimated useful life of the software and reported in depreciation and amortization.

Customer relationships, trade names and other intangibles established in connection with acquisitions that are finite-lived are amortized in a manner that reflects the pattern in which the projected net cash inflows are expected to occur, such as the sum of the years' digits method, or when such pattern does not exist, using the straight-line method over their respective estimated useful lives.

ALTICE USA, INC. AND SUBSIDIARIES
COMBINED NOTES TO CONSOLIDATED FINANCIAL STATEMENTS (continued)
(Dollars in thousands, except share and per share amounts)

We review our long-lived assets (property, plant and equipment, and intangible assets subject to amortization) for impairment whenever events or circumstances indicate that the carrying amount of an asset may not be recoverable. If the sum of the expected cash flows, undiscounted and without interest, is less than the carrying amount of the asset, an impairment loss is recognized as the amount by which the carrying amount of the asset exceeds its fair value.

Goodwill and Indefinite-Lived Intangible Assets

Goodwill and the value of indefinite-lived cable franchises acquired in business combinations are not amortized. Rather, such assets are tested for impairment annually or whenever events or changes in circumstances indicate that it is more likely than not that the assets may be impaired.

The assessment of recoverability may first consider qualitative factors to determine whether the existence of events or circumstances leads to a determination that it is more likely than not that the fair value of a reporting unit or the indefinite-lived cable franchise right is less than its carrying amount. These qualitative factors include macroeconomic conditions such as changes in interest rates, industry and market considerations, recent and projected financial performance of the reporting units, as well as other factors. A quantitative test is performed if we conclude that it is more likely than not that the fair value of a reporting unit or an indefinite-lived cable franchise right is less than its carrying amount or if a qualitative assessment is not performed. In 2023, we performed a quantitative assessment for our goodwill recoverability test and a qualitative assessment for our indefinite-lived cable franchise rights recoverability test. See Note 10 for a discussion of the results of our annual impairment tests.

Goodwill

Goodwill resulted from business combinations and represents the excess amount of the consideration paid over the identifiable assets and liabilities recorded in the acquisition. We test goodwill for impairment at the reporting unit level: (i) Telecommunications and (ii) News and Advertising.

The quantitative test for goodwill identifies potential impairment by comparing the fair value of the reporting unit with its carrying amount. If the carrying amount of the reporting unit exceeds its fair value, an impairment loss is recognized in an amount equal to that excess.

We estimate the fair value of our reporting units by considering both (i) a discounted cash flow method, which is based on the present value of projected cash flows over a discrete projection period and a terminal value, which is based on the expected normalized cash flows of the reporting units following the discrete projection period, and (ii) a market approach, which includes the use of multiples of publicly-traded companies whose services are comparable to ours. Significant judgments in estimating the fair value of our reporting units include cash flow projections and the selection of the discount rate.

The estimates and assumptions utilized in estimating the fair value of our reporting units could have a significant impact on whether an impairment charge is recognized and also the magnitude of any such charge. Fair value estimates are made at a specific point in time, based on relevant information. These estimates are subjective in nature and involve uncertainties and matters of significant judgments. Changes in assumptions could significantly affect the estimates.

Indefinite-lived Cable Franchise Rights

Our indefinite-lived cable franchise rights reflect the value of agreements we have with state and local governments that allow us to construct and operate a cable business within a specified geographic area and allow us to solicit and service potential customers in the service areas defined by the franchise rights currently held by us. We have concluded that our cable franchise rights have an indefinite useful life since there are no legal, regulatory, contractual, competitive, economic or other factors that limit the period over which these rights will contribute to our cash flows. For impairment testing purposes, we have concluded that our cable franchise rights are a single unit of account.

When the qualitative assessment is not used, or if the qualitative assessment is not conclusive, the impairment test for our indefinite-lived cable franchise rights requires a comparison of the estimated fair value of the cable television franchise with its carrying value. If the carrying value of the indefinite-lived cable franchise rights exceed its fair value, an impairment loss is recognized in an amount equal to that excess. Estimates and assumptions utilized in estimating the fair value of our indefinite-lived cable franchise rights could have a significant impact on whether an impairment charge is recognized and also the magnitude of any such charge. Fair value estimates are made at a specific point in time, based on relevant information. These estimates are subjective in nature and involve uncertainties and matters of significant judgments. Changes in assumptions could significantly affect the estimates.

ALTICE USA, INC. AND SUBSIDIARIES
COMBINED NOTES TO CONSOLIDATED FINANCIAL STATEMENTS (continued)
(Dollars in thousands, except share and per share amounts)

Deferred Financing Costs

Deferred financing costs, which are presented as a reduction of debt, are amortized to interest expense using the effective interest method over the terms of the related debt.

Derivative Financial Instruments

We account for derivative financial instruments as either assets or liabilities measured at fair value. We use derivative instruments to manage our exposure to market risks from changes in certain equity prices and interest rates and we do not hold or issue derivative instruments for speculative or trading purposes. These derivative instruments are not designated as hedges, and changes in the fair values of these derivatives are recognized in the consolidated statements of operations as gain (loss) on derivative contracts or gain (loss) on interest rate swap contracts.

Commitments and Contingencies

Liabilities for loss contingencies arising from claims, assessments, litigation, fines and penalties and other sources are recorded when we believe it is probable that a liability has been incurred and the amount of the contingency can be reasonably estimated.

Foreign Currency

Certain of our subsidiaries (including our international news channel and our customer care center) are located outside the United States. The functional currency for these subsidiaries is determined based on the primary economic environment in which the subsidiary operates. Revenues and expenses for these subsidiaries are translated into U.S. dollars using rates that approximate those in effect during the period and the assets and liabilities are translated into U.S. dollars using exchange rates in effect at the end of each period. The resulting gains and losses from these translations are recognized in cumulative translation adjustment included in accumulated other comprehensive income (loss) in stockholders'/member's equity (deficiency) on the consolidated balance sheets.

Common Stock of Altice USA

Each holder of our Class A common stock has one vote per share while holders of our Class B common stock have twenty-five votes per share. Class B shares can be converted to Class A common stock at anytime with a conversion ratio of one Class A common share for one Class B common share.

The following table provides details of Altice USA's shares of common stock outstanding:

	Shares of Common Stock Outstanding	
	Class A Common Stock	Class B Common Stock
Balance at December 31, 2021	270,320,798	184,333,342
Conversion of Class B common stock to Class A common stock	4,113	(4,113)
Issuance of common shares in connection with the vesting of restricted stock units	1,506,186	—
Treasury shares reissued	1,966	—
Balance at December 31, 2022	271,833,063	184,329,229
Conversion of Class B common stock to Class A common stock	104,801	(104,801)
Issuance of common shares in connection with the vesting of restricted stock units	1,357,983	—
Retirement of Class A common shares due to forfeiture	(1,522,965)	—
Treasury shares reissued	96	—
Balance at December 31, 2023	271,772,978	184,224,428

CSC Holdings Membership Interests

As of December 31, 2023 and 2022, CSC Holdings had 100 membership units issued and outstanding, which are all indirectly owned by Altice USA.

ALTICE USA, INC. AND SUBSIDIARIES
COMBINED NOTES TO CONSOLIDATED FINANCIAL STATEMENTS (continued)
(Dollars in thousands, except share and per share amounts)

Dividends and Distributions

Altice USA

Altice USA may pay dividends on its capital stock only from net profits and surplus as determined under Delaware law. If dividends are paid on the Altice USA common stock, holders of the Altice USA Class A common stock and Altice USA Class B common stock are entitled to receive dividends, and other distributions in cash, stock or property, equally on a per share basis, except that stock dividends with respect to Altice USA Class A common stock may be paid only with shares of Altice USA Class A common stock and stock dividends with respect to Altice USA Class B common stock may be paid only with shares of Altice USA Class B common stock.

Our indentures restrict the amount of dividends and distributions in respect of any equity interest that can be made.

During 2023, 2022 and 2021, there were no dividends paid to shareholders by Altice USA.

CSC Holdings

CSC Holdings may make distributions on its membership interests only if sufficient funds exist as determined under Delaware law. See Note 16 for a discussion of equity distributions that CSC Holdings made to its parent.

Concentrations of Credit Risk

Financial instruments that may potentially subject us to a concentration of credit risk consist primarily of cash and cash equivalents and trade account receivables. We monitor the financial institutions and money market funds where it invests its cash and cash equivalents with diversification among counterparties to mitigate exposure to any single financial institution. Our emphasis is primarily on safety of principal and liquidity and secondarily on maximizing the yield on its investments. Management believes that no significant concentration of credit risk exists with respect to its cash and cash equivalents because of its assessment of the creditworthiness and financial viability of the respective financial institutions.

We did not have a single customer that represented 10% or more of our consolidated revenues for the years ended December 31, 2023, 2022 and 2021 or 10% or more of our consolidated net trade receivables at December 31, 2023, and 2022, respectively.

Use of Estimates in Preparation of Financial Statements

The preparation of financial statements in conformity with U.S. generally accepted accounting principles ("GAAP") requires management to make estimates and assumptions that affect the reported amounts of assets and liabilities and disclosure of contingent liabilities at the date of the financial statements and the reported amounts of revenues and expenses during the reporting period. Actual results could differ from those estimates. See Note 13 for a discussion of fair value estimates.

Reclassifications

Certain reclassifications have been made to the 2022 and 2021 amounts to conform to the 2023 presentation.

NOTE 3. ACCOUNTING STANDARDS

Accounting Standards Adopted in 2023

ASU No. 2022-04, Liabilities—Supplier Finance Programs (Subtopic 405-50): Disclosure of Supplier Finance Program Obligations

In September 2022, the FASB issued ASU 2022-04, Liabilities—Supplier Finance Programs (Subtopic 405-50): Disclosure of Supplier Finance Program Obligations, to enhance transparency about an entity's use of supplier finance programs. ASU 2022-04 requires the buyer in a supplier finance program to disclose (a) information about the key terms of the program, (b) the amount outstanding that remains unpaid by the buyer as of the end of the period, (c) a rollforward of such amounts during each annual period, and (d) a description of where in the financial statements outstanding amounts are being presented. We adopted ASU 2022-04 on January 1, 2023. See Note 11 for further information.

ALTICE USA, INC. AND SUBSIDIARIES
COMBINED NOTES TO CONSOLIDATED FINANCIAL STATEMENTS (continued)
(Dollars in thousands, except share and per share amounts)

Accounting Standards Adopted in 2022

ASU No. 2021-08, Business Combinations (Topic 805): Accounting for Contract Assets and Contract Liabilities from Contracts with Customers

In October 2021, the FASB issued ASU No. 2021-08, *Business Combinations (Topic 805): Accounting for Contract Assets and Contract Liabilities from Contracts with Customers*, which requires companies to apply the definition of a performance obligation under ASC Topic 606, Revenue from Contracts with Customers, to recognize and measure contract assets and contract liabilities relating to contracts with customers that are acquired in a business combination. Under prior GAAP, an acquirer generally recognized assets acquired and liabilities assumed in a business combination, including contract assets and contract liabilities arising from revenue contracts with customers, at fair value on the acquisition date. ASU No. 2021-08 results in the acquirer recording acquired contract assets and liabilities on the same basis that would have been recorded before the acquisition under ASC Topic 606. We elected to adopt ASU No. 2021-08 on January 1, 2022 and we will provide the required disclosures for any future material transactions.

ASU No. 2021-10, Government Assistance (Topic 832)

In November 2021, the FASB issued ASU No. 2021-10, *Government Assistance (Topic 832)*, which requires business entities to disclose information about transactions with a government that are accounted for by applying a grant or contribution model by analogy (for example, IFRS guidance in IAS 20 or guidance on contributions for not-for-profit entities in ASC 958-605). For transactions in the scope of the ASU No. 2021-10, business entities will need to provide information about the nature of the transaction, including significant terms and conditions, as well as the amounts and specific financial statement line items affected by the transaction. We adopted the new guidance on January 1, 2022 and it did not have a material impact on our consolidated financial statements. We will provide the required disclosures for any future material transactions.

Recently Issued But Not Yet Adopted Accounting Pronouncements

ASU No. 2023-07 Segment Reporting—Improvements to Reportable Segment Disclosures

In November 2023, the FASB issued ASU No. 2023-07, *Segment Reporting—Improvements to Reportable Segment Disclosures*, to improve financial reporting by requiring disclosure of incremental segment information on an annual and interim basis for all public entities. ASU No. 2023-07 is meant to enhance interim disclosure requirements, clarify circumstances in which an entity can disclose multiple segment measures of profit or loss, and provide new segment disclosure requirements for entities with a single reportable segment. ASU No. 2023-07 is effective for us for the year ended December 31, 2024, although early adoption is permitted. We are currently evaluating the impact of adopting ASU 2023-07.

ASU No. 2023-09 Income Taxes—Improvements to Income Tax Disclosures

In December 2023, the FASB issued ASU No. 2023-09, *Income Taxes—Improvements to Income Tax Disclosures*, which require greater disaggregation of income tax disclosures related to the income tax rate reconciliation and income taxes paid. ASU No. 2023-09 is effective for us for the year ending December 31, 2025, although early adoption is permitted. We are currently evaluating the impact of adopting ASU No. 2023-09.

ALTICE USA, INC. AND SUBSIDIARIES
 COMBINED NOTES TO CONSOLIDATED FINANCIAL STATEMENTS (continued)
 (Dollars in thousands, except share and per share amounts)

NOTE 4. NET INCOME PER SHARE

Basic net income per common share attributable to Altice USA stockholders is computed by dividing net income attributable to Altice USA stockholders by the weighted average number of common shares outstanding during the period. Diluted income per common share attributable to Altice USA stockholders reflects the dilutive effects of stock options, restricted stock, restricted stock units, and deferred cash-denominated awards. For awards that are performance based, the dilutive effect is reflected upon the achievement of the performance criteria.

The following table presents a reconciliation of weighted average shares used in the calculations of the basic and diluted net income per share attributable to Altice USA stockholders:

	Years Ended December 31,		
	2023	2022	2021
	(in thousands)		
Basic weighted average shares outstanding	454,723	453,244	458,311
Effect of dilution:			
Stock options	—	—	3,972
Restricted stock	74	38	11
Restricted stock units	—	—	1
Deferred cash-denominated awards (Note 15)	237	—	—
Diluted weighted average shares outstanding	<u>455,034</u>	<u>453,282</u>	<u>462,295</u>
Weighted average shares excluded from diluted weighted average shares outstanding:			
Anti-dilutive shares	46,084	57,961	15,856
Share-based compensation awards whose performance metrics have not been achieved	<u>20,831</u>	<u>7,309</u>	<u>8,557</u>

Net income per membership unit for CSC Holdings is not presented since CSC Holdings is a limited liability company and a wholly-owned subsidiary of Altice USA.

NOTE 5. ALLOWANCE FOR DOUBTFUL ACCOUNTS

Activity related to our allowance for doubtful accounts is presented below:

	Balance at Beginning of Period	Provision for Bad Debt	Deductions/ Write-Offs and Other Charges	Balance at End of Period
<u>Year Ended December 31, 2023</u>				
Allowance for doubtful accounts	\$ 20,767	\$ 84,461	\$ (83,313)	\$ 21,915
<u>Year Ended December 31, 2022</u>				
Allowance for doubtful accounts	\$ 27,931	\$ 88,159	\$ (95,323)	\$ 20,767
<u>Year Ended December 31, 2021</u>				
Allowance for doubtful accounts	\$ 25,198	\$ 68,809	\$ (66,076)	\$ 27,931

ALTICE USA, INC. AND SUBSIDIARIES
 COMBINED NOTES TO CONSOLIDATED FINANCIAL STATEMENTS (continued)
 (Dollars in thousands, except share and per share amounts)

NOTE 6. SUPPLEMENTAL CASH FLOW INFORMATION

Our non-cash investing and financing activities and other supplemental data were as follows:

	Years Ended December 31,		
	2023	2022	2021
<u>Non-Cash Investing and Financing Activities:</u>			
<i>Altice USA and CSC Holdings:</i>			
Property and equipment accrued but unpaid	\$ 317,000	\$ 496,135	\$ 335,680
Notes payable for the purchase of equipment and other assets	213,325	132,452	89,898
Right-of-use assets acquired in exchange for finance lease obligations	133,056	160,542	145,047
Payable relating to acquisition of noncontrolling interest	7,036	—	—
Other non-cash investing and financing transactions	249	1,117	500
<i>CSC Holdings:</i>			
Contributions from (distributions to) parent, net	8,183	7,015	(19,500)
<u>Supplemental Data:</u>			
<i>Altice USA:</i>			
Cash interest paid, net of capitalized interest	1,582,646	1,247,747	1,178,088
Income taxes paid, net	200,295	253,962	263,589
<i>CSC Holdings:</i>			
Cash interest paid, net of capitalized interest	1,582,646	1,247,747	1,178,088
Income taxes paid, net	200,295	253,962	263,589

NOTE 7. RESTRUCTURING, IMPAIRMENTS AND OTHER OPERATING ITEMS

Our restructuring, impairments and other operating items are comprised of the following:

	Years Ended December 31,		
	2023	2022	2021
Contractual payments for terminated employees	\$ 39,915	\$ 4,002	\$ 6,227
Facility realignment costs	2,368	5,652	2,551
Impairment of right-of-use operating lease assets	10,554	3,821	6,701
Remeasurement of contingent consideration related to an acquisition	(6,345)	—	—
Transaction costs related to certain transactions not related to our operations	5,180	4,310	1,697
Litigation settlement (a)	—	112,500	—
Goodwill impairment (b)	163,055	—	—
Restructuring, impairments and other operating items	<u>\$ 214,727</u>	<u>\$ 130,285</u>	<u>\$ 17,176</u>

- (a) Represents the settlement of litigation in the fourth quarter of 2022, of which \$65,000 was paid in 2022 and the balance of \$47,500 is payable on or before June 30, 2024.
- (b) In connection with our annual recoverability assessment of goodwill, we recorded an impairment charge relating to our News and Advertising reporting unit for the year ended December 31, 2023. See Note 10 for additional information.

NOTE 8. PROPERTY, PLANT AND EQUIPMENT

Costs incurred in the construction of our cable systems, including line extensions to, and upgrade of, our hybrid fiber/coaxial infrastructure and construction of the parallel fiber-to-the-home ("FTTH") infrastructure, are capitalized. This includes headend facilities and initial placement of the feeder cable to connect a customer that had not been previously connected. These costs consist of materials, subcontractor labor, direct consulting fees, and internal labor

ALTICE USA, INC. AND SUBSIDIARIES
COMBINED NOTES TO CONSOLIDATED FINANCIAL STATEMENTS (continued)
(Dollars in thousands, except share and per share amounts)

and related costs associated with the construction activities (including interest related to FTTH construction). Internal costs that are capitalized consist of salaries and benefits of our employees and a portion of facility costs that supports the construction activities. Such costs are depreciated over the estimated life of our infrastructure and our headend facilities and related equipment (5 to 25 years). Costs of operating the plant and the technical facilities, including repairs and maintenance, are expensed as incurred.

Costs associated with the initial deployment of new customer premise equipment ("CPE") necessary to provide services are also capitalized. These costs include materials, subcontractor labor, internal labor, and other related costs associated with the connection activities. Departmental activities supporting the connection process are capitalized based on time-weighted activity allocations of costs. These installation costs are amortized over the estimated useful lives of the CPE. The portion of departmental costs related to disconnecting services and removing CPE from a customer, costs related to connecting CPE that has been previously connected to the network, and repairs and maintenance are expensed as incurred.

The estimated useful lives assigned to our property, plant and equipment are reviewed on an annual basis or more frequently if circumstances warrant and such lives are revised to the extent necessary due to changing facts and circumstances. Any changes in estimated useful lives are reflected prospectively.

Property, plant and equipment (including equipment under finance leases) consist of the following assets, which are depreciated or amortized on a straight-line basis over the estimated useful lives shown below:

	December 31,		Estimated Useful Lives
	2023	2022	
Customer premise equipment	\$ 2,242,175	\$ 2,134,561	3 to 5 years
Headends and related equipment	2,506,665	2,493,208	5 to 25 years
Infrastructure	8,727,425	7,711,815	5 to 25 years
Equipment and software	1,436,010	1,434,742	3 to 10 years
Construction in progress (including materials and supplies)	353,572	499,598	
Furniture and fixtures	80,585	81,518	5 to 8 years
Transportation equipment	123,193	145,413	5 to 10 years
Buildings and building improvements	574,162	550,884	10 to 40 years
Leasehold improvements	187,608	185,645	Term of lease
Land	48,804	48,793	
	<u>16,280,199</u>	<u>15,286,177</u>	
Less accumulated depreciation and amortization	<u>(8,162,442)</u>	<u>(7,785,397)</u>	
	<u>\$ 8,117,757</u>	<u>\$ 7,500,780</u>	

For the years ended December 31, 2023, 2022 and 2021, we capitalized certain costs aggregating \$47,267, \$138,845 and \$145,837, respectively, related to the acquisition and development of internal use software, which are included in the table above.

Depreciation expense on property, plant and equipment (including finance leases) for the years ended December 31, 2023, 2022 and 2021 amounted to \$,252,919, \$1,218,365 and \$1,145,316, respectively.

NOTE 9. LEASES

Our operating leases are comprised primarily of facility leases and our finance leases are comprised primarily of vehicle and equipment leases. We determine if an arrangement is a lease at inception and lease assets and liabilities are recognized upon commencement of the lease based on the present value of the future minimum lease payments over the lease term. Lease assets and liabilities are not recorded for leases with an initial term of one year or less. We generally use our incremental borrowing rate as the discount rate for leases, unless an interest rate is implicitly stated in the lease agreement. The lease term will include options to extend the lease when it is reasonably certain that we will exercise that option.

ALTICE USA, INC. AND SUBSIDIARIES
 COMBINED NOTES TO CONSOLIDATED FINANCIAL STATEMENTS (continued)
 (Dollars in thousands, except share and per share amounts)

Balance sheet information related to our leases is presented below:

	Balance Sheet location	December 31,	
		2023	2022
Operating leases:			
Right-of-use lease assets	Right-of-use operating lease assets	\$ 255,545	\$ 250,601
Right-of-use lease liability, current	Other current liabilities	47,965	38,740
Right-of-use lease liability, long-term	Right-of-use operating lease liability	264,647	260,237
Finance leases:			
Right-of-use lease assets	Property, plant and equipment	326,427	332,217
Right-of-use lease liability, current	Current portion of long-term debt	123,636	129,657
Right-of-use lease liability, long-term	Long-term debt	104,720	114,938

The following provides details of our lease expense:

	Years Ended December 31,	
	2023	2022
Operating lease expense, net	\$ 62,157	\$ 58,124
Finance lease expense:		
Amortization of assets	95,449	86,455
Interest on lease liabilities	14,912	11,332
Total finance lease expense	110,361	97,787
	\$ 172,518	\$ 155,911

Other information related to our leases is presented below:

	As of December 31,	
	2023	2022
Right-of-use assets acquired in exchange for operating lease obligations	\$ 60,108	\$ 74,063
Cash Paid For Amounts Included In Measurement of Liabilities:		
Operating cash flows from finance leases	14,912	11,332
Operating cash flows from operating leases	63,737	65,879
Weighted Average Remaining Lease Term:		
Operating leases	8.2 years	8.1 years
Finance leases	2.2 years	2.0 years
Weighted Average Discount Rate:		
Operating leases	5.70 %	5.63 %
Finance leases	7.78 %	5.49 %

ALTICE USA, INC. AND SUBSIDIARIES
 COMBINED NOTES TO CONSOLIDATED FINANCIAL STATEMENTS (continued)
 (Dollars in thousands, except share and per share amounts)

The minimum future annual payments under non-cancellable leases during the next five years and thereafter, at rates now in force, are as follows:

	Finance leases	Operating leases
2024	\$ 136,863	\$ 58,367
2025	76,968	54,781
2026	26,475	50,883
2027	4,921	47,799
2028	3,743	38,055
Thereafter	809	146,237
Total future minimum lease payments, undiscounted	249,779	396,122
Less: Imputed interest	(21,423)	(83,510)
Present value of future minimum lease payments	\$ 228,356	\$ 312,612

NOTE 10. INTANGIBLE ASSETS

Our amortizable intangible assets primarily consist of customer relationships acquired pursuant to business combinations and represent the value of the business relationship with those customers.

The following table summarizes information relating to our acquired amortizable intangible assets:

	As of December 31, 2023			As of December 31, 2022			Estimated Useful Lives
	Gross Carrying Amount	Accumulated Amortization	Net Carrying Amount	Gross Carrying Amount	Accumulated Amortization	Net Carrying Amount	
Customer relationships	\$ 6,073,152	\$ (4,824,140)	\$ 1,249,012	\$ 6,123,586	\$ (4,484,286)	\$ 1,639,300	3 to 18 years
Trade names	1,010,300	(1,010,300)	—	1,024,300	(1,018,212)	6,088	4 to 10 years
Other amortizable intangibles	50,495	(40,172)	10,323	62,119	(47,176)	14,943	1 to 15 years
	<u>\$ 7,133,947</u>	<u>\$ (5,874,612)</u>	<u>\$ 1,259,335</u>	<u>\$ 7,210,005</u>	<u>\$ (5,549,674)</u>	<u>\$ 1,660,331</u>	

During the third quarter of 2022, we reduced the gross carrying amount and accumulated amortization of our fully amortized Suddenlink trademark by approximately \$6,783, as we rebranded our entire footprint under the Optimum trademark.

Amortization expense for the years ended December 31, 2023, 2022 and 2021 aggregated \$91,378, \$555,308, and \$641,836, respectively.

The following table sets forth the estimated amortization expense on intangible assets for the periods presented:

<u>Estimated amortization expense</u>	
Year Ending December 31, 2024	\$309,717
Year Ending December 31, 2025	262,152
Year Ending December 31, 2026	217,182
Year Ending December 31, 2027	173,411
Year Ending December 31, 2028	130,122

ALTICE USA, INC. AND SUBSIDIARIES
 COMBINED NOTES TO CONSOLIDATED FINANCIAL STATEMENTS (continued)
 (Dollars in thousands, except share and per share amounts)

Goodwill and the value of indefinite-lived cable franchises acquired in business combinations are not amortized. Rather, such assets are tested for impairment annually or whenever events or changes in circumstances indicate that it is more likely than not that the assets may be impaired. See Note 2 for additional for additional information. The carrying amount of indefinite-lived cable franchise rights and goodwill is presented below:

	Indefinite-lived Cable Franchise Rights	Goodwill
Balance as of December 31, 2021	\$ 13,216,355	\$ 8,205,863
Goodwill recorded in connection with acquisitions	—	2,910
Balance as of December 31, 2022	13,216,355	8,208,773
Adjustment related to 2022 acquisition	—	(1,002)
Goodwill impairment	—	(163,055)
Balance as of December 31, 2023	<u>\$ 13,216,355</u>	<u>\$ 8,044,716</u>

Goodwill Impairment

We assess the recoverability of our goodwill annually as of October 1 ("annual impairment test date"). As of the annual impairment test date, goodwill amounted to \$8,207,771 (\$8,044,716 related to our Telecommunications reporting unit and \$163,055 related to our News and Advertising reporting unit). The goodwill related to our Telecommunications reporting unit was recorded in connection with the Cequel Acquisition in 2015 and the Cablevision Acquisition in 2016 and approximately \$130,040 of the goodwill related to our News and Advertising reporting unit was recorded in connection with the acquisition of Cheddar Inc. in 2019.

In 2023, we performed a quantitative impairment test for our reporting units. Based on this assessment, the estimated fair value of our Telecommunications reporting unit exceeded its carrying value and no impairment was recorded. However, the carrying value of our News and Advertising reporting unit exceeded its fair value resulting in an impairment charge of \$163,055. The decrease in the fair value of the News and Advertising reporting unit was primarily due to a decrease in projected cash flows due to the overall decline in the advertising market and an increase in the discount rate used in the discounted cash flow method.

ALTICE USA, INC. AND SUBSIDIARIES
 COMBINED NOTES TO CONSOLIDATED FINANCIAL STATEMENTS (continued)
 (Dollars in thousands, except share and per share amounts)

NOTE 11. DEBT

The following table provides details of our outstanding debt:

Date Issued	Maturity Date	Interest Rate at December 31, 2023	December 31, 2023		December 31, 2022		
			Principal Amount	Carrying Amount (a)	Principal Amount	Carrying Amount (a)	
CSC Holdings Senior Notes:							
May 23, 2014	June 1, 2024	5.250%	\$ 750,000	\$ 742,746	\$ 750,000	\$ 726,343	
October 18, 2018	April 1, 2028	7.500%	4,118	4,114	4,118	4,113	
November 27, 2018	April 1, 2028	7.500%	1,045,882	1,044,933	1,045,882	1,044,752	
July 10 and October 7, 2019	January 15, 2030	5.750%	2,250,000	2,275,915	2,250,000	2,279,483	
June 16 and August 17, 2020	December 1, 2030	4.625%	2,325,000	2,359,078	2,325,000	2,363,082	
May 13, 2021	November 15, 2031	5.000%	500,000	498,525	500,000	498,375	
			<u>6,875,000</u>	<u>6,925,311</u>	<u>6,875,000</u>	<u>6,916,148</u>	
CSC Holdings Senior Guaranteed Notes:							
September 23, 2016	April 15, 2027	5.500%	1,310,000	1,307,709	1,310,000	1,307,091	
January 29, 2018	February 1, 2028	5.375%	1,000,000	995,940	1,000,000	995,078	
January 24, 2019	February 1, 2029	6.500%	1,750,000	1,748,098	1,750,000	1,747,795	
June 16, 2020	December 1, 2030	4.125%	1,100,000	1,096,499	1,100,000	1,096,077	
August 17, 2020	February 15, 2031	3.375%	1,000,000	997,556	1,000,000	997,258	
May 13, 2021	November 15, 2031	4.500%	1,500,000	1,495,598	1,500,000	1,495,144	
April 25, 2023	May 15, 2028	11.250%	1,000,000	994,072			
			<u>8,660,000</u>	<u>8,635,472</u>	<u>7,660,000</u>	<u>7,38,443</u>	
CSC Holdings Restricted Group Credit Facility:							
Revolving Credit Facility	July 13, 2027	7.7 2%	(b)	825,000	821,632	1,575,000	1,570,730
Term Loan B	July 17, 2025	7.726%	(c)(g)	1,520,483	1,518,530	1,535,842	1,532,644
Incremental Term Loan B-3	January 15, 2026	7.726%	(d)(g)	521,744	520,988	527,014	525,883
Incremental Term Loan B-5	April 15, 2027	7.976%	(e)(g)	2,887,500	2,876,131	2,917,500	2,902,921
Incremental Term Loan B-6	January 15, 2028	9.862%	(f)	1,986,928	1,948,503	2,001,942	1,955,839
				<u>7,741,655</u>	<u>7,685,784</u>	<u>8,557,298</u>	<u>8,488,017</u>
Lightpath Senior Notes:							
September 29, 2020	September 15, 2028	5.625%		415,000	409,136	415,000	408,090
Lightpath Senior Secured Notes:							
September 29, 2020	September 15, 2027	3.875%		450,000	444,410	450,000	443,046
Lightpath Term Loan	November 30, 2027	8.726%		582,000	571,898	588,000	575,478
Lightpath Revolving Credit Facility							
				<u>1,447,000</u>	<u>1,425,444</u>	<u>1,453,000</u>	<u>1,426,614</u>
Collateralized indebtedness (see Note 12)						<u>1,759,017</u>	<u>1,746,281</u>
Finance lease obligations (see Note 9)					<u>228,356</u>	<u>228,356</u>	<u>244,595</u>
Notes payable and supply chain financing					<u>174,594</u>	<u>174,594</u>	<u>127,635</u>
				<u>25,126,605</u>	<u>25,074,961</u>	<u>26,676,545</u>	<u>26,587,733</u>
Less: current portion of credit facility debt				(61,177)	(61,177)	(71,643)	(71,643)
Less: current portion of collateralized indebtedness (h)						(1,759,017)	(1,746,281)
Less: current portion of finance lease obligations				(123,636)	(123,636)	(129,657)	(129,657)
Less: current portion of notes payable and supply chain financing				(174,594)	(174,594)	(127,496)	(127,496)
				<u>(359,407)</u>	<u>(359,407)</u>	<u>(2,087,813)</u>	<u>(2,075,077)</u>
Long-term debt				<u>\$ 24,767,198</u>	<u>\$ 24,715,554</u>	<u>\$ 24,588,732</u>	<u>\$ 24,5 2,656</u>

ALTICE USA, INC. AND SUBSIDIARIES
COMBINED NOTES TO CONSOLIDATED FINANCIAL STATEMENTS (continued)
(Dollars in thousands, except share and per share amounts)

-
- (a) The carrying amount is net of the unamortized deferred financing costs and/or discounts/premiums and with respect to certain notes, a fair value adjustment resulting from the Cequel and Cablevision acquisitions.
 - (b) At December 31, 2023, \$133,512 of the revolving credit facility was restricted for certain letters of credit issued on our behalf and \$1,516,488 of the \$2,475,000 facility was undrawn and available, subject to covenant limitations. The revolving credit facility bears interest at a rate of SOFR (plus a Term SOFR credit adjustment spread of 0.10%) plus 2.25% per annum.
 - (c) Term Loan B requires quarterly installments of \$3,840 and bears interest at a rate equal to Synthetic USD LIBOR plus 2.25% per annum.
 - (d) Incremental Term Loan B-3 requires quarterly installments of \$1,318 and bears interest at a rate equal to Synthetic USD LIBOR plus 2.25% per annum.
 - (e) Incremental Term Loan B-5 requires quarterly installments of \$7,500 and bears interest at a rate equal to Synthetic USD LIBOR plus 2.50% per annum.
 - (f) Incremental Term Loan B-6 requires quarterly installments of \$5,005 and bears interest at a rate equal to SOFR plus 4.50% per annum. The CSC Holdings' Incremental Term Loan B-6 that is due on the earlier of (i) January 15, 2028 and (ii) April 15, 2027 if, as of such date, any Incremental Term Loan B-5 borrowings are still outstanding, unless the Incremental Term Loan B-5 maturity date has been extended to a date falling after January 15, 2028.
 - (g) Pursuant to the term loan agreement, the interest rate on outstanding borrowings subsequent to the phase-out of London Interbank Offered Rate ("LIBOR") as of June 30, 2023, is Synthetic USD LIBOR, calculated as Term SOFR plus the spread adjustment for the corresponding LIBOR setting, being 0.11448% (1 month), 0.26161% (3 month) and 0.42826% (6 month), until September 30, 2024.
 - (h) The indebtedness was collateralized by shares of Comcast common stock. In January 2023, we settled this debt by delivering shares of Comcast common stock and the related equity derivative contracts. See Note 12.

For financing purposes, we have two debt silos: CSC Holdings and Lightpath. The CSC Holdings silo is structured as a restricted group (the "Restricted Group") and an unrestricted group, which includes certain designated subsidiaries and investments (the "Unrestricted Group"). The Restricted Group is comprised of CSC Holdings and substantially all of its wholly-owned operating subsidiaries excluding Lightpath. These Restricted Group subsidiaries are subject to the covenants and restrictions of the credit facility and indentures governing the notes issued by CSC Holdings. The Lightpath silo includes all of its operating subsidiaries which are subject to the covenants and restrictions of the credit facility and indentures governing the notes issued by Lightpath. See discussion below regarding the Lightpath debt financing.

CSC Holdings Credit Facilities

In October 2015, a wholly-owned subsidiary of Altice USA, which merged with and into CSC Holdings on June 21, 2016, entered into a senior secured credit facility, which, as amended, currently provides for U.S. dollar term loans (the "Term Loan B", and the term loans under the Term Loan B, the "CSC Term Loans") and U.S. dollar revolving loan commitments (the "CSC Revolving Credit Facility" and, together with the Term Loan B, the "CSC Credit Facilities"), which are governed by a credit facilities agreement entered into by, inter alios, CSC Holdings, certain lenders party thereto and JPMorgan Chase Bank, N.A. as administrative agent and security agent (as amended, restated, supplemented or otherwise modified from time to time, the "CSC Credit Facilities Agreement"). Amounts outstanding under the CSC Holdings Credit Facilities bear interest, at our election, at Term Secured Overnight Financing Rate ("SOFR"), Synthetic USD LIBOR, or at an alternate base rate, as defined therein, plus an applicable margin.

During the year ended December 31, 2023, CSC Holdings borrowed \$1,700,000 under its revolving credit facility and repaid \$2,450,000 of amounts outstanding under the revolving credit facility.

The CSC Credit Facilities Agreement requires the prepayment of outstanding CSC Term Loans, subject to certain exceptions and deductions, with (i) 100% of the net cash proceeds of certain asset sales, subject to reinvestment rights and certain other exceptions; and (ii) on a pari ratable share (based on the outstanding principal amount of the CSC Term Loans divided by the sum of the outstanding principal amount of all pari passu indebtedness and the CSC Term Loans) of 50% of annual excess cash flow, which will be reduced to 0% if the consolidated net senior secured leverage ratio of CSC Holdings is less than or equal to 4.5 to 1.

The obligations under the CSC Credit Facilities are guaranteed on a senior basis by each restricted subsidiary of CSC Holdings (other than CSC TKR, LLC and its subsidiaries, Lightpath, and certain excluded subsidiaries) and, subject

ALTICE USA, INC. AND SUBSIDIARIES
COMBINED NOTES TO CONSOLIDATED FINANCIAL STATEMENTS (continued)
(Dollars in thousands, except share and per share amounts)

to certain limitations, will be guaranteed by each future material wholly-owned restricted subsidiary of CSC Holdings. The obligations under the CSC Credit Facilities (including any guarantees thereof) are secured on a first priority basis, subject to any liens permitted by the CSC Credit Facilities, by capital stock held by CSC Holdings or any guarantor in certain subsidiaries of CSC Holdings, subject to certain exclusions and limitations.

The CSC Credit Facilities Agreement includes certain negative covenants which, among other things and subject to certain significant exceptions and qualifications, limit CSC Holdings' ability and the ability of its restricted subsidiaries to: (i) incur or guarantee additional indebtedness, (ii) make investments, (iii) create liens, (iv) sell assets and subsidiary stock, (v) pay dividends or make other distributions or repurchase or redeem our capital stock or subordinated debt, (vi) engage in certain transactions with affiliates, (vii) enter into agreements that restrict the payment of dividends by subsidiaries or the repayment of intercompany loans and advances; and (viii) engage in mergers or consolidations. In addition, the CSC Revolving Credit Facility includes a financial maintenance covenant solely for the benefit of the lenders under the CSC Revolving Credit Facility consisting of a maximum consolidated net senior secured leverage ratio of CSC Holdings and its restricted subsidiaries of 5.0 to 1.0. The financial covenant is tested on the last day of any fiscal quarter, but only if on such day there are outstanding borrowings, as defined, under the CSC Revolving Credit Facility.

The CSC Credit Facilities Agreement also contains certain customary representations and warranties, affirmative covenants and events of default (including, among others, an event of default upon a change of control). If an event of default occurs, the lenders under the CSC Credit Facilities will be entitled to take various actions, including the acceleration of amounts due under the CSC Credit Facilities and all actions permitted to be taken by a secured creditor.

Issuances of CSC Holdings Senior Guaranteed Notes

In April 2023, CSC Holdings issued \$1,000,000 in aggregate principal amount of senior guaranteed notes that bear interest at a rate of 1.250% and mature on May 15, 2028. The Company used the proceeds to repay outstanding borrowings drawn under the Revolving Credit Facility.

CSC Holdings Senior Guaranteed Notes and Senior Notes

The indentures under which the Senior Guaranteed Notes and Senior Notes were issued contain certain customary covenants and agreements, including limitations on the ability of CSC Holdings and its restricted subsidiaries to (i) incur or guarantee additional indebtedness, (ii) make investments or other restricted payments, (iii) create liens, (iv) sell assets and subsidiary stock, (v) pay dividends or make other distributions or repurchase or redeem our capital stock or subordinated debt, (vi) engage in certain transactions with affiliates, (vii) enter into agreements that restrict the payment of dividends by subsidiaries or the repayment of intercompany loans and advances, and (viii) engage in mergers or consolidations, in each case subject to certain exceptions. The indentures also contain certain customary events of default. If an event of default occurs, the obligations under the notes may be accelerated.

Subject to customary conditions, we may redeem some or all of the notes at the redemption price set forth in the relevant indenture, plus accrued and unpaid interest, plus a specified "make-whole" premium (in the event the notes are redeemed prior to a certain specified time set forth in the indentures).

Lightpath Credit Facility

On September 29, 2020, Lightpath entered into a credit agreement between, inter alios, certain lenders party thereto and Goldman Sachs Bank USA, as administrative agent, and Deutsche Bank Trust Company Americas, as collateral agent, (the "Lightpath Credit Agreement") which provides for, among other things, (i) a term loan in an aggregate principal amount of \$600,000 (the "Lightpath Term Loan Facility") at a price of 99.50% of the aggregate principal amount, which was drawn on November 30, 2020, and (ii) revolving loan commitments in an aggregate principal amount of \$100,000 (the "Lightpath Revolving Credit Facility").

As of December 31, 2023 and 2022, there were no borrowings outstanding under the Lightpath Revolving Credit Facility. We are required to make scheduled quarterly payments of \$1,500 pursuant to the Lightpath Term Loan Facility.

In June 2023, Lightpath entered into an amendment (the "First Amendment") under its existing credit facility agreement to replace LIBOR-based benchmark rates with SOFR-based benchmark rates. The First Amendment provides for interest on borrowings under its term loan and revolving credit facility to be calculated for any (i) SOFR

ALTICE USA, INC. AND SUBSIDIARIES
COMBINED NOTES TO CONSOLIDATED FINANCIAL STATEMENTS (continued)
(Dollars in thousands, except share and per share amounts)

loan, at a rate per annum equal to the Term SOFR (plus spread adjustments of 0.11448%, 0.26161% and 0.42826% for interest periods of one, three and six months, respectively) or (ii) the alternate base rate loan, at the alternative base rate as applicable, plus the applicable margin in each case, where the applicable margin is 2.25% per annum with respect to any alternate base rate loan and 3.25% per annum with respect to any SOFR loan.

Debt issued by Lightpath is subject to certain restrictive covenants. Lightpath is subject to incurrence based covenants, which do not require ongoing compliance with financial ratios, but place certain limitations on the Lightpath's ability to, among other things, incur or guarantee additional debt (including to finance new acquisitions), create liens, pay dividends and other distributions or prepay subordinated indebtedness, make investments, sell assets, engage in affiliate transactions or engage in mergers or consolidations. These covenants are subject to several important exceptions and qualifications.

To be able to incur additional debt under an applicable debt instrument, Lightpath must either meet the ratio test described below (on a pro forma basis for any contemplated transaction giving rise to the debt incurrence) or have available capacity under the general debt basket or meet certain other exceptions to the limitation on indebtedness covenant in such debt instrument. Senior debt of Lightpath will be subject to an incurrence test of 6.75:1 (Consolidated Net Leverage to L2QA Pro Forma EBITDA (each as defined in the relevant debt instruments)) and senior secured debt of Lightpath will be subject to an incurrence test of 4.75:1 (Consolidated Net Senior Secured Leverage (as defined in the relevant debt instrument) to L2QA Pro Forma EBITDA).

Debt Compliance

As of December 31, 2023, CSC Holdings and Lightpath were in compliance with applicable financial covenants under their respective credit facilities and with applicable financial covenants under each respective indenture by which the senior guaranteed notes, senior secured notes and senior notes were issued.

Gain (Loss) on Extinguishment of Debt and the Write-off of Deferred Financing Costs

The following table provides a summary of the gain (loss) on extinguishment of debt and the write-off of deferred financing costs recorded by us:

	For the Year Ended December 31,		
	2023	2022	2021
Settlement of collateralized debt (see Note 12)	\$ 4,393	\$ —	\$ —
Refinancing of CSC Holdings Term Loan B and Incremental Term Loan B-3	—	(575)	—
Repayment of CSC Holdings 5.500% Senior Guaranteed Notes due 2026	—	—	(51,712)

Supply Chain Financing Arrangement

We have a supply chain financing arrangement with a financial institution with credit availability of \$175,000 that is used to finance certain of our property and equipment purchases. This arrangement extends our repayment terms beyond a vendor's original invoice due dates (for up to one year) and as such are classified as debt on our consolidated balance sheets.

The following is a rollforward of the outstanding balances relating to our supply chain financing arrangement:

Balance as of December 31, 2022	\$ 123,880
Invoices financed	213,325
Repayments	(162,751)
Balance as of December 31, 2023	<u>\$ 174,454</u>

Summary of Debt Maturities

The future principal payments under our various debt obligations outstanding as of December 31, 2023, including notes payable and supply chain financing, but excluding finance lease obligations (see Note 9), are as follows:

ALTICE USA, INC. AND SUBSIDIARIES
 COMBINED NOTES TO CONSOLIDATED FINANCIAL STATEMENTS (continued)
 (Dollars in thousands, except share and per share amounts)

Years Ending December 31.

2024	\$	1,001,242
2025 (a)		2,391,415
2026		567,223
2027		5,141,519
2028 (b)		5,371,850
Thereafter		10,425,000

- (a) Includes \$825,000 principal amount related to the CSC Holdings' revolving credit facility. As a result of the debt transaction in January 2024 discussed in Note 18, the revolving credit facility will mature on July 13, 2027.
- (b) Includes \$1,906,850 principal amount related to the CSC Holdings' Incremental Term Loan B-6 that is due on the earlier of (i) January 15, 2028 and (ii) April 15, 2027 if, as of such date, any Incremental Term Loan B-5 borrowings are still outstanding, unless the Incremental Term Loan B-5 maturity date has been extended to a date falling after January 15, 2028.

The amounts in the table above do not include the effects of the debt transactions discussed in Note 18.

NOTE 12. DERIVATIVE CONTRACTS AND COLLATERALIZED INDEBTEDNESS

Prepaid Forward Contracts

Historically, we had entered into various transactions to limit the exposure against equity price risk on shares of Comcast Corporation ("Comcast") common stock we previously owned. We monetized all of our stock holdings in Comcast through the execution of prepaid forward contracts, collateralized by an equivalent amount of the respective underlying stock.

We received cash proceeds upon execution of the prepaid forward contracts which had been reflected as collateralized indebtedness in the accompanying consolidated balance sheet as of December 31, 2022. In addition, we separately accounted for the equity derivative component of the prepaid forward contracts. These equity derivatives were not designated as hedges for accounting purposes, therefore, the net fair values of the equity derivatives had been reflected in the accompanying consolidated balance sheet as an asset at December 31, 2022, and the net increases or decreases in the fair value of the equity derivative component of the prepaid forward contracts were included in gain (loss) on derivative contracts in the accompanying consolidated statements of operations.

In January 2023, we settled our outstanding collateralized indebtedness by delivering the Comcast shares we held and the related equity derivative contracts which resulted in us receiving net cash of approximately \$50,500 (including dividends of \$11,598) and recorded a gain on the extinguishment of debt of \$4,393.

As of December 31, 2023, we did not hold and have not issued equity derivative instruments for trading or speculative purposes.

Interest Rate Swap Contracts

To manage interest rate risk, we have from time to time entered into interest rate swap contracts to adjust the proportion of total debt that is subject to variable and fixed interest rates. Such contracts effectively fix the borrowing rates on floating rate debt to provide an economic hedge against the risk of rising rates and/or effectively convert fixed rate borrowings to variable rates to permit us to realize lower interest expense in a declining interest rate environment. We monitor the financial institutions that are counterparties to our interest rate swap contracts and we only enter into interest rate swap contracts with financial institutions that are rated investment grade. All such contracts are not designated as hedges for accounting purposes and are carried at their fair market values on our consolidated balance sheets, with changes in fair value reflected in the consolidated statements of operations.

ALTICE USA, INC. AND SUBSIDIARIES
COMBINED NOTES TO CONSOLIDATED FINANCIAL STATEMENTS (continued)
(Dollars in thousands, except share and per share amounts)

The following represents the location of the assets associated with our derivative instruments within the consolidated balance sheets:

Derivatives Not Designated as Hedging Instruments	Balance Sheet Location	Fair Value at December 31,	
		2023	2022
Asset Derivatives:			
Prepaid forward contracts	Derivative contracts	\$ —	\$ 263,873
Interest rate swap contracts	Other assets, long-term	112,914	185,622
		<u>\$ 112,914</u>	<u>\$ 449,495</u>

The following table presents certain consolidated statement of operations data related to our derivative contracts and the underlying Comcast common stock:

	Years Ended December 31,		
	2023	2022	2021
Gain (loss) on derivative contracts related to change in the value of equity derivative contracts related to Comcast common stock	\$ (166,489)	\$ 425,815	\$ 85,911
Change in fair value of Comcast common stock included in gain (loss) on investments	192,010	(659,792)	(88,917)
Gain on interest rate swap contracts, net	32,664	271,788	92,735

Interest Rate Swap Contract

In connection with the phase-out of LIBOR as of June 30, 2023, the Company entered into amendments to its existing interest rate swap contracts that transitioned the reference rates from LIBOR to SOFR. These amendments had no impact to our consolidated financial statements as we utilized the expedients set forth in FASB Topic 848, *Reference Rate Reform*. The following is a summary of the terms of the amended interest rate swap contracts:

Maturity Date	Notional Amount	Prior to Amendments		Subsequent to Amendments	
		Company Pays	Company Receives	Company Pays	Company Receives
CSC Holdings:					
January 2025 (a)	\$ 500,000	Fixed rate of 1.53%	Three-month LIBOR	Fixed rate of 1.3281%	One-month SOFR
January 2025 (a)	500,000	Fixed rate of 1.625%	Three-month LIBOR	Fixed rate of 1.4223%	One-month SOFR
January 2025 (a)	500,000	Fixed rate of 1.458%	Three-month LIBOR	Fixed rate of 1.2567%	One-month SOFR
December 2026 (b)	750,000	Fixed rate of 2.9155%	Three-month LIBOR	Fixed rate of 2.7129%	One-month SOFR
December 2026 (b)	750,000	Fixed rate of 2.9025%	Three-month LIBOR	Fixed rate of 2.6999%	One-month SOFR
Lightpath:					
December 2026 (a)	300,000	Fixed rate of 2.161%	One-month LIBOR	Fixed rate of 2.11%	One-month SOFR

(a) Amended rates effective June 15, 2023.

(b) Amended rates effective July 17, 2023.

In April 2023, Lightpath entered into an interest rate swap contract, effective June 2023 on a notional amount of \$80,000, whereby Lightpath pays interest of 3.523% through December 2026 and receives interest based on one-month SOFR. This swap contract is also not designated as a hedge for accounting purposes. Accordingly, this contract is carried at its fair market value on our consolidated balance sheet, with changes in fair value reflected in the consolidated statements of operations.

NOTE 13. FAIR VALUE MEASUREMENT

The fair value hierarchy is based on inputs to valuation techniques that are used to measure fair value that are either observable or unobservable. Observable inputs reflect assumptions market participants would use in pricing an asset or liability based on market data obtained from independent sources while unobservable inputs reflect a reporting

ALTICE USA, INC. AND SUBSIDIARIES
COMBINED NOTES TO CONSOLIDATED FINANCIAL STATEMENTS (continued)
(Dollars in thousands, except share and per share amounts)

entity's pricing based upon their own market assumptions. The fair value hierarchy consists of the following three levels:

- Level I - Quoted prices for identical instruments in active markets.
- Level II - Quoted prices for similar instruments in active markets; quoted prices for identical or similar instruments in markets that are not active; and model-derived valuations whose inputs are observable or whose significant value drivers are observable.
- Level III - Instruments whose significant value drivers are unobservable.

The following table presents our financial assets and financial liabilities that are measured at fair value on a recurring basis and their classification under the fair value hierarchy:

	Fair Value Hierarchy	December 31,	
		2023	2022
Assets:			
Money market funds	Level I	\$ 49,541	\$ 141,137
Investment securities pledged as collateral	Level I	—	1,502,145
Prepaid forward contracts (a)	Level II	—	263,873
Interest rate swap contracts	Level II	112,914	185,622
Liabilities:			
Contingent consideration related to acquisition	Level III	2,037	8,383

(a) In January 2023, the Company settled its outstanding collateralized indebtedness by delivering the Comcast shares it held and the related equity derivative contracts.

The Company's money market funds which are classified as cash equivalents and investment securities pledged as collateral are classified within Level I of the fair value hierarchy because they are valued using quoted market prices.

The Company's derivative contracts and liabilities under derivative contracts on the Company's consolidated balance sheets are valued using market-based inputs to valuation models. These valuation models require a variety of inputs, including contractual terms, market prices, yield curves, and measures of volatility. When appropriate, valuations are adjusted for various factors such as liquidity, bid/offer spreads and credit risk considerations. Such adjustments are generally based on available market evidence. Since model inputs can generally be verified and do not involve significant management judgment, the Company has concluded that these instruments should be classified within Level II of the fair value hierarchy.

The fair value of the contingent consideration as of December 31, 2023 and 2022 related to an acquisition in the third quarter of 2022 and were determined using a probability assessment of the contingent payment for the respective periods.

Fair Value of Financial Instruments

The following methods and assumptions were used to estimate fair value of each class of financial instruments for which it is practicable to estimate:

Credit Facility Debt, Collateralized Indebtedness, Senior Notes, Senior Guaranteed Notes, Senior Secured Notes, Notes Payable and Supply Chain Financing

The fair values of each of the Company's debt instruments are based on quoted market prices for the same or similar issues or on the current rates offered to the Company for instruments of the same remaining maturities. The fair value of notes payable is based primarily on the present value of the remaining payments discounted at the borrowing cost. The carrying value of outstanding amounts related to supply chain financing agreements approximates the fair value due to their short-term maturity (less than one year).

ALTICE USA, INC. AND SUBSIDIARIES
COMBINED NOTES TO CONSOLIDATED FINANCIAL STATEMENTS (continued)
(Dollars in thousands, except share and per share amounts)

The carrying values, estimated fair values, and classification under the fair value hierarchy of the Company's financial instruments, excluding those that are carried at fair value in the accompanying consolidated balance sheets, are summarized below:

	Fair Value Hierarchy	December 31, 2023		December 31, 2022	
		Carrying Amount (a)	Estimated Fair Value	Carrying Amount (a)	Estimated Fair Value
Credit facility debt	Level II	\$ 8,257,682	\$ 8,323,654	\$ 9,063,495	\$ 9,145,298
Collateralized indebtedness (b)	Level II	—	—	1,746,281	1,731,771
Senior guaranteed and senior secured notes	Level II	9,079,882	7,784,288	8,081,489	6,154,075
Senior notes	Level II	7,334,447	4,932,931	7,324,238	4,531,300
Notes payable and supply chain financing	Level II	174,594	174,594	127,635	127,608
		<u>\$ 24,846,605</u>	<u>\$ 21,215,467</u>	<u>\$ 26,343,138</u>	<u>\$ 21,690,052</u>

(a) Amounts are net of unamortized deferred financing costs and discounts/premiums.

(b) In January 2023, the Company settled its outstanding collateralized indebtedness by delivering the Comcast shares it held and the related equity derivative contracts.

The fair value estimates related to our debt instruments presented above are made at a specific point in time, based on relevant market information and information about the financial instrument. These estimates are subjective in nature and involve uncertainties and matters of significant judgments and therefore cannot be determined with precision. Changes in assumptions could significantly affect the estimates.

NOTE 14. INCOME TAXES

Altice USA files a federal consolidated and certain state combined income tax returns with its 80% or more owned subsidiaries. CSC Holdings and its subsidiaries are included in the consolidated federal income tax returns of Altice USA. The income tax provision for CSC Holdings is determined on a stand-alone basis for all periods presented as if CSC Holdings filed separate consolidated income tax returns. In accordance with a tax sharing agreement between CSC Holdings and Altice USA, CSC Holdings has an obligation to Altice USA for its stand-alone current tax liability as if it filed separate income tax returns.

Income tax expense for the years ended December 31, 2023, 2022 and 2021 consist of the following components:

	Altice USA			CSC Holdings		
	Years Ended December 31,			Years Ended December 31,		
	2023	2022	2021	2023	2022	2021
Current expense (benefit):						
Federal	\$ 227,189	\$ 133,329	\$ 168,397	\$ 227,189	\$ 133,329	\$ 179,032
State	54,130	81,076	56,211	62,312	88,068	56,211
Foreign	105	128	(3)	105	128	(3)
	<u>281,424</u>	<u>214,533</u>	<u>224,605</u>	<u>289,606</u>	<u>221,525</u>	<u>235,240</u>
Deferred expense (benefit):						
Federal	(210,378)	(43,797)	70,989	(210,378)	(43,797)	70,989
State	(16,547)	80,356	(30,108)	(21,680)	69,676	(38,608)
Foreign	10	(174)	(180)	10	(174)	(180)
	<u>(226,915)</u>	<u>36,385</u>	<u>40,701</u>	<u>(232,048)</u>	<u>25,705</u>	<u>32,201</u>
	<u>54,509</u>	<u>250,918</u>	<u>265,306</u>	<u>57,558</u>	<u>247,230</u>	<u>267,441</u>
Tax expense relating to uncertain tax positions	(14,981)	44,922	29,669	(14,981)	44,922	29,669
Income tax expense	<u>\$ 39,528</u>	<u>\$ 295,840</u>	<u>\$ 294,975</u>	<u>\$ 42,577</u>	<u>\$ 292,152</u>	<u>\$ 297,110</u>

ALTICE USA, INC. AND SUBSIDIARIES
COMBINED NOTES TO CONSOLIDATED FINANCIAL STATEMENTS (continued)
(Dollars in thousands, except share and per share amounts)

The income tax expense attributable to operations differs from the amount derived by applying the statutory federal rate to pretax income principally due to the effect of the following items:

	Altice USA			CSC Holdings		
	Years Ended December 31,			Years Ended December 31,		
	2023	2022	2021	2023	2022	2021
Federal tax expense at statutory rate	\$ 24,899	\$ 108,513	\$ 274,240	\$ 24,899	\$ 108,513	\$ 274,240
State income taxes, net of federal impact	6,436	26,527	21,492	9,842	28,768	13,973
Minority interest	(5,494)	(5,914)	(5,092)	(5,494)	(5,914)	(5,092)
Changes in the valuation allowance	13,847	20,176	13,573	14,099	15,494	12,793
Change in New York state rate to measure deferred taxes, net of federal impact	—	112,117	—	—	112,117	—
Other changes in the state rates used to measure deferred taxes, net of federal impact	23,909	(9,603)	(6,924)	23,300	(10,849)	(7,125)
Tax expense (benefit) relating to uncertain tax positions	(14,311)	36,281	24,580	(14,311)	36,281	24,580
Tax credits	(4,201)	(3,544)	(2,500)	(4,201)	(3,544)	(2,500)
Excess tax deficiencies (benefits) related to share-based compensation including non-deductible carried unit plans	11,696	10,321	(2,602)	11,696	10,321	(2,602)
Non-deductible officers compensation	3,934	4,916	7,201	3,934	4,916	7,201
Foreign losses of disregarded entities	(6,097)	(6,352)	—	(6,097)	(6,352)	—
Business dispositions	(46,591)	—	(12,643)	(46,591)	—	(12,643)
Goodwill impairment	34,241	—	—	34,241	—	—
Other permanent differences	—	—	(22,613)	—	—	(22,613)
Other, net	(2,740)	2,402	6,263	(2,740)	2,401	16,898
Income tax expense	\$ 39,528	\$ 295,840	\$ 294,975	\$ 42,577	\$ 292,152	\$ 297,110

Due to the sale of our Cheddar News business in December 2023 to an unrelated third party, we recognized a capital loss resulting in an income tax benefit. In addition, our income tax expense was impacted by the non-deductibility of the impairment of goodwill related to our News and Advertising business (see Note 10).

In December 2022, the New York State Division of Tax Appeals, via an Administrative Law Judge determination, published a decision in Charter Communications, Inc. versus New York State, which concluded that each corporation in a combined reporting group would have to separately qualify as a qualified emerging technology company (“QETC”) to use the preferential QETC tax rate. As we had been historically using the QETC rate at the combined reporting group level, we recorded a cumulative income tax expense of \$157,300 that included both a revaluation of state deferred taxes and an increase to our uncertain tax positions reserve for tax years 2017 through 2022 based on this published decision.

In 2021, due to internal restructuring of i24NEWS and a permanent reduction in tax relating to the Opportunity Zones commitment (see note below), a permanent tax benefit of \$35,256 was recognized.

ALTICE USA, INC. AND SUBSIDIARIES
COMBINED NOTES TO CONSOLIDATED FINANCIAL STATEMENTS (continued)
(Dollars in thousands, except share and per share amounts)

The tax effects of temporary differences which give rise to significant portions of deferred tax assets or liabilities and the corresponding valuation allowance are as follows:

	Altice USA		CSC Holdings	
	December 31,		December 31,	
	2023	2022	2023	2022
<i>Noncurrent</i>				
NOLs, capital loss, and tax credit carry forwards (a)	\$ 130,134	\$ 117,995	\$ 104,071	\$ 86,547
Compensation and benefit plans	90,853	97,115	90,853	97,115
Restructuring liability	7,220	2,079	7,220	2,079
Other liabilities	50,440	48,433	50,440	48,433
Research and experimental expenditures	33,427	22,292	33,427	22,292
Derivative contracts	(40,357)	315,861	(40,357)	315,861
Interest deferred for tax purposes	536,284	272,842	536,284	272,842
Operating lease liability	79,263	71,232	79,263	71,232
Deferred tax assets	887,264	947,849	861,201	916,401
Less: Valuation allowance	(87,407)	(73,560)	(64,844)	(50,745)
Net deferred tax assets, noncurrent	799,857	874,289	796,357	865,656
Deferred tax liabilities:				
Fixed assets and intangibles	(5,250,112)	(5,185,319)	(5,250,112)	(5,185,319)
Operating lease asset	(64,163)	(58,360)	(64,163)	(58,360)
Investments	1,519	(393,700)	1,519	(393,700)
Partnership investments	(173,198)	(155,434)	(173,198)	(155,434)
Prepaid expenses	(14,630)	(11,477)	(14,630)	(11,477)
Fair value adjustments related to debt and deferred financing costs	(1,751)	(5,698)	(1,751)	(5,698)
Opportunity Zone tax deferral	(145,655)	(145,608)	(145,655)	(145,608)
Deferred tax liability, noncurrent	(5,647,990)	(5,955,596)	(5,647,990)	(5,955,596)
Total net deferred tax liabilities	\$ (4,848,133)	\$ (5,081,307)	\$ (4,851,633)	\$ (5,089,940)

(a) Includes deferred tax assets of \$326 and \$354 as of December 31, 2023 and 2022, respectively, that relate to the net operating losses of foreign subsidiaries which are presented under Other assets on the consolidated balance sheets.

Under the Tax Cuts & Jobs Act ("TCJA") enacted in December 2017, research and experimental expenditures are required to be capitalized and amortized for the tax years beginning after December 31, 2021. As a result, we have capitalized (net of amortization) \$33,427 and \$22,292 as of December 31, 2023 and 2022, respectively.

As a result of us selling our 1% interest in Newsday LLC, as well as internal restructuring of i24NEWS in 2021, capital losses of \$235,316 and \$104,171, respectively, were recognized for tax purposes. In the fourth quarter of 2022, we carried back the net capital loss against the taxable capital gain generated in connection with the 49.99% sale of Lightpath in 2020. In addition, we received \$48,645 in 2021 relating to a refund request for prior year AMT credits, including \$12,161 claimed in 2020 due to the CARES Act acceleration of credits.

Deferred tax assets have resulted primarily from our future deductible temporary differences and NOLs. In assessing the realizability of deferred tax assets, management considers whether it is more likely than not that some portion or all of the deferred tax asset will not be realized. In evaluating the need for a valuation allowance, management takes into account various factors, including the expected level of future taxable income, available tax planning strategies and reversals of existing taxable temporary differences. If such estimates and related assumptions change in the future, we may be required to record additional valuation allowances against its deferred tax assets, resulting in additional income tax expense in our consolidated statements of operations. Management evaluates the realizability of the deferred tax assets and the need for additional valuation allowances quarterly. Due to the significant deferred tax

ALTICE USA, INC. AND SUBSIDIARIES
COMBINED NOTES TO CONSOLIDATED FINANCIAL STATEMENTS (continued)
(Dollars in thousands, except share and per share amounts)

liabilities associated with our fixed assets and intangibles, primarily due to the change in the 2017 TCJA, allowing 100% bonus depreciation on most fixed assets (this percentage decreases to 80% for 2023), as well as the continued taxable income adjustments associated with the deferred tax liabilities established under purchase accounting pursuant to the Cablevision and Cequel acquisitions in 2016, the future taxable income that will result from the reversal of existing taxable temporary differences for which deferred tax liabilities are recognized is sufficient to conclude it is more likely than not that we will realize all of its gross deferred tax assets, except those deferred tax assets against which a valuation allowance has been recorded which relate to certain state NOLs and the foreign NOLs in i24NEWS.

In the normal course of business, we engage in transactions in which the income tax consequences may be uncertain. Our income tax returns are filed based on interpretation of tax laws and regulations. Such income tax returns are subject to examination by taxing authorities. For financial statement purposes, we only recognize tax positions that it believes are more likely than not of being sustained. There is considerable judgment involved in determining whether positions taken or expected to be taken on the tax return are more likely than not of being sustained. Changes in the liabilities for uncertain tax positions are recognized in the interim period in which the positions are effectively settled or there is a change in factual circumstances.

The following is the activity relating to our liability for uncertain tax positions:

	Years Ended December 31,		
	2023	2022	2021
Balance at beginning of year	\$ 70,593	\$ 25,296	\$ 1,301
Increases (decreases) from prior period positions	(18,714)	871	(637)
Increases from current period positions	1,131	44,426	24,632
Balance at end of year	<u>\$ 53,010</u>	<u>\$ 70,593</u>	<u>\$ 25,296</u>

Interest and penalties related to unrecognized tax benefits ("UTBs") are included in our provision for income taxes. We recognized a net expense (benefit) for interest and penalties of \$1,475, \$9,683 and \$6,159 during the years ended December 31, 2023, 2022, and 2021, respectively. As of December 31, 2023 and 2022, accrued interest and penalties associated with UTBs were \$18,264 and \$16,789, respectively. The increase in interest and penalties for the year ended December 31, 2023 was primarily due to an interest accrual on our QETC reserve position (see discussion above). We are not expecting a material change in this reserve due to expiring statutes, audit activity, or tax payments in the next twelve months. If we were to prevail on all uncertain positions, the net effect would result in an income tax benefit of \$40,961.

The most significant jurisdictions in which we are required to file income tax returns include the states of New York, New Jersey, Connecticut, and the City of New York. The State and City of New York are presently auditing income tax returns for tax years 2015 through 2019. The State of New Jersey is presently auditing income tax returns for tax years 2014 through 2017, and for tax years 2018 through 2020. Management does not believe that the resolution of these ongoing income tax examinations will have a material adverse impact on our financial position.

NOTE 15. SHARE-BASED COMPENSATION

The following table presents share-based compensation expense (benefit) and unrecognized compensation cost:

	Share-Based Compensation			Unrecognized Compensation Cost as of December 31, 2023
	2023	2022	2021	
Awards issued pursuant to LTIP:				
Stock option awards (a)	\$ (3,850)	\$ 86,307	\$ 87,697	\$ 6,659
Performance stock units (a)	(12,757)	10,220	8,675	6,443
Restricted share units	33,809	63,458	1,120	57,546
Other	30,724	—	804	46,937
	<u>\$ 47,926</u>	<u>\$ 159,985</u>	<u>\$ 98,296</u>	<u>\$ 117,585</u>

ALTICE USA, INC. AND SUBSIDIARIES
COMBINED NOTES TO CONSOLIDATED FINANCIAL STATEMENTS (continued)
(Dollars in thousands, except share and per share amounts)

(a) The benefit for the year ended December 31, 2023 includes credits due to the modification of awards to certain former executive officers and other forfeitures.

Long Term Incentive Plan

Pursuant to the Altice USA 2017 Long Term Incentive Plan, as amended (the "2017 LTIP"), we may grant awards of options, restricted shares, restricted share units, stock appreciation rights, performance stock, performance stock units and other awards. The maximum aggregate number of shares that may be issued for all purposes under the Plan is 89,879,291. Awards may be granted to our officers, employees and consultants or any of our affiliates. The 2017 LTIP is administered by Altice USA's Board of Directors (the "Board"), subject to the provision of the stockholders' agreement. The Board has delegated its authority to our Compensation Committee. The Compensation Committee has the full power and authority to, among other things, select eligible participants, to grant awards in accordance with the 2017 LTIP, to determine the number of shares subject to each award or the cash amount payable in connection with an award and determine the terms and conditions of each award.

Stock Option Awards

Options outstanding under the 2017 LTIP Plan either (i) cliff vest on the third anniversary of the date of grant, (ii) vest over 3 years in annual increments of 33-1/3%, or (iii) vest over 4 years, where 50% vest on the second anniversary, 25% on the third anniversary and 25% on the fourth anniversary of the date of grant. The option awards generally are subject to continued employment with the Company, and expire 10 years from the date of grant. Performance based option awards vest upon achievement of performance criteria.

The following table summarizes activity related to stock options granted to our employees:

	Shares Under Option		Weighted Average Exercise Price Per Share	Weighted Average Remaining Contractual Term (in years)	Aggregate Intrinsic Value (a)
	Time Vesting				
Balance at December 31, 2020	37,062,146	\$	25.52	8.69	\$ 457,608
Granted	18,192,257		16.87		
Exercised	(1,368,156)		17.47		
Forfeited and Cancelled	(2,887,431)		28.02		
Balance at December 31, 2021	50,998,816		22.51	8.29	6,801
Granted	7,888,472		9.30		
Forfeited and Cancelled	(7,811,613)		23.84		
Balance at December 31, 2022	51,075,675	\$	20.27	7.73	\$ 184
Granted	640		4.69		
Forfeited	(3,525,176)		21.94		
Exchanged and Canceled (b)	(24,015,508)		20.72		
Balance at December 31, 2023	23,535,631	\$	19.55	5.98	\$ —
Options exercisable at December 31, 2023	17,931,371	\$	22.76	5.17	\$ —

(a) The aggregate intrinsic value is calculated as the difference between the exercise price and the closing price of Altice USA's Class A common stock at the respective date.

(b) Options exchanged and canceled in connection with the Company's stock option exchange program discussed below.

As of December 31, 2023, the total unrecognized compensation cost related to stock options is expected to be recognized over a weighted-average period of approximately 2.65 years.

We calculate the fair value of each option award on the date of grant using the Black-Scholes valuation model. Our computation of expected life was determined based on the simplified method (the average of the vesting period and option term) due to our lack of recent historical data for similar awards. The interest rate for periods within the contractual life of the stock option was based on interest yields for U.S. Treasury instruments in effect at the time of

ALTICE USA, INC. AND SUBSIDIARIES
COMBINED NOTES TO CONSOLIDATED FINANCIAL STATEMENTS (continued)
(Dollars in thousands, except share and per share amounts)

grant. Our computation of expected volatility was based on historical volatility of the Altice USA common stock and the expected volatility of comparable publicly-traded companies who granted options that had similar expected lives.

The weighted-average fair values of stock option awards granted during the years ended December 31, 2023, 2022 and 2021 were \$3.42, \$3.76 and \$6.42, respectively. The following weighted-average assumptions were used to calculate these fair values:

	Years Ended December 31,		
	2023	2022	2021
Risk-free interest rate	3.53%	3.42%	1.36%
Expected life (in years)	5.71	6.24	6.02
Dividend yield	—%	—%	—%
Volatility	50.10%	41.79%	35.80%

In January 2023, the Company commenced a stock option exchange program (the "Exchange Offer") pursuant to which eligible employees were provided the opportunity to exchange eligible stock options for a number of restricted stock units ("RSU") and deferred cash-denominated awards ("DCA") at the exchange ratio of one RSU and \$10 of DCAs for every seven eligible options tendered. In connection with the Exchange Offer, the Company canceled 24,015,508 options and granted 3,430,433 restricted stock units and \$34,309 of DCAs awards. The exchange of these options was accounted for as a modification of share-based compensation awards. Accordingly, the Company will recognize the unamortized compensation cost related to the canceled options of approximately \$33,475, as well as the incremental compensation cost associated with the replacement awards of \$34,000 over their two year vesting term.

Performance Stock Units

Certain of our employees were granted performance stock units ("PSUs"). Each PSU gives the employee the right to receive one share of Altice USA class A common stock, upon achievement of a specified stock price hurdle. The PSUs will be forfeited if the applicable performance measure is not achieved prior to January 29, 2026 or if the employee does not continue to provide services to the Company through the achievement date of the applicable performance measure.

The following table summarizes activity related to PSUs granted to our employees:

	Number of Units
Balance at December 31, 2020	7,315,360
Granted	160,647
Forfeited	(1,114,113)
Balance at December 31, 2021	6,361,894
Forfeited	(1,182,535)
Balance at December 31, 2022	5,179,359
Forfeited	(1,411,606)
Balance at December 31, 2023	3,767,753

The PSUs have a weighted average grant date fair value of \$5.52 per unit. The total unrecognized compensation cost related to outstanding PSUs is expected to be recognized over a weighted-average period of approximately 2.1 years.

Restricted Share Units

We granted RSUs to certain employees pursuant to the 2017 LTIP. These awards vest either over over three years in 33-1/3% annual increments or 4 years, where 50% vest on the second anniversary, 25% on the third anniversary and 25% on the fourth anniversary of the date of grant.

ALTICE USA, INC. AND SUBSIDIARIES
 COMBINED NOTES TO CONSOLIDATED FINANCIAL STATEMENTS (continued)
 (Dollars in thousands, except share and per share amounts)

The following table summarizes activity related to RSUs granted to Company employees:

	Number of Units
Balance at December 31, 2020	—
Granted	6,621,639
Forfeited	(3,802)
Balance at December 31, 2021	6,617,837
Granted	3,597,775
Vested	(2,141,449)
Forfeited	(578,775)
Balance at December 31, 2022	7,495,388
Granted (including 3,430,433 in connection with Exchange Offer) (a)	19,975,943
Vested	(1,913,348)
Forfeited	(3,064,095)
Balance at December 31, 2023	22,493,888

(a) During 2023, the Company granted 16,545,510 RSUs to certain employees and directors pursuant to the 2017 LTIP with an aggregate fair value of \$53,510 (\$3.23 per share) which are being expensed over the vesting period. Most of these awards vest over three years in 33-1/3 annual increments.

Lightpath Plan Awards

In the third quarter of 2021, Lightpath Management Incentive Aggregator LLC ("LMIA") established a Management Incentive Plan (the "Lightpath Plan") for the benefit of employees of Lightpath by issuing equity interests in LMIA which holds an equivalent number of equity interests in Lightpath Holdings LLC ("Holdings"), the parent of Lightpath. These equity interests allow employees to participate in the long-term growth of Lightpath. The Lightpath Plan provides for an aggregate of 650,000 Class A-1 management incentive units and 350,000 Class A-2 management incentive units for issuance.

As of December 31, 2023, 536,140 Class A-1 management incentive units and 273,538 Class A-2 management incentive units ("Award Units") granted to certain employees of Lightpath were outstanding. Vested units will be redeemed upon a partial exit, a change in control or the completion of an initial public offering, as defined in the Holdings LLC agreement. The grant date fair value of the Award Units outstanding aggregated \$32,687 and will be expensed in the period in which a partial exit or a liquidity event is consummated.

NOTE 16. AFFILIATE AND RELATED PARTY TRANSACTIONS

Affiliate and Related Party Transactions

Altice USA is controlled by Patrick Drahi through Next Alt who also controls Altice Europe and other entities.

As the transactions discussed below were conducted between entities under common control by Mr. Drahi, amounts charged for certain services may not have represented amounts that might have been received or incurred if the transactions were based upon arm's length negotiations.

ALTICE USA, INC. AND SUBSIDIARIES
COMBINED NOTES TO CONSOLIDATED FINANCIAL STATEMENTS (continued)
(Dollars in thousands, except share and per share amounts)

The following table summarizes the revenue and expenses related to services provided to or received from affiliates and related parties:

	Years Ended December 31,		
	2023	2022	2021
Revenue	\$ 1,471	\$ 2,368	\$ 13,238
Operating expenses:			
Programming and other direct costs	\$ (13,794)	\$ (14,321)	\$ (17,167)
Other operating expenses, net	(57,063)	(12,210)	(11,989)
Operating expenses, net	(70,857)	(26,531)	(29,156)
Other credits	—	48	—
Net charges	\$ (69,386)	\$ (24,115)	\$ (15,918)
Capital Expenditures	\$ 122,384	\$ 91,382	\$ 54,163

Revenue

We recognize revenue primarily from the sale of advertising to a subsidiary of Altice Europe and in 2021 we also recognized revenue from a foundation controlled by Mr. Drahi.

Programming and other direct costs

Programming and other direct costs include costs incurred for advertising services provided by Teads S.A., a subsidiary of Altice Europe.

Other operating expenses, net

Other operating expenses primarily include charges for services provided by certain subsidiaries of Altice Europe and other related parties, including costs for customer care services in 2023.

Capital Expenditures

Capital expenditures primarily include costs for equipment purchased and software development services provided by subsidiaries of Altice Europe.

Aggregate amounts that were due from and due to affiliates and related parties are summarized below:

	December 31,	
	2023	2022
Due from:		
Altice Europe	\$ 137	\$ 529
Other affiliates and related parties	270	43
	\$ 407	\$ 572
Due to:		
Altice Europe	\$ 46,307	\$ 19,211
Other affiliates and related parties	25,216	1,646
	\$ 71,523	\$ 20,857

Amounts due from affiliates presented in the table above represent amounts due for services provided to the respective related party. Amounts due to affiliates presented in the table above and included in other current liabilities in the accompanying balance sheets relate to the purchase of equipment, customer care services, and advertising services, as well as reimbursement for payments made on our behalf.

CSC Holdings

CSC Holdings made cash equity distribution payments to and received cash contributions from its parent. CSC Holdings also recorded net non-cash equity contributions (distributions) which represent the non-cash settlement of

ALTICE USA, INC. AND SUBSIDIARIES
COMBINED NOTES TO CONSOLIDATED FINANCIAL STATEMENTS (continued)
(Dollars in thousands, except share and per share amounts)

intercompany balances with Altice USA. Non-cash equity contributions (distributions) include the settlement of amounts due to/due from Altice USA pursuant to a tax sharing agreement between the entities. See summary below:

	Years Ended December 31,		
	2023	2022	2021
Cash distribution payments to Altice USA, net	\$ (1,793)	\$ (170)	\$ (763,435)
Non-cash equity contributions from (distributions to) Altice USA, net	8,183	7,015	(19,500)

NOTE 17. COMMITMENTS AND CONTINGENCIES

Commitments

Future cash payments and commitments required under arrangements pursuant to contracts entered into by us in the normal course of business as of December 31, 2023, are as follows:

	Payments Due by Period				
	Total	Year 1	Years 2-3	Years 4-5	More than 5 years
Off balance sheet arrangements:					
Purchase obligations (a)	\$ 5,809,702	\$ 2,708,555	\$ 2,805,204	\$ 288,157	\$ 7,786
Guarantees (b)	75,840	75,840	—	—	—
Letters of credit (c)	133,512	1,485	1,310	—	130,717
Total	\$ 6,019,054	\$ 2,785,880	\$ 2,806,514	\$ 288,157	\$ 138,503

- (a) Purchase obligations primarily include contractual commitments with various programming vendors to provide video services to customers and minimum purchase obligations to purchase goods or services, including contracts to acquire handsets and other equipment. Future fees payable under contracts with programming vendors are based on numerous factors, including the number of customers receiving the programming. Amounts reflected above related to programming agreements are based on the number of customers receiving the programming as of December 31, 2023, multiplied by the per customer rates or the stated annual fee, as applicable, contained in the executed agreements in effect as of December 31, 2023.
- (b) Includes franchise and performance surety bonds primarily for our cable television systems.
- (c) Represent letters of credit guaranteeing performance to municipalities and public utilities and payment of insurance premiums. Payments due by period for these arrangements represent the year in which the commitment expires although payments under these arrangements are required only in the event of nonperformance.

The table above does not include obligations for payments required to be made under multi-year franchise agreements based on a percentage of revenues generated from video service per year.

Many of our franchise agreements and utility pole leases require us to remove its cable wires and other equipment upon termination of the respective agreements. We have concluded that the fair value of these asset retirement obligations cannot be reasonably estimated since the range of potential settlement dates is not determinable.

The table above does not include obligations for rent related to utility poles used in our operations. Our pole rental agreements are for varying terms, and management anticipates renewals as they expire. Rent expense incurred for pole rental attachments for the years ended December 31, 2023, 2022 and 2021 was \$40,868, \$40,277, and \$37,545, respectively.

Legal Matters

On December 7, 2023, Warner Records Inc., Sony Music Publishing (US) LLC and a number of other purported copyright holders (collectively, the “Warner Plaintiffs”) filed a complaint in the U.S. District Court for the Eastern District of Texas (the “Warner Matter”), alleging that certain of our Internet subscribers directly infringed over 10,700 of the Warner Plaintiffs’ copyrighted works. The Warner Plaintiffs seek to hold us liable for claims of contributory infringement of copyright and vicarious copyright infringement. The Warner Plaintiffs also claim that our alleged secondary infringement was willful and seek substantial statutory damages.

ALTICE USA, INC. AND SUBSIDIARIES
COMBINED NOTES TO CONSOLIDATED FINANCIAL STATEMENTS (continued)
(Dollars in thousands, except share and per share amounts)

The Warner Matter follows a similar complaint filed in December 2022 by BMG Rights Management (US) LLC, UMG Recordings, Inc., Capitol Records, LLC, Concord Music Group, Inc., and Concord Bicycle Assets, LLC (collectively, the “BMG Plaintiffs”) in the U.S. District Court for the Eastern District of Texas (the “BMG Matter”) alleging that certain of our Internet subscribers directly infringed over 8,100 of the BMG Plaintiffs’ copyrighted works. The BMG Plaintiffs seek to hold us liable for claims of contributory infringement of copyright and vicarious copyright infringement. The BMG Plaintiffs claim that our alleged secondary infringement was willful and seek substantial statutory damages. Trial in this matter is scheduled for September 2024.

We intend to and are vigorously defending against the claims in the Warner Matter and the BMG Matter. In addition to contesting the claims of liability, we have an affirmative defense under the Digital Millennium Copyright Act that, if successful, would preclude or limit monetary damages against us in connection with some or all of the Warner Plaintiffs’ and BMG Plaintiffs’ asserted claims. There can be no assurance as to the outcome of these litigations. We may incur significant costs in defending these actions, and if we need to take measures to reduce our exposure to these risks or are required to pay damages in relation to such claims or choose to settle such claims, our business, reputation, financial condition and results of operations could be materially adversely affected.

We also receive notices from third parties, and in some cases we are named as a defendant in lawsuits, claiming infringement of various patents or copyrights relating to various aspects of our businesses. In certain of these cases other industry participants are also defendants, and in certain of these cases we expect that some or all potential liability would be the responsibility of our vendors pursuant to applicable contractual indemnification provisions. In the event that we are found to infringe on any patent or other intellectual property rights, we may be subject to substantial damages or an injunction that could require us or our vendors to modify certain products and services we offer to our subscribers, as well as enter into royalty or license agreements with respect to the patents at issue. We are also party to various other lawsuits, disputes and investigations arising in the ordinary course of our business, some of which may involve claims for substantial damages, fines or penalties.

Although the outcome of these matters cannot be predicted and the impact of the final resolution of these matters on our results of operations in a particular subsequent reporting period is not known, management does not believe that the resolution of these matters, individually, will have a material adverse effect on our operations or financial position or our ability to meet our financial obligations as they become due, but they could be material to our consolidated results of operations or cash flows for any one period.

NOTE 18. SUBSEQUENT EVENTS

In January 2024, CSC Holdings issued \$2,050,000 in aggregate principal amount of senior guaranteed notes due 2029 (“CSC Holdings 2029 Guaranteed Notes”). These notes bear interest at a rate of 11.750% and will mature on January 31, 2029. The proceeds from the sale of these notes were used to repay certain indebtedness including (i) the outstanding principal balance of the Term Loan B, (ii) the outstanding principal balance of the Incremental Term Loan B-3, and (iii) pay the fees, costs and expenses associated with these transactions.

Also in January 2024, we notified the holders of our 5.250% Senior Notes due 2024 and 5.250% Series B Senior Notes due 2024 that we will be redeeming these notes in full (in accordance with the terms of the indenture). We expect to drawdown \$750,000 under our Revolving Credit Facility to repay these notes on February 28, 2024. In connection with this refinancing, the carrying value of outstanding notes of \$742,746 as of December 31, 2023 has been classified as long-term debt.

LIST OF SUBSIDIARIES OF ALTICE USA, INC.

<u>Name of Subsidiary</u>	<u>Jurisdiction of Incorporation or Organization</u>
1111 Stewart Corporation	Delaware
4Connections LLC	New Jersey
a4 Media, LLC	Delaware
A R H, LTD.	Colorado
A-R Cable Services — NY, Inc.	New York
Altice Care Holdings Corp.	Delaware
Altice/Charter Maser Cable Advertising, LLC	Delaware
Altice News, Inc	Delaware
Altice Real Estate Corporation	New York
Altice USA Employee Disaster Relief Fund	Delaware
Altice USA Wireless, Inc.	Delaware
ATS Home Security Installers, LLC	Delaware
ATS US Holdings Corp.	Delaware
ATS US, LLC	Delaware
Audience Partners Canada, Inc.	Canada
Audience Partners Worldwide LLC	Delaware
Cable Systems, Inc.	Kansas
Cablevision Lightpath CT LLC	Delaware
Cablevision Lightpath Holdings LLC	Delaware
Cablevision Lightpath NJ LLC	Delaware
Cablevision Lightpath, LLC	Delaware
Cablevision NYI L.L.C.	Delaware
Cablevision Of Brookhaven, Inc.	Delaware
Cablevision Of Hudson County, LLC	Delaware
Cablevision Of Litchfield, Inc.	Delaware
Cablevision Of Monmouth, LLC	Delaware
Cablevision Of New Jersey, LLC	Delaware
Cablevision Of Newark	New York
Cablevision Of Oakland, LLC	Delaware
Cablevision of Ossining Limited Partnership	Massachusetts
Cablevision Of Paterson, LLC	Delaware
Cablevision of Rockland/Ramapo, LLC	Delaware
Cablevision Of Southern Westchester, Inc.	New York
Cablevision Of Wappingers Falls, Inc.	Delaware
Cablevision Of Warwick, LLC	Delaware
Cablevision Systems Brookline Corporation	Delaware
Cablevision Systems Corporation	Delaware
Cablevision Systems Dutchess Corporation	New York
Cablevision Systems East Hampton Corporation	New York
Cablevision Systems Great Neck Corporation	New York
Cablevision Systems Huntington Corporation	New York
Cablevision Systems Islip Corporation	New York
Cablevision Systems Long Island Corporation	New York
Cablevision Systems New York City Corporation	Delaware
Cablevision Systems Suffolk Corporation	New York
Cablevision Systems Westchester Corporation	New York

Cambridge Network Solutions, LLC	Massachusetts
Cebridge Acquisition, L.P.	Delaware
Cebridge Acquisition, LLC	Delaware
Cebridge Connections Finance Corp.	Delaware
Cebridge Connections, Inc.	Delaware
Cebridge Corporation	Delaware
Cebridge General, LLC	Delaware
Cebridge Limited, LLC	Delaware
Cebridge Telecom CA, LLC	Delaware
Cebridge Telecom General, LLC	Delaware
Cebridge Telecom ID, LLC	Delaware
Cebridge Telecom IN, LLC	Delaware
Cebridge Telecom KS, LLC	Delaware
Cebridge Telecom KY, LLC	Delaware
Cebridge Telecom LA, LLC	Delaware
Cebridge Telecom Limited, LLC	Delaware
Cebridge Telecom MO, LLC	Delaware
Cebridge Telecom MS, LLC	Delaware
Cebridge Telecom NC, LLC	Delaware
Cebridge Telecom NM, LLC	Delaware
Cebridge Telecom OH, LLC	Delaware
Cebridge Telecom OK, LLC	Delaware
Cebridge Telecom TX, L.P.	Delaware
Cebridge Telecom VA, LLC	Delaware
Cebridge Telecom WV, LLC	Delaware
Ceque Capital Corporation	Delaware
Ceque Communications Access Services, LLC	Delaware
Ceque Communications Holdco, LLC	Delaware
Ceque Communications, LLC	Delaware
Ceque Communications II, LLC	Delaware
Ceque Communications III, LLC	Delaware
Ceque III Communications I, LLC	Delaware
Ceque III Communications II, LLC	Delaware
Ceque Wireless, LLC	Delaware
Charter/Altice Master Cable Advertising, LLC	Delaware
Classic Cable of Louisiana, L.L.C.	Louisiana
Classic Cable of Oklahoma, Inc.	Delaware
Classic Cable, Inc.	Delaware
Classic Communications, Inc.	Delaware
CNS Network Solutions, LLC	Massachusetts
Coram Route 112 Corporation	Delaware
CSC Acquisition Corporation	Delaware
CSC Acquisition-MA, Inc.	Delaware
CSC Acquisition-NY, Inc.	New York
CSC Gateway, LLC	Delaware
CSC Holdings, LLC	Delaware
CSC Investments LLC	Delaware
CSC MVDDS LLC	Delaware
CSC NASSAU II, LLC	Delaware
CSC NC, LLC	Delaware
CSC Optimum Holdings, LLC	Delaware
CSC QOF I, LLC	Delaware
CSC QOF II, LLC	Delaware
CSC QOZB, LLC	Delaware
CSC T Holdings I, INC.	Delaware

CSC T Holdings II, INC.	Delaware
CSC T Holdings III, INC.	Delaware
CSC T Holdings IV, INC.	Delaware
CSC Technology, LLC	Delaware
CSC Telecom East, LLC	Delaware
CSC Telecom NJ, LLC	Delaware
CSC TKR, LLC	Delaware
CSC Transport II, Inc.	Delaware
CSC Transport III, Inc.	Delaware
CSC Transport, Inc.	Delaware
CSC Voice, LLC	Delaware
CSC VT, Inc.	Vermont
CSC Wireless, LLC	Delaware
CSC Wireless NY, LLC	Delaware
DTV Norwich LLC	Delaware
Friendship Cable Of Arkansas, Inc.	Texas
Friendship Cable Of Texas, Inc.	Texas
Frowein Road Corporation	Delaware
GlitchAI, Inc.	Delaware
Hornell Television Services, Inc.	New York
i24 News France	France
i24 News S.a.r.l.	Luxembourg
i24 US Corp	Delaware
i24 US, LLC	Delaware
Intelcia Jamaica Limited	Jamaica
Intelcia USA LLC	Delaware
Juice Media, Inc.	Delaware
Kingwood Holdings, LLC	Delaware
Kingwood Security Services, LLC	Delaware
Lightpath Holdco 1, Inc.	Delaware
Lightpath Holdco 2, Inc	Delaware
Lightpath Holdings LLC	Delaware
Lightpath Management Incentive Aggregator LLC	Delaware
Lightpath of New England, LLC	Delaware
Mercury Voice and Data, LLC	Delaware
Middle East News	Israel
MSGVN LLC	Delaware
N12N LLC	Delaware
News 12 Company	New York
News 12 Connecticut LLC	Delaware
News 12 Networks LLC	Delaware
News 12 New Jersey Holding LLC	Delaware
News 12 New Jersey II Holding LLC	Delaware
News 12 New Jersey L.L.C.	Delaware
News 12 The Bronx Holding LLC	Delaware
News 12 The Bronx, L.L.C.	Delaware
News 12 Traffic and Weather LLC	Delaware
News 12 Varsity Network LLC	Delaware
News 12 Westchester LLC	Delaware
NMG Holdings, INC.	Delaware
NPG Cable, LLC	Delaware
NPG Digital Phone, LLC	Delaware
NY Interconnect, LLC	Delaware
NY OV LLC	Delaware
ORBIS1, L.L.C.	Louisiana

OV LLC	Delaware
Petra Cablevision Corp.	New York
Princeton Video Image Israel, Ltd.	Israel
Samson Cablevision Corp.	New York
SL3TV, LLC	Delaware
St@rt LLC	California
Suffolk Cable Corporation	New York
Suffolk Cable Of Shelter Island, Inc.	New York
Suffolk Cable Of Smithtown, Inc.	New York
TCA Communications, L.L.C.	Texas
Telerama, Inc.	Ohio
The New York Interconnect L.L.C.	Delaware
Tristate Digital Group LLC	Delaware
Two Nil, LLC	California
Universal Cable Holdings, Inc.	Delaware
Via D'Oro, Inc.	Delaware
W.K. Communications, Inc.	Kansas

Consent of Independent Registered Public Accounting Firm

We consent to the incorporation by reference in the registration statements (No. 333-265631, No. 333-239085, No. 333-228907 and No. 333-222170) on Form S-8 of our reports dated February 14, 2024, with respect to the consolidated financial statements of Altice USA, Inc. and the effectiveness of internal control over financial reporting.

/s/ KPMG LLP

New York, New York
February 14, 2024

CERTIFICATION

I, Dennis Mathew, Chief Executive Officer of Altice USA, Inc., certify that:

1. I have reviewed this annual report on Form 10-K of Altice USA, Inc.;
2. Based on my knowledge, this report does not contain any untrue statement of a material fact or omit to state a material fact necessary to make the statements made, in light of the circumstances under which such statements were made, not misleading with respect to the period covered by this report;
3. Based on my knowledge, the financial statements, and other financial information included in this report, fairly present in all material respects the financial condition, results of operations and cash flows of the registrant as of, and for, the periods presented in this report;
4. The registrant's other certifying officers and I are responsible for establishing and maintaining disclosure controls and procedures (as defined in Exchange Act Rules 13a-15(e) and 15d-15(e)) and internal control over financial reporting (as defined in Exchange Act Rules 13a-15(f) and 15d-15(f)) for the registrant and have:
 - (a) designed such disclosure controls and procedures, or caused such disclosure controls and procedures to be designed under our supervision, to ensure that material information relating to the registrant, including their consolidated subsidiaries, is made known to us by others within those entities, particularly during the period in which this annual report is being prepared;
 - (b) designed such internal control over financial reporting, or caused such internal control over financial reporting to be designed under our supervision, to provide reasonable assurance regarding the reliability of financial reporting and the preparation of financial statements for external purposes in accordance with generally accepted accounting principles;
 - (c) evaluated the effectiveness of the registrant's disclosure controls and procedures and presented in this annual report our conclusions about the effectiveness of the disclosure controls and procedures as of the end of the period covered by this annual report based on such evaluation; and
 - (d) disclosed in this annual report any change in the registrant's internal control over financial reporting that occurred during the registrant's most recent fiscal quarter (the registrant's fourth fiscal quarter in the case of an annual report) that has materially affected, or is reasonably likely to materially affect, the registrant's internal control over financial reporting;
5. The registrant's other certifying officer and I have disclosed, based on our most recent evaluation of internal control over financial reporting, to the registrant's auditors and the audit committee of the registrant's board of directors (or persons performing the equivalent functions):
 - (a) All significant deficiencies and material weaknesses in the design or operation of internal control over financial reporting which are reasonably likely to adversely affect the registrant's ability to record, process, summarize and report financial information; and
 - (b) Any fraud, whether or not material, that involves management or other employees who have a significant role in the registrant's internal control over financial reporting.

Date: February 14, 2024

By: /s/ Dennis Mathew
Dennis Mathew
Chief Executive Officer

CERTIFICATION

I, Marc Sirota, Chief Financial Officer of Altice USA, Inc., certify that:

1. I have reviewed this annual report on Form 10-K of Altice USA, Inc.;
2. Based on my knowledge, this report does not contain any untrue statement of a material fact or omit to state a material fact necessary to make the statements made, in light of the circumstances under which such statements were made, not misleading with respect to the period covered by this report;
3. Based on my knowledge, the financial statements, and other financial information included in this report, fairly present in all material respects the financial condition, results of operations and cash flows of the registrant as of, and for, the periods presented in this report;
4. The registrant's other certifying officers and I are responsible for establishing and maintaining disclosure controls and procedures (as defined in Exchange Act Rules 13a-15(e) and 15d-15(e)) and internal control over financial reporting (as defined in Exchange Act Rules 13a-15(f) and 15d-15(f)) for the registrant and have:
 - (a) designed such disclosure controls and procedures, or caused such disclosure controls and procedures to be designed under our supervision, to ensure that material information relating to the registrant, including their consolidated subsidiaries, is made known to us by others within those entities, particularly during the period in which this annual report is being prepared;
 - (b) designed such internal control over financial reporting, or caused such internal control over financial reporting to be designed under our supervision, to provide reasonable assurance regarding the reliability of financial reporting and the preparation of financial statements for external purposes in accordance with generally accepted accounting principles;
 - (c) evaluated the effectiveness of the registrant's disclosure controls and procedures and presented in this annual report our conclusions about the effectiveness of the disclosure controls and procedures as of the end of the period covered by this annual report based on such evaluation; and
 - (d) disclosed in this annual report any change in the registrant's internal control over financial reporting that occurred during the registrant's most recent fiscal quarter (the registrant's fourth fiscal quarter in the case of an annual report) that has materially affected, or is reasonably likely to materially affect, the registrant's internal control over financial reporting;
5. The registrant's other certifying officer and I have disclosed, based on our most recent evaluation of internal control over financial reporting, to the registrant's auditors and the audit committee of the registrant's board of directors (or persons performing the equivalent functions):
 - (a) All significant deficiencies and material weaknesses in the design or operation of internal control over financial reporting which are reasonably likely to adversely affect the registrant's ability to record, process, summarize and report financial information; and
 - (b) Any fraud, whether or not material, that involves management or other employees who have a significant role in the registrant's internal control over financial reporting.

Date: February 14, 2024

By: /s/ Marc Sirota
Marc Sirota
Chief Financial Officer

Certifications

Pursuant to 18 U.S.C. § 1350, each of the undersigned officers of Altice USA, Inc. ("Altice USA") hereby certifies, to such officer's knowledge, that Altice USA's Annual Report on Form 10-K for the year ended December 31, 2023 (the "Report") fully complies with the requirements of Section 13(a) or 15(d), as applicable, of the Securities Exchange Act of 1934, and that the information contained in the Report fairly presents, in all material respects, the financial condition and results of operations of Altice USA.

Date: February 14, 2024

By: /s/ Dennis Mathew
Dennis Mathew
Chief Executive Officer

Date: February 14, 2024

By: /s/ Marc Sirota
Marc Sirota
Chief Financial Officer

OCTV Form F99 Attachment A – CATV Company Evidences of Indebtedness and Secondary Obligations (See below for definition) **

Cable Television Company: _____: Issuance, renewal of stocks, bonds, notes, other evidences of indebtedness ("Debt", "Indebtedness" or "Obligation")*

Date	Type of Indebtedness (Debt or Obligation)	Primary Borrower/ Primary Obligor	Relation of Borrower to CATV Company (a/k/a NJCLOE)	Amount of Debt or Obligation (in \$'s)	Type of "Evidence of Indebtedness" or Secondary Obligation provided by the CATV Company (a/k/a NJCLOE) **
-------------	--	--	--	---	--

--	--	--	--	--	--

* - Pursuant to N.J.S.A. 48:5A-42 - Issuance, renewal of stocks, bonds, notes, other evidences of indebtedness, certain circumstances; review by board.

** - "Evidences of Indebtedness" and "Secondary Obligations" shall include but not be limited to: All existing Guarantees; Pledges of Stock or other Ownership Interests; First Priority or other Security Interests in Assets; Promises; Certifications; and any other form of indirect obligation, liability or other such secondary responsibilities for the performance of an obligation of the Primary Borrower upon such Primary Borrower's failure to perform its obligations of indebtedness (debt), credit and indenture agreements of or by the CATV Company (a/k/a NJCLOE).

	TOTAL OCTV	SERVICE AREAS OUTSIDE OF NEW JERSEY	(000'S) CSC TKR, LLC AND SUBSIDIARIES	(000'S) FINANCIAL STATEMENTS	(000'S) DIFFERENCE
<u>ASSETS</u>					
Current Assets					
	Current Year				
Cash and Cash Equivalents	1) \$				
Accounts Receivable less Allowances	2) \$				
Due from Affiliates (Incl. Notes, Interco./Advs. to Affil.)	3) \$				
Other Current Assets	4) \$				
Total Current Assets	5) \$				
Property, Plant and Equipment, net of Accumulated Depreciation	6) \$				
Franchise Rights	7) \$				
Goodwill	8) \$				
Other Intangibles, Net	9) \$				
Shareholder's/Partner's Loans	10) \$				
Due from Affiliates (Incl. Notes, Interco./Advs. to Affil.)	11) \$				
Other Non-Current Assets, net	12) \$				
Total Assets	13) \$				
<u>LIABILITIES AND OWNER'S EQUITY</u>					
Current Liabilities					
Accounts Payable	14) \$				
Due to Affil. (Incl. Notes, Interco./Advs. from Affil.)	15) \$				
Accrued Expenses and Other Current Liabilities	16) \$				
Current Portion - Long Term Debt	17) \$				
Total Current Liabilities	18) \$				
Long Term Debt, less current portion	19) \$				
Shareholder's/Partner's Loans	20) \$				
Due to Affil. (Incl. Notes, Interco./Advs. from Affil.)	21) \$				
Other Non-Current Liabilities	22) \$				
Total Liabilities	23) \$				
Owner's Equity (Incl. Member's Capital & Other)	24) \$				
Total Liabilities and Owner's Equity	25) \$				

CSC TKR, LLC (12 months ending 12.31.23)
2023 OCTV Filing

		(000's)
	Total OCTV	CSC TKR, LLC AND SUBSIDIARIES
		SERVICE AREAS OUTSIDE OF NEW JERSEY
1. REVENUE		
Video Subscriber Revenue:		
Video Subscriber Revenue ³	1) \$	
Late Fee Revenue - Video (if applicable)	2) \$	
Less: Revenue Offsets - Video (if applicable) ⁴	3) \$	
Total Video Subscriber Revenues	4) \$	
Non-Video Subscriber and Non-Subscriber Revenues		
Advertising Revenue	5) \$	
Other Revenue	6) \$	
Late Fee Revenue - Non-video (if applicable)	7) \$	
Less: Revenue Offsets - Non-video (if applicable)	8) \$	
Total Non-Video Subscriber and Non-Subscriber Revenues	9) \$	
Gross Operating Revenues	10) \$	
2. OPERATING EXPENSES		
Programming Expenses	11) \$	
Franchise Fees	12) \$	
Bad Debt Expense	13) \$	
Advertising, Marketing and Promotion	14) \$	
All Other Operating Expenses (incl. Other Contra Revenue) ⁶	15) \$	
Total Operating Expenses	16) \$	
Operating Income (Gr. Revs. Minus Op. Exp.)	17) \$	
Depreciation and Amortization	18) \$	
Interest	19) \$	
Taxes	20) \$	
Other Income/Expenses	21) \$	
Net Income (Loss)	22) \$	

IN THE MATTER OF THE :
REQUEST BY CSC TKR, LLC, :
CABLEVISION OF PATERSON, LLC :
CABLEVISION OF WARWICK, LLC, :
CABLEVISION OF ROCKLAND/ :
RAMAPO, LLC, CABLEVISION OF :
NEW JERSEY, LLC, CABLEVISION :
OF MONMOUTH, LLC, CABLEVISION :
OF NEWARK, CABLEVISION OF :
HUDSON COUNTY, LLC AND :
CABLEVISION OF OAKLAND, LLC :
FOR CONFIDENTIAL TREATMENT :
OF INFORMATION CONTAINED :
IN CATV-1 and CATV-2 FORMS FOR :
YEAR ENDING DECEMBER 31, 2023 :

Affidavit of Maria Bruzzese

STATE OF NEW YORK :

: ss:

COUNTY OF KINGS :

I, Maria Bruzzese, being of full age, being duly sworn, deposes and says:

1. I am Senior Vice President, Chief Accounting Officer, for CSC TKR, LLC, Cablevision of Paterson, LLC, Cablevision of Warwick, LLC, Cablevision of Rockland/Ramapo, LLC, Cablevision of New Jersey, LLC, Cablevision of Monmouth, LLC, Cablevision of Newark, Cablevision of Hudson County, LLC and Cablevision of Oakland, LLC (hereinafter “Altice USA”).

2. I am generally familiar with the information contained in the consolidated multi-system CATV-1 and CATV-2 Forms (hereinafter “CATV Forms” or “Forms”) covering Altice USA’s 2023 operations. These documents are being filed with the Board of Public Utilities’ Office of Cable Television and Telecommunications. I submit this affidavit in support of Altice USA’s

request for confidential and proprietary treatment of certain financial information included in the Forms.

3. The CATV Forms contain detailed financial information regarding Altice USA's revenues and franchise fees for 2023 (hereinafter "the Confidential Financial Information"). The Confidential Financial Information includes Gross Operating Revenues on the CATV-1 and CATV-2 Forms, and revenues for the following categories in each municipality: Basic Service Revenue, Cable Programming Services Revenue, Digital and other Programming Tier Revenue, Equipment Revenue, Installation Revenue, Gross Premium and Pay Per View Revenue, and Other Revenue, all such revenue categories appearing on the CATV-2 Form. The Confidential Financial Information also includes franchise fee information on the CATV-2 Form and on Attachment A, which provides details on the revenue used to calculate franchise fees. Attachment B provides details on "Other Revenue". Altice USA is concerned about the possible release of the Confidential Financial Information due to its competitively sensitive proprietary nature. For this reason, Altice USA has redacted all the financial information set forth on the CATV-1 and CATV-2 Forms and Attachments A and B.

4. Disclosure of the Confidential Financial Information would allow a competitor to analyze Altice USA's revenues derived from operations in each municipality, thereby permitting it to ascertain Altice USA's business practices and strategies. Thus, a competitor could use the Confidential Financial Information to analyze both revenues and related costs of providing service in specific areas in New Jersey and allow it to develop strategies for marketing, investment and/or construction purposes. For example, a competitor could use the Confidential Financial Information to determine year to year trends in Altice USA's subscriber base for each cable system and among all its cable systems. In this respect, it would allow a competitor to learn important

market information including, but not limited to, which systems are showing year over year growth or declines and the impact on each system's bottom line.


5. Armed with an understanding of Altice USA's performance in specific geographic areas, a competitor would then be able to target specific cable market segments and set pricing models for its own customer packages that would undercut Altice USA's, thereby gaining a competitive advantage. In contrast, Altice USA would not have any knowledge of its competitor's revenues relating to specific market segments that would allow it to respond effectively to this kind of marketing strategy. Therefore, analysis of the Confidential Financial Information would be of great benefit to Altice USA's competitors because it would distort competition in New Jersey, to the financial detriment of Altice USA.

6. The Confidential Financial Information is not routinely available to the general public in the format provided in the CATV Forms. To my knowledge, the CATV Forms have not been publicly divulged. Altice USA has taken precautions to make sure that the CATV Forms do not enter the public domain.

7. Maintaining the confidentiality of the Confidential Financial Information will not harm the public.

8. In view of the foregoing, it is clear the Confidential Financial Information is proprietary commercial information which, if disclosed, would give Altice USA's competitors an undue competitive advantage that would have a significant adverse impact on Altice USA's financial position in the marketplace. Because of the clear prejudice to Altice USA that would result from the release of the Confidential Financial Information and the resulting unfair advantage to its competitors, continued confidential treatment of the Confidential Financial Information is required.

Sworn before me this 30th day of May, 2024



Notary Public

Amy P. Pfail
Notary Public, State of New York
Reg. No. 01PF0006279
Qualified in Nassau County
Commission Expires April 26, 2027

M. Bruzzese

Maria Bruzzese

Type text here



May 30, 2024

Lawanda R. Gilbert, Director
Office of Cable Television & Telecommunications
44 South Clinton Avenue, 3rd Fl., Ste. 314
P.O. Box 350
Trenton, NJ 08625-0350

Dear Ms. Gilbert,

Attached please find Cablevision's CATV-1 and CATV-2 forms with attachments A and B, for the year ending December 31, 2023, for the following New Jersey entities.

CSC TKR, LLC
Cablevision of Oakland, LLC
Cablevision of Paterson, LLC
Cablevision of Warwick, LLC
Cablevision of Rockland/Ramapo, LLC
Cablevision of New Jersey, LLC
Cablevision of Monmouth, LLC
Cablevision of Newark, LLC
Cablevision of Hudson County, LLC

Please note, we have elected to file the forms on a consolidated (i.e. multi-system) basis and have provided an affidavit of responsibility executed by an officer of CSC TKR, LLC (form AFR-1). If you have any questions, please contact me at your convenience.

Sincerely Yours,

A handwritten signature in black ink, appearing to read "Ted Christensen", written in a cursive style.

Mr. Ted Christensen
Vice President, Assistant Controller



STATE OF NEW JERSEY
Board of Public Utilities
44 South Clinton Avenue, 1st Floor,
P.O. Box 350
Trenton NJ 08625-0350

Statement of Gross Intrastate Operating Revenues for the Year Ended December 31, 2023.

Name of Company: CSC TKR, LLC
Address: 1 Court Square West, Long Island City
State: New York
Zip Code: 11101
Telephone Number: (516) 803-2300 Fax Number:
E-Mail Address: Ted.christensen@AlticeUSA.com Web Site Address:

GROSS OPERATING REVENUES DERIVED FROM INTRASTATE OPERATIONS \$ [REDACTED]

Based upon the applicable Uniform System of Accounts OR recording practices now in use, Report Gross Operating Revenues derived from Intrastate Operations for the year ended December 31, 2023, on the accrual basis. File this Statement with the Board at the above address on or before June 1, 2024.

VERIFICATION

STATE OF New York) (Oath to be made by officer in charge of)
COUNTY OF Nassau) ss. (the accounts, records, and memoranda of)
(the reporting utility.)

Maria Bruzzese, being duly sworn on this oath, says that he/she is the

SVP - Chief Accounting Officer of CSC TKR, LLC that as such officer it is his/her duty to have charge of the accounts, records and memoranda of the said utility; that under his/her direction the foregoing statement has been compiled from the said accounts, records and memoranda; that he/she has carefully examined the foregoing statement; that it is in accord with the said accounts, records and memoranda; and that the management assertion related to the Gross Intrastate Revenue is true to the best of his/her knowledge and belief.

SUBSCRIBED AND SWORN TO BEFORE ME THIS

30th Day May 2020

[Handwritten Signature]

Signature of Responsible Officer of the Reporting Utility

[Handwritten Signature]

Signature of Notary Public
Authorized to Administer Oaths

Amy P. Pfail
Notary Public, State of New York
Reg. No. 01PF0006279
Qualified in Nassau County
Commission Expires April 26, 2027

STATE OF NEW JERSEY
BOARD OF PUBLIC UTILITIES
OFFICE OF CABLE TELEVISION & TELECOMMUNICATIONS

**AFFIDAVIT OF RESPONSIBILITY FOR FILING MULTI-SYSTEM OCTV FORMS¹ ON
BEHALF OF LEGAL ENTITIES OPERATING A NEW JERSEY CATV SYSTEM
FOR THE YEAR ENDED DECEMBER 31, 2023**

STATE OF New York
COUNTY OF Queens

RESPONSIBLE REPORTING ENTITY:

NAME: CSC TKR, LLC
ADDRESS: 1 COURT SQUARE WEST, 48th Fl
LONG ISLAND CITY, NY 11101
PHONE NO.: (516) 803-2300

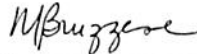
OCTV FORMS TO BE FILED ON A MULTI-SYSTEM BASIS: (CHECK APPL. FORM):

 - OCTV FORM F99 (Including certain system-level information schedules)

 X - OCTV FORMS CATV-1 & 2 (Including Attachments)

Maria Bruzzese being of full age and duly sworn according to law, does hereby depose and state as follows:

I am Senior Vice President & Chief Accounting Officer of CSC TKR, LLC. As such, I am familiar with the contents and filing requirements of the above-checked OCTV Forms. I hereby state that CSC TKR, LLC, the undersigned Responsible Reporting Entity (RRE) has the assigned responsibility and full authority to file these OCTV Forms on a multi-system basis on behalf of the New Jersey Cable Legal Operating Entities (NJCLOE) listed on the attached Schedule that legally operate a cable television system in the State of New Jersey, pursuant to the authority granted by the Board of Public Utilities. The RRE shall assume responsibility for all notices served and any penalty levied with respect to these OCTV Forms. This does not discharge the fulfillment of any other obligation, duty, payment and/or other responsibility by each NJCLOE System pursuant to N.J.S.A. 48:5A et al., and N.J.A.C. 14:17 and 14:18 et al.



On Behalf of (RESP. REPORTING ENTITY)

Maria Bruzzese,
Senior Vice President & Chief Accounting Officer
NAME & TITLE²
CSC TKR, LLC

Sworn and subscribed before me this
30th Day of May, 2024

Notary Public

Amy P. Pfail
Notary Public, State of New York
Reg. No. 01PF0006279
Qualified in Nassau County
Commission Expires April 26, 2027

¹ Except for certain financial, statistical and ownership information designated on the forms which must continue to be provided on a system-level basis.

² The Officer that signs this "OCTV Form AFR-1" must be included in OCTV Form F99 Section 1, Question 6 response.

**STATE OF NEW JERSEY
BOARD OF PUBLIC UTILITIES
OFFICE OF CABLE TELEVISION**

**SCHEDULE OF NEW JERSEY CABLE LEGAL OPERATING ENTITIES INCLUDED IN
FILING OF MULTI-SYSTEM OCTV FORMS¹ FILED BY THE RESPONSIBLE
REPORTING ENTITY PURSUANT TO OCTV FORM AFR-1**

FOR THE YEAR ENDED DECEMBER 31, 2023

RESPONSIBLE REPORTING ENTITY:

NAME: CSC TKR, LLC
 ADDRESS: 1 COURT SQUARE WEST
LONG ISLAND CITY, NY 11101
 PHONE NO: (516) 803-2300

NJ Cable Legal Operating Entity (NJCLOE) and form of organization (LLC, Corp., Ptr., Other)²	d/b/a name(s) generally used in New Jersey	Reporting Entity and Organizational Level of Accompanying Financial Statements	Name of MSO that owns or controls the NJCLOE	Address of MSO	Telephone No. of MSO	Relationship of Undersigned Responsible Party to NJCLOE
CSC TKR, LLC	Cablevision of Elizabeth, Cablevision of Raritan Valley, Cablevision of Hamilton, Cablevision of Morris		Cablevision Systems Corp	1 Court Square West Long Island City, NY 11101	(516) 803-2300	
Cablevision of New Jersey, LLC			Cablevision Systems Corp	1 Court Square West Long Island City, NY 11101	(516) 803-2300	
Cablevision of Rockland/Ramapo, LLC			Cablevision Systems Corp	1 Court Square West Long Island City, NY 11101	(516) 803-2300	
Cablevision of Monmouth, LLC			Cablevision Systems Corp	1 Court Square West Long Island City, NY 11101	(516) 803-2300	
Cablevision of Hudson County, LLC			Cablevision Systems Corp	1 Court Square West Long Island City, NY 11101	(516) 803-2300	
Cablevision of Warwick, LLC			Cablevision Systems Corp	1 Court Square West Long Island City, NY 11101	(516) 803-2300	
Cablevision of Oakland, LLC			Cablevision Systems Corp	1 Court Square West Long Island City, NY 11101	(516) 803-2300	

NJ Cable Legal Operating Entity (NJCLOE) and form of organization (LLC, Corp., Ptr., Other) ²	d/b/a name(s) generally used in New Jersey	Reporting Entity and Organizational Level of Accompanying Financial Statements	Name of MSO that owns or controls the NJCLOE	Address of MSO	Telephone No. of MSO	Relationship of Undersigned Responsible Party to NJCLOE
Cablevision of Paterson, LLC			Cablevision Systems Corp	1 Court Square West Long Island City, NY 11101	(516) 803-2300	
Cablevision of Newark			Cablevision Systems Corp	1 Court Square West Long Island City, NY 11101	(516) 803-2300	

M. Bruzzese

Maria Bruzzese, Sr. Vice President & Chief Accounting Officer³
NAME & TITLE

On Behalf of (RESP. REPORTING ENTITY)

CSC TKR, LLC

¹ Except for certain financial, statistical and ownership information designated on the forms which must continue to be provided on a system-level basis.

² The use of the term "company" in this form shall mean any corporation, partnership, LLC, or other entity.

³ The Officer that signs this "Schedule To OCTV Form AFR-1" must be incl. in OCTV Form F99 Section 1, Quest. 6 resp.

Cable Television Company: CSC TKR, LLC (1)
GROSS OPERATING REVENUE ANALYSIS BY MUNICIPALITY (2)
 Combined 2% and 3.5% Franchise Fee + 0.5% CATV Universal Access Fund Fee
 For the Year Ended December 31, 2023

Prepared by: Ted Christensen
 Telephone No: 929-418-4859

Line	Municipalities	NJ Cable System (NJCLOE)/Division (3)	Total Fran. Fees Pd. @ 2.0% + 3.5%	Total Fran. Fees Pd. @ 2.0%	Adj. to Fran. Fee Rev. Base @ 2% (4)	Ttl. Fran. Fees Pd. @ 3.5%	Adj. to Fran. Fee Rev. Base @ 3.5% (4)	Basic/Limited Service Revenue @ 2%	Cable Programming/Expanded Basic Service Revenue @ 2%	Basic/Limited Service Revenue @ 3.5%	Cable Programming/Expanded Basic Service Revenue @ 3.5%	Digital and Other Programming Tier Revenue @ 3.5%	Video Equipment (Incl. Digital) Revenue @ 3.5%	Installation/Activation Revenue @ 3.5%	Gross Premium, Premier, PPV/VOD Revenue @ 3.5%	Other Revenue (Franchise Fee Based) @ 3.5% (5)	Totals (Column (6) through (14)) (6)
	Column ----->		(1)	(2)	(3)	(4)	(5)	(6)	(7)	(8)	(9)	(10)	(11)	(12)	(13)	(14)	(15)
187	FRANKLIN	SERVICE ELECTRIC CABLE T.V. OF NEW JERSEY															
188	FREDON	SERVICE ELECTRIC CABLE T.V. OF NEW JERSEY															
189	HAMBURG	SERVICE ELECTRIC CABLE T.V. OF NEW JERSEY															
190	HARDYSTON	SERVICE ELECTRIC CABLE T.V. OF NEW JERSEY															
191	NEWTON	SERVICE ELECTRIC CABLE T.V. OF NEW JERSEY															
192	OGDENSBURG	SERVICE ELECTRIC CABLE T.V. OF NEW JERSEY															
193	SPARTA	SERVICE ELECTRIC CABLE T.V. OF NEW JERSEY															
194	STILLWATER	SERVICE ELECTRIC CABLE T.V. OF NEW JERSEY															
195	SUSSEX	SERVICE ELECTRIC CABLE T.V. OF NEW JERSEY															
196	VERNON	SERVICE ELECTRIC CABLE T.V. OF NEW JERSEY															
197	WANTAGE	SERVICE ELECTRIC CABLE T.V. OF NEW JERSEY															
198	LAFAYETTE	SERVICE ELECTRIC CABLE T.V. OF NEW JERSEY															
199	HAMPTON	SERVICE ELECTRIC CABLE T.V. OF NEW JERSEY															
200	JEFFERSON	SERVICE ELECTRIC CABLE T.V. OF NEW JERSEY															
201	GREEN TWP	SERVICE ELECTRIC CABLE T.V. OF NEW JERSEY															
202	FRANKFORD	SERVICE ELECTRIC CABLE T.V. OF NEW JERSEY															
203	BRANCHVILLE	SERVICE ELECTRIC CABLE T.V. OF NEW JERSEY															
204	SANDYSTON	SERVICE ELECTRIC CABLE T.V. OF NEW JERSEY															
205	BLAIRSTOWN	SERVICE ELECTRIC CABLE T.V. OF NEW JERSEY															
206	KNOWLTON	SERVICE ELECTRIC CABLE T.V. OF NEW JERSEY															
207	HOPE	SERVICE ELECTRIC CABLE T.V. OF NEW JERSEY															
208	FRELINGHUYSEN	SERVICE ELECTRIC CABLE T.V. OF NEW JERSEY															
209	HARDWICK	SERVICE ELECTRIC CABLE T.V. OF NEW JERSEY															
210	LIBERTY	SERVICE ELECTRIC CABLE T.V. OF NEW JERSEY															
(A)	Sub-ttl.-Fran. Fee Related Revs. (Complete after last municipality entry) (7)																
	Add : Aggregate Revenues (Complete after last municipality entry)																
(B)	Under Each related Col.: Agg. Non-Fran. Fee Base Video/Cable Revs. (2% and if appl., 3.5% filers).																
(C)	Sub-total - Video/Cable Sub. Svce. Rev. (Columns 6-14 Line (A) + Columns 10-14 Line (B))																
(D)	Under Column 14 add: Other - Non Video/Cable Sub. Rev. (Incl. Internet/Data/Cable Modem) and Non																
(E)	Ttl. Other Operating Revenue (Col. 14) and Ttl. Gross Operating Rev. (Col. 15 Lines (C) + L)																
	CATV Fund Fee information:																
	Aggregate Payment to the CATV Fund - (If payment does not equal 1/7 of the ttl. 3.5% franchise fee (L																

FOOTNOTES:

(1)	For Multi-System CATV-2 please attach OCTV Forms AFR-1 & OCTV Schedule to OCTV Form AFR-1.
(2)	All Amounts in U.S. Dollars only, where other forms of currency are used.
(3)	If a Cable System is a division within a NJCLOE, please also identify the Division.
(4)	Cols. (3) and (5) are adjustments to the Fran. Fee Rev. Base Calc. for Mun. Fran. Fees. Line A ttls. should agree with the amts. on Line 10, Cols. A & B of CATV-2 Att. A.
(5)	Breakdown of Column (14) for both Video/Cable and Non-Video/Cable must be shown as required by CATV-2 Attachment B.
(6)	If sub-totals on Lines (C), (D) and (E), col. (15), do not equal Form F99 Section II, pg. 4, lines (4), (9) and (10) respectively, provide a detailed explanation and reconciliation.
(7)	All 2% and 3.5% Franchise fee based revenues must be reported in their respective categories on a line-by-line basis, by municipality.

NOTE:

- Some amounts reported in columns (6) through (14) are based upon an allocation. The allocation takes total revenues, for each category, for the NJCLOE and allocates dollars to the municipalities based upon their Subscriber receipts to the total NJCLOE receipts.
- Totals above may be off one or two dollars due to rounding

**CATV 2 - Attachment A
Franchise Fee Revenue Basis - For Y/E December 31, 2023 ***

	(A)	(B)
Line		
↓		
	2% - CATV- 2 (\$'s)	3.5% - CATV-2 (\$'s)
Revenue Basis - Franchise Fees		
1 Enter total from CATV-2 Line (A), Columns (6) & (7) in Column (A)		
2 Enter total from CATV-2 Line (A), Columns (8) -- (14) in Column (B)		
3a Sub-Total Gross Franchise Fee Revenue Base (Line 1 + 2 for each Column (A & B))		
3b Non-Cash GAAP Fair Value Adjustment to Pay Revenue for 3.5% Filers (included in Gross Premium & Pay Per View Srvc Revenue)***		
Total Gross Franchise Fee Revenue Base - (Row 3a +/- 3b). (Sum of columns (A) & (B) must agree with Line (A), Column 15 of CATV-2). **		
4 Adjustments to Total Gross Franchise Fee Revenue Base: Increases/(Decreases)		
5 Bad Debt/Write-Offs		
6 Franchise Fee/FCC Fee Pass Thru		
7 Other (Equalized Credits/Billing Corrections/Timing of Cash Receipts)		
8 Other Adjustments/Recoveries (Specify and state category on CATV-2, if applicable)		
9 Other Adjustments/Recoveries (Specify and state category on CATV-2, if applicable)		
Total Adjustments (Should equal total of Line (A) Columns 3 and 5, respectively, on CATV-2) **		
10		
11 Net Franchise Fee Revenue Base (Line 3 MINUS Line 10)		
Actual Franchise Fee Paid @ 2% and/or 3.5% x Net Franchise Fee Revenue Base (Line 11 x 2% and/or 3.5%). This should equal total of Line A, Columns 2 and 4, respectively, on CATV-2 - Municipal Franchise Fee Paid. **		
12		

Note:

The components of the Net Franchise Fee Revenue base are determined in the manner described as footnoted on form CATV-2.

Total's above may be off one or two dollars due to rounding

(Z) Amount represents a non-cash fair value adjustment to video revenue to reallocate revenues between the company's products (Video, Internet and Voice). This adjustment is required by U.S. GAAP, however, Franchise Fee's are paid on Total Gross Franchise Fee Revenue Base (line 3a).

* For Multi-System CATV-2, please attach OCTV Form AFR-1 & Schedule to OCTV Form AFR-1.

** If the amounts on lines 3, 10 and 12 do not agree with their required counterpart on Form CATV-2, please provide a detailed explanation and reconciliation.

*** Any and all entries for adjustments to Revenue, including but not limited to, adjustments based on Allocating the Transaction Price of Revenues derived from customers resulting in Estimating the Standalone Selling Price for Video Services (GAAP Allocation) shall require a detailed explanation of the method of GAAP Allocation, accompanied by a single comprehensive annual journal entry showing the adjustments to revenue types involved in a bundled price, resulting in the net GAAP Allocation.

CATV -2 - ATTACHMENT B
CABLEVISION CSC TKR, LLC
ANALYSIS OF OTHER OPERATING REVENUE
FOR THE YEAR ENDED DECEMBER 31, 2023

I. Section I - Other-Video/Cable Subscriber Services Revenue:

Revenue Category	Amount Included in Franchise Fee Revenue Base (FFRB) * (Sect. I A)	Amount Excluded from FFRB Fee Rev. Base ** (Sect I B)
Late Fees		
Franchise Fees		
Superintendent Gross-up		
Other (Describe Category)		
GAAP Allocation (see Note ***-Att. A instr.)		
Totals		
 I. Total - Section I (Sect. I A + Sect. I B)		
 II. Section II - Other - Non-Video/Cable Su		
Advertising		
Late Fees		
Home Shopping Networks		
<u>Other:</u>		
GAAP Allocation (see Footnote *** - CA		
Other		
 II. Total - Section II ****		
 Total - Other Operating Revenue (Sum o		

* Section I A total must agree to CATV-2 Line (A) Column (14).
 ** Section I B total must agree to CATV-2 Line (B) Column (14).
 *** "Total - Section I" must agree with CATV-2 Line (C) Column (14).
 **** "Total-Section II" must agree with CATV-2 Line (D) Column (14) and (15) and Form F99 Section II line 9.
 ***** "Total- Other Operating Revenue" must agree with CATV-2 Line (E) Column (14).

CATV - 2 EXHIBIT A
RECONCILIATION LINES C, D, E

REVENUE	LINE C	LINE D	LINE E
CATV-2			
Adj's:			
Subscriber Credits			
Rebates			
Superintendent Gross-up			
Adj'd CATV-2			
Form F99			
Difference			