

13515 Long Beach Blvd
Beach Haven Gardens, NJ 08008
www.jerseystrong.org

Hon. Sherri L. Golden, Secretary
NJ Board of Public Utilities
44 South Clinton Avenue, 9th Floor
PO Box 350
Trenton, NJ 08625-0350

October 10, 2024

**RE: IN THE MATTER OF NEW JERSEY'S FOURTH SOLICITATION FOR OFFSHORE
WIND RENEWABLE ENERGY CERTIFICATES (ORECs)
ATLANTIC SHORES SOUTH PROJECT
Docket No. QO24020109**

Dear Madam Secretary:

We the undersigned are deeply concerned with the large subsidies and rate increases supporting offshore wind development. In particular, we object to permitting Atlantic Shores to re-bid its existing contract for Offshore Renewable Energy Certificates (ORECs) pursuant to the subject solicitation. As the Board's procedures do not permit our direct involvement in this procurement, we wish to hereby register our concerns and objections to any potential award of revised or new contracts to this contractor.

Atlantic Shores has indicated that their bid comprises projects located in their Atlantic Shores South (AS South) lease area OCS-A-0499, which include the Atlantic Shores One (AS1) and the Atlantic Shores Two (AS2) projects, both of which have been previously bid into BPU Solicitations. The AS1 project currently has an existing OREC contract awarded in the Second Solicitation in 2021. The AS2 project unsuccessfully bid into the Third Solicitation. From a ratepayer cost perspective, both these factors raise grave concerns regarding any potential awards to Atlantic Shores under this Fourth Solicitation:

- Atlantic Shores has not formally requested that the existing AS1 contract be changed or vacated. As such any revised or new contract with higher OREC pricing or more favorable terms should not be allowed.
- Any AS2 bid that again exceeds the OREC pricing of recent awards (\$140-165/MWH) will entail significantly higher ratepayer subsidies than the existing AS1 contract or those awarded in the Third Solicitation, which are the subject of ratepayer challenge.

To further detail our concerns, we have provided the attached analysis of the likely impact of any new awards to Atlantic Shores which may result from this Fourth Solicitation. The conclusions of this report are clear. At the likely OREC prices for potential awarded AS1 and AS2 bids:

- It is estimated that the project subsidies, together with the Third Solicitation awards, would increase electric bills by 24% for residential users, 28% for commercial users, and 32% for industrial users. These added costs amount to direct rate-payer subsidies of \$65 billion over the lifetime of the

projects. As a result, the ratepayer subsidies and increases in retail customer bills will exceed levels that are reasonable and just under NJ law.

- Total present value costs of the AS South projects outweigh benefits by \$72 billion and a factor of more than 5 to 1. Thus, a positive benefit-cost ratio or net economic or environmental benefits cannot be achieved as required by the Offshore Wind Economic Development Act (OWEDA).
- With Federal tax credits and rate subsidies the project's owners will realize an annual return on investment of 18-22%, far more than the 9% allowed to regulated utilities. At this level, a fair balance of financial risks and rewards between ratepayers and Atlantic Shores shareholders cannot be achieved and thus would fail to comply with OWEDA.

Indeed, the same conclusions can be reached based on the existing AS1 OREC agreement, which has a leveled OREC price of \$106/MWH. Therefore, unless the Atlantic Shores bid is significantly *below* those previously awarded OREC prices, no award can be made in compliance with applicable state law.

It is important to note that the costs involving the direct ratepayer subsidies and the effect of those higher electric rates on the NJ economy are directly associated with lost jobs and lower wages, as well as lost tourism dollars, as detailed in the attached report. These highly regressive economic burdens all fall disproportionately on lower income residents and communities who can least afford them and would be forced to seek more affordable places to live.

Accordingly, we the undersigned, representing residents and businesses in our communities call upon the BPU to entertain only bids by Atlantic Shores that significantly *reduce* the approved OREC pricing for AS1. Any bid seeking to increase the approved OREC prices must be rejected as it would violate OWEDA and cause economic harm to the state and ratepayers. Should the Board persist in making such awards under this Fourth Solicitation, the orders will be appealed to ensure that any resultant contract is challenged and overturned in accordance with applicable state law.



Keith W. Moore
kmoore@jerseystrong.org



Mike Dean
mdean@jerseystrong.org

Attachment: Economic Analysis of the Atlantic Shores South Offshore Wind Project

Coalition Signatories:

Atlantic County Commissioners	Brielle	Jackson	North Arlington	Seaside Park
Barnegat Twp	Clark	Lavalette	North Hanover	Ship Bottom
Barnegat Light	Defend Our Beaches NJ	LBT10 Taxpayers	Plumsted	Stafford Twp
Bay Head	Elk Twp	Long Beach Twp	Point Pleasant Boro	Stop High Risk Cables
Beach Haven	Florence	Mahwah	Raritan Twp	Surf City
Beachwood	Florham Park	Manasquan	Save the East Coast	Wall Twp
Berkeley Twp	Hainesport	Mantoloking	Sea Girt	Wildwood Crest
Brick Twp	Harvey Cedars	Margate	Seaside Heights	Wyckoff
Brigantine	Howell			

Signatures (Letters on file):




 Walter G. LaCicero, Mayor
 Borough of Lavallette






 John A. Peterson, Jr, Mayor
 Seaside Park NJ






 Francis R. Hodgson
 Mayor, Borough of Surf City





 Kevin P. Oreder, Mayor
 Township of Wall
 korender@wallnj.gov






 W H Malone, Jr., President
 LBT10 Taxpayers Association





 Michael Dean, Founding Member
 Save the East Coast, Inc.
info@savetheeastcoast.org





 Joseph Marte, Mayor
 Township of Barnegat
 jmarte@barnegat.net





 Catherine Snyder, Council President
 Beach Haven, Ocean County
 ksnyder@beachhaven-nj.gov





 John A. Bacchione
 Mayor
 Berkeley Township, Ocean County, NJ
jbacchione@berkeleynj.gov





 Frank Garruzzo, Mayor
 Borough of Brielle
 Email: fgarruzzo@briellenj.gov






 Carolyn D King-Sammons, Mayor
 Elk Township, Gloucester County
 Email: CSammons@elktownshipnj.gov






 Leila Gilmore
 Township of Hainesport
lgilmore@hainesportnj.gov




Joseph H. Mancini, Mayor
Long Beach Township





William Huelsenbeck, Mayor
Borough of Ship Bottom
whuelsenbeck@shipbottom.org
kdeboer@shipbottom.org




Ship Bottom


Robert Henken, Mayor
Township of Stafford
rhenken@staffordnj.gov




Ronald DeBaecke, Mayor
North Hanover Township





Hon. Donald E. Fetzer, Mayor
Borough of Sea Girt





Scott Sipos, Mayor
Raritan Township
Scott.sipos@raritantwpnj.gov




Michael W. Mangan, Mayor
Borough of Manasquan





Anthony E. Vaz, Mayor
Borough of Seaside Heights
mayor@seaside-heightsnj.org




James F. Ulrich
Business Administrator
Township of Clark





William J. Cairns, Mayor
Borough of Beachwood
mayorcairns@beachwoodusa.com




Mark Taylor, Mayor
Borough of Florham Park
mtaylor@fpboro.net




Daniel H. Pronti, Mayor
Borough of North Arlington
DPronti@NorthArlington.org




Kimberly Paterson
StopTheHighRiskPowerCables.org
KimberlyPaterson53@gmail.com



William W. Curtis, Mayor
Borough of Bay Head
bcurtis@bayheadnj.us



E Laurence White, Mayor
Borough of Mantoloking



Peter J. Melchionne, Mayor
Township of Wyckoff, County of Bergen
pmelchionne@wyckoffnj.gov



Robert A. Sabosik, Mayor
Borough of Point Pleasant
Mayorsabosik@ptboro.com



Theresa Berger, Mayor



Jim Wysocki, Mayor
Mahwah Township
jwysocki@mahwahtwp.org



Dominick Cuozzo, Mayor
Plumsted Township
dcuozzo@plumsted.com



Michael Collins, Mayor
Margate City
Mcollins@margate-nj.com



Kristan Marter
Mayor



Keith W. Moore
Defend Our Beaches NJ



Kirk O. Larson
Borough of Barnegat Light
mayor@barnegatlight.org



BOROUGH OF
BARNEGAT
LIGHT

Lisa Crate, Mayor
Township of Brick



Township of
BRICK

John M. Imperiale, Mayor
Borough of Harvey Cedars
jimperial@harveycedars.org



Don Cabrera, Mayor
Borough of Wildwood Crest
dcabrera@wildwoodcrest.org



Michael Reina
Mayor, Jackson Township
mikereina@jacksontwpnj.net



Vincent Sera, Mayor
City of Brigantine Beach
vsera@brigantinebeachnj.com



James A. Bertino
Commissioner District 5



Richard R. Dase
Commissioner District 4



John W. Risley
Commissioner-at-Large



June Byrnes
Commissioner-at-Large



Andrew W. Parker
Commissioner District 3



CC: Wael Sawan, Shell Global CEO
Steve Hill, EVP Shell Energy
Sinead Gorman, Shell Global CFO
Luc Remont, EDF CEO
Beatrice Buffon, EDF Renewables CEO
Rob Guyler, EDF CFO
Gov. Phil Murphy
Members, NJ Senate
Members, NJ Assembly

board.secretary@bpu.nj.gov
Christine.guhl-sadovy@bpu.nj.gov
Marian.abdou@bpu.nj.gov
Michael.bange@bpu.nj.gov
taryn.boland@bpu.nj.gov
robert.brabston@bpu.nj.gov
Benjamin.Witherell@bpu.nj.gov
veronique.oomen@bpu.nj.gov
blipman@rpa.nj.gov
kira.lawrence@bpu.nj.gov
Joris.Veldhoven@AtlanticShores
Wind.com
rl@levitan.com

**Economic Analysis
of the
Atlantic Shores South
Offshore Wind Project**

by

Edward P. O'Donnell



August 2024

Executive Summary

The owners of Atlantic Shores, Shell and EDF, have rights to develop offshore wind projects in lease areas off the New Jersey coast. Its lease area OCS-A-0499 is known as Atlantic Shores South (AS South) and is composed of two projects, Atlantic Shores Offshore Wind One (AS1) and Atlantic Shores Offshore Wind Two (AS2). As part of its Second Offshore Wind Solicitation, in June 2021 the NJ Board of Public Utilities (BPU) approved the AS1 project as a qualified offshore wind facility and deemed it eligible to receive payments for Offshore Renewable Energy Credits (ORECs) for power. In announcing awards in its the Third Solicitation in January 2024, BPU indicated that a bid for the AS2 project had been rejected due to its OREC bid price being higher than the selected bids from Attentive Energy and Leading Light Wind.

On March 6, 2024 the BPU announced a proposed Fourth Solicitation seeking bids for an additional 1200-4000 MW of offshore wind capacity. In this solicitation, in addition to receiving bids for new projects, BPU has allowed companies who were awarded ORECs in the First or Second Solicitations to re-bid those projects and receive new awards which would supersede the existing OREC prices. Since new awards to AS1 or AS2 will undoubtedly result in higher ratepayer subsidies than those already approved, it is appropriate to estimate the ratepayer impact of any such awards and whether such an action by BPU would comply with the Offshore Wind Economic Development Act (OWEDA) which imposes mandates on the BPU meant to protect ratepayers. That is the purpose of this report.

Based on the expected OREC prices and terms of any new awards, the following are the major findings and conclusions which are detailed in the report:

Ratepayer Impacts

- If the AS South (AS1 and AS2) projects are awarded new OREC contracts, NJ ratepayers will be required to pay **triple** the market price for power from those facilities, from **\$122-197/MWH** higher. This represents a much higher ratepayer subsidy than that associated with the existing AS1 OREC prices.
- The AS South ratepayer subsidy will total \$32 billion over the life of the facility and the 2024 present value (PV) of these above market ratepayer costs is **\$20 billion**.

Benefit-Cost Analysis

- The following is the benefit-cost summary for the AS South project:

	<u>AS1</u>	<u>AS2</u>	<u>Combined</u>
Benefits (\$PV Billions)			
Energy, Capacity and REC Credits	5.11	4.50	9.61
Economic Benefits	3.40	3.00	6.40
Avoided Emissions	<u>0.01</u>	<u>0.01</u>	<u>0.02</u>
Total Benefits	8.52	7.51	16.03
Costs (\$PV Billions)			
OREC Payments	15.78	13.86	29.64
Impact on Tourism	6.00	6.00	12.00
Impact of Higher Electric Rates	21.00	19.00	40.00
Transmission Upgrade Costs	0.00	1.70	1.70
Lost RGGI Emissions Revenue	<u>2.50</u>	<u>2.00</u>	<u>4.50</u>
Total Costs	45.28	42.56	87.84
Net Benefits/ (Costs) (\$PV Billions)	(36.76)	(35.05)	(71.81)
Benefit/Costs Ratio	0.19	0.17	0.18

- As indicated, the PV costs of the AS South project would exceed any potential benefits by **\$72 billion** and the BCR is no more than 0.18 (i.e., **costs outweigh benefits by a factor of more than 5 to 1**).
- AS South OREC payment costs alone would exceed any benefits by more than \$13 billion and on that basis alone, the BCR would be no more than 0.55. Thus, a BCR greater than 1.0 cannot be achieved. Furthermore, **there is neither a net economic nor a net environmental benefit as required by OWEDA.**

Developer's Return on Investment

- The Atlantic Shores owners will realize an **18%** internal rate of return (IRR) on its investment which would increase to **22%** if they qualify for and are allowed to retain the additional 10% bonus Investment Tax Credit (ITC).
- The IRR is well in excess of that which is reasonable for its level of financial risk in the project or that allowed regulated utilities which is about 9%.

- **A fair balance of financial risks and rewards** between ratepayers and shareholders at OREC prices resulting from an AS South award **cannot be achieved and thus would fail to comply with OWEDA.**

Cumulative Impacts

- Together with projects approved in the Third Solicitation a new AS South award will burden ratepayers with above market subsidies ranging from \$2 billion in 2032 to over \$4 billion by 2045. The total subsidy over the operating period of these projects has a 2024\$ PV of **\$48 billion.**
- Electric bills will increase by **24%** for residential, **28%** for commercial and **32%** for industrial customers.
- A new award to AS South alone would raise rates **11%** for residential, **13%** for commercial and **15%** for industrial ratepayers.

Conclusions

The AS1 project as currently approved imposes ratepayer subsidies and costs which have not been demonstrated to meet the cost-benefit requirements nor provide a fair balance of financial risk and rewards between ratepayers and the shareholders of the developer as required by OWEDA. It has also been conclusively shown that the projects awarded in the Third Solicitation also fail to meet the requirements of OWEDA.

This report demonstrates that allowing Atlantic Shores to re-bid the existing AS1 contract and to receive an additional award for AS2 will exacerbate these deficiencies and burden ratepayers with significantly higher above market power prices and subsidies. The cumulative impact of this, in combination with the other approved projects, will raise average rates by more than 25% across all classes of retail customers.

It is important to note that the costs involving the direct ratepayer subsidies and the effect of those higher electric rates on NJ economy in the form of lost jobs and lower wages, as well as lost tourism dollars, all fall disproportionately on lower income residents and communities who can least afford them. Accordingly, no contracts for ORECs could be awarded to Atlantic Shores under the BPU Fourth Solicitation without violating OWEDA and causing grave economic harm to the state.

TABLE OF CONTENTS

	Page
Executive Summary	i
1.0 Introduction	1
2.0 Methodology	2
3.0 Ratepayer Impacts	4
4.0 Benefit-Cost Analysis	7
5.0 Project Developer Economics	12
6.0 Cumulative Impacts	14
6.1 Ratepayer Subsidies	14
6.2 Customer Bill Impacts	15
7.0 Conclusions	17

LIST OF TABLES

4-1 Benefit Cost Comparison	11
6-1 Economic Impact of Project OREC Costs on Retail Customer Bills	16

LIST OF FIGURES

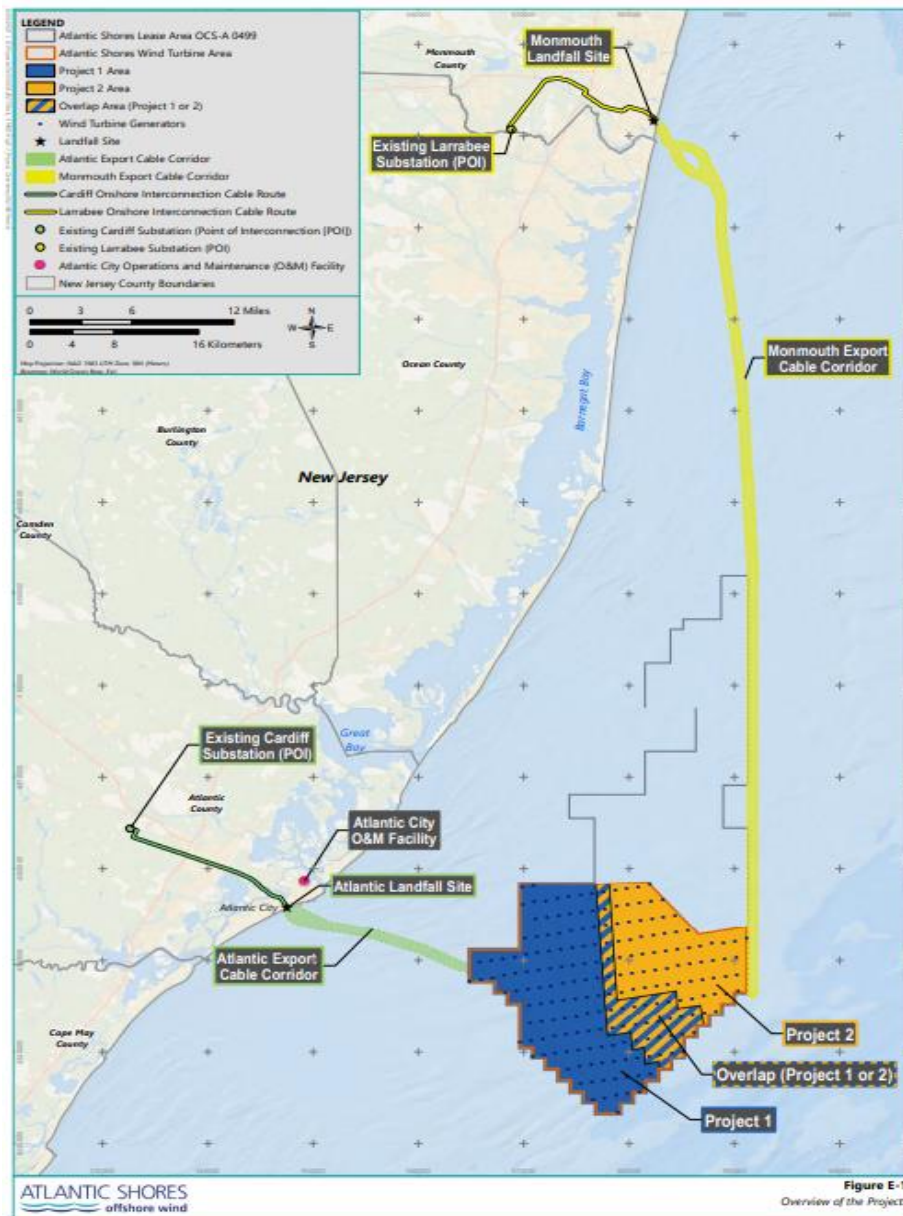
1-1 Atlantic Shores South Project	1
3-1 AS1 OREC Prices vs PJM Market Price	5
3-2 Added Ratepayer Cost for AS1 Project	6
5-1 Developer's AS1 Re-Bid Internal Rate of Return	13
6-1 Cumulative Annual Ratepayer OREC Subsidies	15

Economic Analysis of the Atlantic Shores South Offshore Wind Project

1.0 Introduction

As part of its Fourth Solicitation of offshore wind bids, the NJ Board of Public Utilities (BPU) has received bids for the Atlantic Shores One (AS1) and Atlantic Shores Two (AS2) offshore wind projects, together known as Atlantic Shores South (AS South). The projects are located in lease area OCS-A-0499 located 9 miles off Long Beach Island as shown below.

Figure 1-1 Atlantic Shores Site South Project



AS1 (1510 MW) has an existing contract for supply of Offshore Renewable Energy Credits (ORECs) while AS2 (1327 MW) unsuccessfully bid in the previous Third Solicitation.

In its Fourth Solicitation Guidance Document¹, BPU is seeking bids for 1200-4000 MW of offshore wind capacity. In addition to bids from new projects, BPU has included provisions allowing projects previously awarded ORECs in the First or Second Solicitations, which includes AS1, to re-bid those same projects and potentially receive even higher OREC prices than currently approved.

Since new awards to AS1 and AS2 have the potential to significantly increase ratepayer subsidies and developer returns on investments, it is the purpose of this report to examine the magnitude of such potential increases and to determine whether they would allow BPU to make those awards in compliance with the requirements of the Offshore Wind Economic Development Act (OWEDA) by which BPU is bound.

2.0 Methodology

In all of its solicitations, the BPU relies in large part on the evaluations by its consultant, Levitan & Associates, Inc. (LAI) of the proposed bids submitted by developers, including the AS1 award in the Second Solicitation². In this study of the AS South projects, we have used the same input values reported and applied in the most recent LAI evaluation of the AS1 bid as well as bids in the Third Solicitation³ wherever available and deemed reasonable. Where key factors and assumptions have been redacted or unstated, we have used publicly available sources for comparable projects.

However, there are several items where we disagree with the LAI methodology which significantly affect the results. These include:

- LAI has failed to analyze the ratepayer impact of BPU's new inflation adjustment factor which can automatically result in an increase of up to 15% in ratepayer burden and have a significant additional impact on ratepayer costs.
- In determining ratepayer costs, LAI has used an inappropriately high 7% discount factor. A 7% discount factor reflects the developer's weighted average cost of capital and is appropriate for calculating its Internal Rate

¹ NJ Offshore Wind Fourth Solicitation Guidance Document, BPU, March 6, 2024

² Evaluation Report New Jersey Offshore Wind Solicitation #2, May 25, 2021, Levitan and Associated Inc.

³ Evaluation Report New Jersey Offshore Wind Solicitation #3, January 10, 2024, , Levitan and Associated Inc.

of Return (IRR) in support of investment decisions and financial risk to the owners. However, ratepayers are not investors in these projects but are consumers of the power output. Their view of the present value (PV) of future costs to them is much different and they view future dollars as having more value than investors. For ratepayers, standard economic theory would dictate use of a 3% consumption discount rate which is generally used to value future dollars from their perspective⁴.

- Levitan’s Benefit-Cost analysis methodology, upon which the BPU relies, is flawed in a number of important respects including:
 - Their calculation of environmental benefits is based on the global Social Cost of Carbon (SCC) used in monetizing avoiding hypothetical harm to future worldwide populations from greenhouse gas (GHG) emissions rather than confining consideration of such benefits to those accruing to the state as required by the NJ Offshore Wind Economic Development Act (OWEDA)⁵.
 - The SCC factor most recently used by LAI to value CO2 emissions of \$190/ton is based on a 2% discount factor which vastly overstates this value and is inconsistent with the 7% value used by them to estimate ratepayer costs. The \$/ton value is highly sensitive to the discount rate since it is applied to hypothetical harm to worldwide populations over several centuries in the future. We have consistently applied a 3% discount rate to evaluation of both costs and benefits. A 3% discount rate reduces the SCC value to \$51/ton and the purported global benefit by a factor of 3.8.
 - Levitan has failed to include any costs associated with harm to shore tourist economy, commercial fishing or the impact of higher electric rates on the state economy in terms of lost jobs and wages.
 - No consideration is given to the added costs of transmission upgrades which are a direct result and necessary cost of the projects.
 - Levitan has not included the lost revenue from reductions in Regional Greenhouse Gas Initiative (RGGI) allowances that will be a direct result of displacing in-state fossil generation.

In our analysis of potential new OREC awards to AS South we present ratepayer impacts based on more appropriate and inclusive assumptions regarding these matters.

⁴ Discounting for Public Benefit-Cost Analysis, Resources for the Future, Qingran Li and William A Pizer, June 2021.

⁵ OWEDA, N.J.S.A. 48:3-87.1 to -87.2, L. 2010, c. 57, eff. Aug. 19, 2010; amended by 2019 c. 440, §2,

3.0 Ratepayer Impacts

An independent analysis and review⁶ of the BPU consultant's evaluation of the original AS1 proposal reveals that New Jersey ratepayers already would bear a substantial and inordinate burden of additional costs through the lifetime of the proposed generation facility. This additional cost is in the form of above market prices for power embedded in the guaranteed ORECs proposed by the bidder and approved by the BPU. In any new AS South award, it is expected that these prices will be significantly higher and in this section we estimate the ratepayer impacts likely to result from new OREC awards to AS1 and AS2.

The existing BPU order entitles AS1 to collect fees for ORECs produced at \$86.62/MWH beginning in 2028 and increasing to \$141.92/MWH in 2048. Transmission upgrade costs will add another \$6-10/MWH to these guaranteed prices. The levelized cost of energy (LCOE) associated with these existing OREC prices is \$106.16/MWH before transmission cost and \$114.03/MWH with the added transmission cost.

While the new AS South bids are presently confidential, it may be assumed that they will exceed the OREC prices awarded by BPU to Attentive Energy and Leading Light Wind in January 2024. The LCOE of the Attentive Energy award, without any transmission costs, is \$165/MWH. It is thus a likely benchmark which an AS bid will again exceed, as it did in its unsuccessful Third Solicitation bid. We estimate that the AS South bid will be at least \$175/MWH.

Furthermore, the proposed terms of the Fourth Solicitation allow approved OREC prices to be adjusted up or down by as much as 15% based on a defined inflation adjustment mechanism which is more liberal than in the Third Solicitation and was non-existent in the First and Second Solicitations.

The inflation adjustment is based on recognized official Federal inflation indices for labor, fabrication, steel and fuel prices and allow the base OREC price to be adjusted up or down depending on how much they deviate from the prices at the time of a bidder's best and final offer (BAFO) and a time three years prior to commercial operation. If the BPU approved inflation adjustment formula was calculated over the most recent available three years (2021-2023) the resulting inflation adjustment would be in excess of 26%. In the six months through May 2024, since the Third Solicitation BAFOs were submitted, the calculated index has increased by 2.5% and on that basis the inflation adjustment would add 5%/yr to the OREC price for AS1. Thus with the inflation

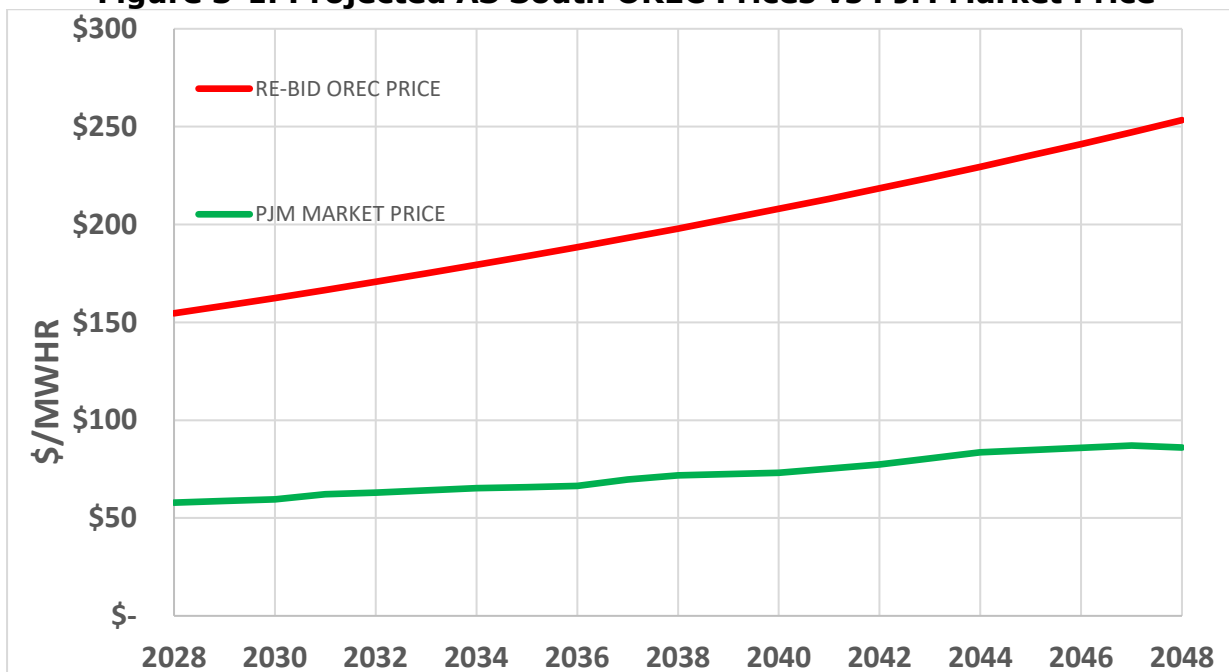
⁶ Economic Analysis of the Atlantic Shores Offshore Wind Project, Whitestrand Consulting, August 2023.

adjustment the OREC pricing on an AS1 Re-Bid will most likely be as much as \$184/MWH, and with the transmission cost adder, \$192/MWH, or an increase of 68% over the corresponding existing OREC price of \$114/MWH.

For AS2, the inflation adjustment will occur over at least two years, raising the \$175/MWH by 10% to \$192/MWH. If there are delays in the CO date, the inflation adjustment could reach 15% and OREC prices exceed \$200/MWH. However, for purposes of this analysis we have assumed the LCOE of the adjusted OREC awards will be \$192/MWH for both AS1 and AS2.

As an offset to the OREC price, the market revenue received from PJM for energy, capacity and Renewable Energy Credits (RECs) will be credited back to the ratepayers. Figure 3-1 below displays how the projected new OREC prices compare with the PJM market price of the offsets based on LAI projections in its evaluation of the Third Solicitation bids.

Figure 3-1. Projected AS South OREC Prices vs PJM Market Price

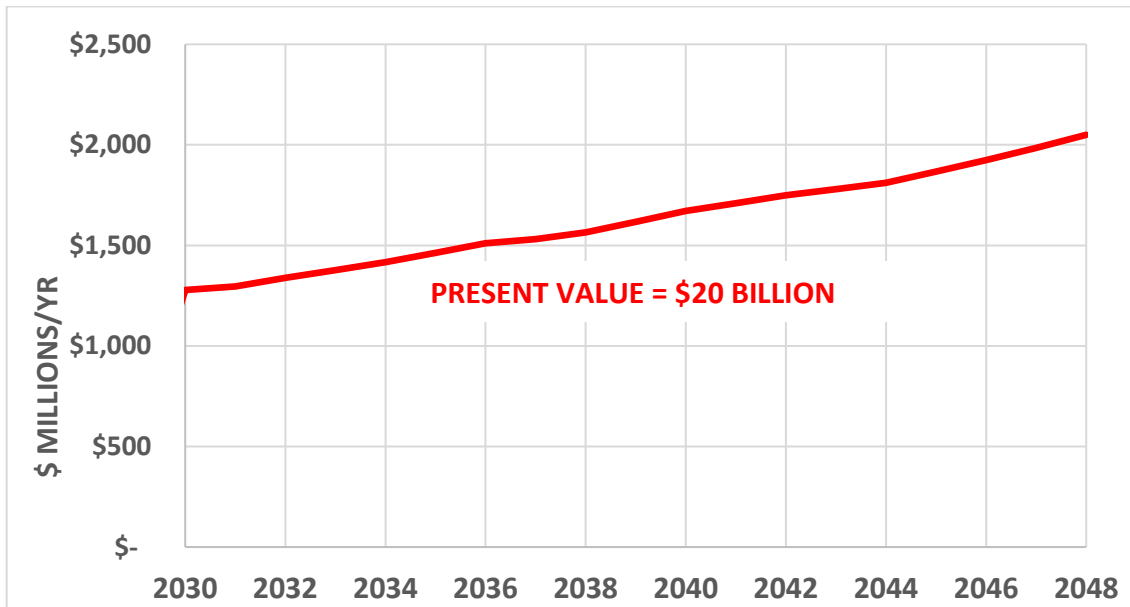


As can be seen from Figure 3-1 above, for a new AS South award, ratepayers will be required to pay **triple the PJM market price, from \$122-197/MWH over and above the market price** for power from the AS South facility. This in essence represents a ratepayer subsidy for offshore wind generation.

At the same 47% capacity factor used in the existing AS1 OREC contract, it is assumed that AS South would be entitled to receive OREC payments for up to

11,380,496 MWH/yr over the 20 year term of a new award. Based on this, as shown in Figure 3-2 below, the added net cost burden of the above market payments is substantial on an annualized and lifetime basis.

Figure 3-2. Added Ratepayer Cost for AS South Project



In a new AS South award the ratepayer subsidy almost triples that due to the current AS1 OREC price and would range from over \$1.3 billion in the first full year of operation (2030) to over \$2 billion million in 2048, totaling \$32 billion over the life of the facility. **The 2024 present value (PV) of these above market ratepayer costs is \$20 billion.** These values are calculated using an appropriate ratepayer discount factor of 3%.

4.0 Benefit-Cost Analysis

The NJ Offshore Wind Economic Development Act (OWEDA) requires that all proposed projects demonstrate positive economic and environmental net benefits to the state to be considered for an OREC award. As such it recognizes the need to achieve net positive benefits and a benefit-cost ratio (BCR) greater than 1.0.

In this section we calculate net benefits or costs and the Benefit/Cost ratio as:

$$\text{Net Benefits or Costs} = \text{Total Benefits} - \text{Total Costs}$$

$$\text{BCR} = \frac{\text{Total Benefits}}{\text{Total Costs}}$$

Benefits include: (1) Ratepayer offsets from PJM market revenues, (2) contributions to state economy from direct investment and jobs created by the project and (3) value of avoided greenhouse gas (GHG) emissions to the state.

Costs include: (1) OREC costs to ratepayers, (2) economic harm to local tourism and fishing industries, (3) negative impact on state GDP due to higher electric rates, (4) cost of associated transmission system upgrades and (5) lost Regional Greenhouse Gas Initiative (RGGI) revenue from displaced in state fossil generation.

The following is a discussion of the various elements involved in this calculation.

Benefits

For each OREC produced, the AS South project will receive market revenues from PJM for energy, capacity and RECs supplied to the grid. Based on the projected prices for these PJM price commodities over the period 2028-2048 as shown on Figure 3-1, and the specified maximum annual ORECs produced, the estimated PV 2024 of these market offset revenue is \$9.61 billion, using the standard 3% ratepayer consumption discount rate.

The AS1 project as approved claims to have positive Economic Benefits of \$3.4 billion in terms of NJ GDP growth and jobs created in the state. These are as detailed in the LAI report but adjusted to a 3% discount factor. Assuming the benefits are related to the size of the projects and number of jobs created,

AS2 would add about \$3 billion, so the total economic benefits from both projects would be \$6.4 billion.

With respect to the Environmental Benefits, LAI has applied the US EPA's Interagency Working Group (IAWG) social cost of carbon (SCC)⁷ and Technical Support Document⁸ to estimate the value of perceived benefits. The use of these reports in economic or regulatory decision-making is highly controversial and the subject of court challenges in several states. Indeed, the IAWG document provides for a wide range of values, depending on very subjective judgements of factors such as the rate at which potential social costs to future generations of present-day carbon emissions should be discounted to current dollars.

As a result, the value derived from the IAWG document as applied by the Federal Environmental Protection Agency (EPA) has varied from \$2/Ton during the Trump administration to \$190/Ton now being proposed by the current administration – a near hundred-fold increase, reflecting the reality that putting a monetary value on the social cost of carbon is a political rather than a scientific exercise.

The factor most recently used by LAI to value CO2 emissions of \$190/ton is based on a 2% discount factor which vastly overstates this value and is inconsistent with the 7% value used by them to estimate ratepayer costs. The \$/ton value is highly sensitive to the discount rate since it is applied to hypothetical harm to worldwide populations over several centuries in the future. In our benefit-cost calculations, we have consistently applied a 3% discount rate to evaluation of both costs and benefits. A 3% discount rate reduces that value to \$51/ton and the purported global benefit by a factor of 3.8.

Furthermore, and most importantly, the OWEDA mandates that, in order to approve an offshore wind project for OREC award, the BPU must find that the cost-benefit analysis for the project “demonstrates positive economic and environmental net benefits to the State” (emphasis added). Therefore, any consideration of Environmental Benefits of the AS South project of avoided carbon emissions must be confined to those affecting NJ residents, businesses, or institutions. The values proposed by the IAWG are intended to reflect global impacts of carbon emissions and are thus inappropriate and not suitable in any

⁷ “Report on the Social Cost of Greenhouse Gases: Estimates Incorporating Recent Scientific Advances” U.S. Environmental Protection Agency, November 2023.

⁸ U.S. EPA, “Technical Support Document Estimating the Benefit per Ton of Reducing Directly-Emitted PM2.5, PM2.5 Precursors and Ozone Precursors from 21 Sectors,” January 2023

case for representing only state-wide impacts. If we scale these purported global benefits down to state-wide benefits only, by using any reasonable measure of relative impact on the state to the entire world (GDP, population, land area, shoreline miles, carbon emissions, etc.), the total averted state social cost of emissions reduced by AS South is far less than 1% of the global benefit. We have conservatively assumed that 0.12%⁹ of global values accrue to the state of NJ. This results in a relatively insignificant 2024 present value of \$20 million for the benefit of avoided GHG emissions to the state of NJ.

Costs

The total ratepayer PV costs associated with the OREC pricing as shown on Figure 3-1 is \$29.64 billion. As with the benefits of the ratepayer offsets, these PV values are also based on the standard 3% consumption discount rate.

In LAI's analysis of OREC bids no consideration is given to the significant negative economic impacts of the project on beach communities or commercial fishing which must be included to determine net economic benefits as required by OWEDA. The negative impact on tourism and in our shore communities on Long Beach Island alone is estimated to be in excess of \$668 million/year¹⁰. Over 20 years this has a 2024 PV of \$12 billion. This would totally offset any Economic Benefits claimed to contribute to the BCR. Additional impacts on the commercial and recreational fishing industries along the shore have not been quantified in this analysis but are expected to be substantial.

In addition to the negative impact on the NJ tourism and fishing economy, raising electric rates will have a damaging effect on the overall state economy by reducing employment and wages, similar to the effect of raising taxes. A 2011 study by the Beacon Hill Institute¹¹ determined that raising electric rates by 2% as a result of offshore wind ratepayer subsidies would result in the loss of 2219 jobs and reduce average wages by \$111 per year. This in turn would reduce total disposable income in the state by \$330 million/yr. The Present Value in 2024 of this lost income over 20 years is \$7 billion. As discussed in Section 6.1 below, AS OREC prices would raise average rates by 12%, this results in a PV cost of about \$40 billion.

⁹ The population of NJ is 9.3 million (or 0.12%) compared with over 7.9 billion worldwide..

¹⁰ Potential Economic Losses of Reduced Tourism Attributable to Proposed Wind Turbines in Long Beach Island, NJ, Tourism Economics, March 2024.

¹¹ "The Cost and Economic Impact of New Jersey's Offshore Wind Initiative", Beacon Hill Institute at Suffolk University, June 2011

As noted, the effect of raising electric rates has a similar impact on the state economy as an increase in taxes. The AS South project will raise residential average rates by \$900 million/yr which is about 0.11% of state GDP¹². Studies¹³ show that tax increases reduce GDP by a factor of 2.5 on a percentage basis. Thus, a rate increase of 0.11% of GDP will reduce state GDP by 0.28% or \$2.3 billion/yr. The 2024 PV of such economic loss over 20 years is also \$40 billion and so confirms the estimate based on the 2011 Beacon Hill Institute study.

This is in fact a conservative estimate since it does not reflect the effect of raising commercial or industrial rates on the GDP. Thus, the economic harm caused by raising retail electric rates is a very significant additional indirect economic cost of the project.

Transmitting wind power from offshore turbine locations across the state to the PJM grid will entail significant costs to install and upgrade transmission lines, substations, switchyards, HVAC/HVDC converter stations, and associated relays and other components. As shown on Figure 1-1 AS1 will connect to the grid via an HVAC cable making landfall at Atlantic City and proceeding inland to the Cardiff substation. As noted, the costs of this interconnection will add \$8/MWH to OREC costs and has been reflected in the OREC pricing and rate impact analysis.

In the case of AS2, the project will utilize the Larabee Tri-Collector (LTC) solution in which 6400 MW from four offshore wind projects will make landfall at Sea Girt and proceed inland to the Larabee substation in Howell TWP. The costs of the LTC solution will be recovered through transmission fees, not through OREC prices. Thus, they are an added cost that must be considered in the benefit-cost analysis.

To date BPU has authorized \$1.2 billion for upgrading of existing transmission links for the LTC solution but has not yet awarded contracts for the onshore cable vaults or other elements of the Larabee connection. In fact, bids submitted by Attentive and other bidders for the cable vaults were rejected as being too costly. So at this point the total cost of transmission upgrades are unknown but likely to be substantial.

Bids submitted for the LTC solution transmission upgrades to allow 6400MW of offshore wind to utilize that transmission pathway averaged \$1.3 billion/MW

¹² In 2023 NJ personal income tax collected was \$55 billion and GDP was \$810 billion.

¹³ The Impact of Individual Income Tax Changes on Economic Growth, Tax Foundation. June 14, 2022.

in 2021\$¹⁴. If we allocate that cost index to the 1327 MW of the AS2 project, it represents an additional \$1.7 billion of costs which must be included in the benefit-cost accounting, which we have done.

Another cost which must be accounted for involves the loss of revenue accruing to the state from auctions of Regional Greenhouse Gas Initiative (RGGI) allowances from the emissions displaced by AS South. This revenue is collected from in-state fossil plants and is used to pay for NJ programs aimed at improving energy efficiency. Since PJM must take power from AS South before such plants, less revenue will be received from in-state fossil fueled generation which will be displaced. At the projected market price for RGGI allowances, we estimate the PV of this cost to the state to be about \$4.5 billion which far outweighs the \$20 million benefit from avoided GHG emissions to NJ.

Net Benefits and Costs

Table 4-1 below is a comparison of the benefit-cost analysis for the combined AS South project and as allocated to its AS1 and AS2 components.

Table 4-1 Benefit-Cost Summary for AS South Project

	<u>AS1</u>	<u>AS2</u>	<u>Combined</u>
Benefits (\$PV Billions)			
Energy, Capacity and REC Credits	5.11	4.50	9.61
Economic Benefits	3.40	3.00	6.40
Avoided Emissions	<u>0.01</u>	<u>0.01</u>	<u>0.02</u>
Total Benefits	8.52	7.51	16.03
Costs (\$PV Billions)			
OREC Payments	15.78	13.86	29.64
Impact on Tourism	6.00	6.00	12.00
Impact of Higher Electric Rates	21.00	19.00	40.00
Transmission Upgrade Costs	0.00	1.70	1.70
Lost RGGI Emissions Revenue	<u>2.50</u>	<u>2.00</u>	<u>4.50</u>
Total Costs	45.28	42.56	87.84
Net Benefits/ (Costs) (\$PV Billions)	(36.76)	(35.05)	(71.81)
Benefit/Costs Ratio	0.19	0.17	0.18

¹⁴ NJ State Agreement Approach for Offshore Wind Transmission: Evaluation Report, Bratelle Group, October 26, 2023.

As indicated, when economic costs are included and purported environmental benefits limited to the state, **the PV costs of the AS South project exceed any potential benefits by \$72 billion and the BCR is no more than 0.18 (i.e., costs outweigh benefits by a factor of more than 5 to 1).**

Even without including the economic cost of the project, the AS South OREC payment costs alone exceed any benefits by more than \$13 billion and the BCR would be no more than 0.55. Thus, a BCR greater than 1.0 cannot be achieved. Furthermore, there is neither a net economic nor a net environmental benefit as required by OWEDA.

5.0 Project Developer Economics

A developer of a power generation project is entitled to realize a reasonable rate of return on its investment. However, the magnitude of the return is a function of the risk assumed by the developer. The greater the risk, the higher the expected return, and vice versa – the lower the risk, the lower a return expected or allowed.

The NJ legislature has recognized that the financial risk of offshore wind projects must be limited, in order to attract developers to bid on such projects. A key feature of this risk mitigation is the guarantee of revenue for power delivered through the establishment of OREC prices throughout the operating life of the facility. We have previously shown that the OREC prices approved by the BPU for the AS South project will be well in excess of market prices. Thus, they substantially reduce the risk to the developer. This price guarantee allows the developer to secure equity investors and project financing at a reduced cost of capital, lowering their up front and debt service costs throughout the life of the project.

In addition to this, the Federal government has provided financial incentives through tax credits which greatly enhance the potential for positive returns on investment for such projects. The Inflation Reduction Act (IRA) enacted in 2022 offers offshore wind projects an Investment Tax Credit (ITC) of 30% of the capital cost of the project to be collected when the facility becomes operational. In addition, a developer may qualify for additional ITC bonuses of 10% each for using domestically sourced materials and siting onshore facilities in economically disadvantaged communities.

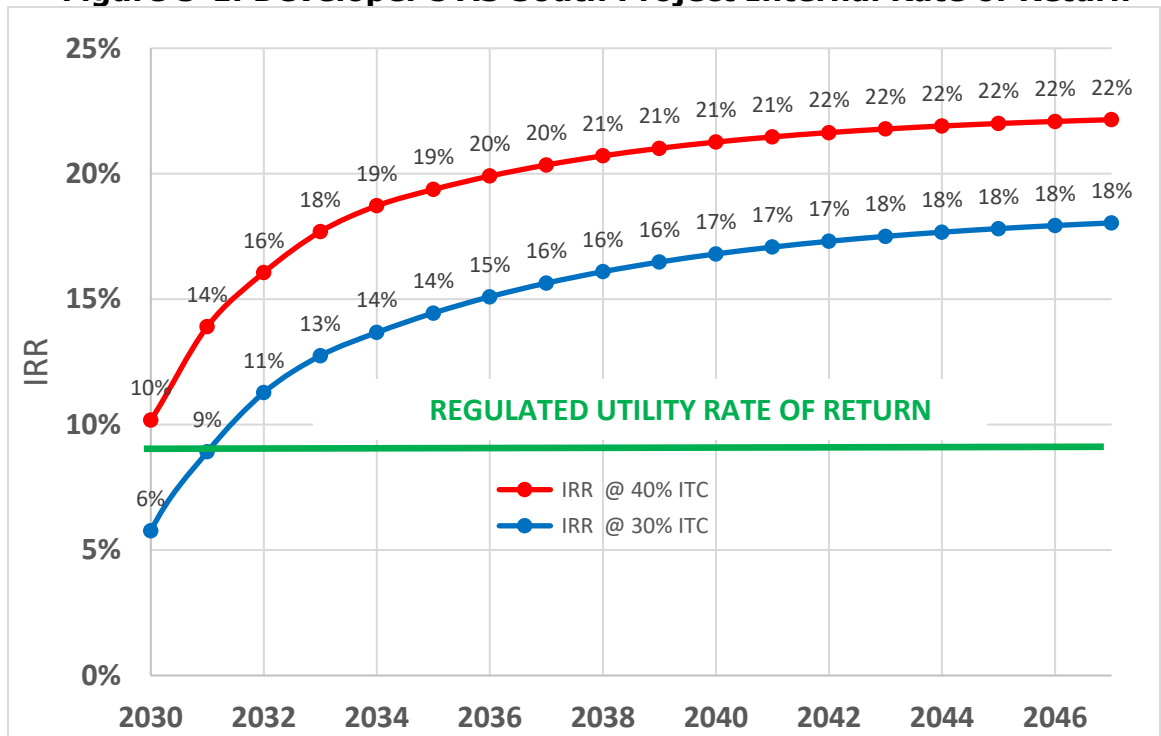
In its bid AS South was required to submit detailed information on its projected costs of the project and its resulting Internal Rate of Return (IRR) which

represents its return on investment. This information is necessary to determine whether the approved OREC prices are reasonable given the projected developer’s costs and assumed financial risks.

However, these project financial details detailed have been redacted from the LAI evaluation for AS1 and are not available for the current Fourth Solicitation bids, so we are unable to review and comment on whether they are in fact reasonable and justify the large ratepayer subsidy built into the OREC pricing. We therefore have no alternative than to conduct an independent financial analysis, based on available information for similar projects.

Using expected current capital costs, financing terms, operating, maintenance and decommissioning costs and the revenue streams resulting from OREC production and tax credits, we calculated the IRR based on the expected cash flow over the life of the project. The result of our analysis is presented in Figure 5-1 below for a potential AS South award.

Figure 5-1. Developer’s AS South Project Internal Rate of Return



We have assumed, as does LAI in its bid evaluations, that available Federal tax credits have been included as an offset to capital costs of the project, and thus passed through to ratepayers as reflected in the proposed all-in OREC prices for the project. With the passage of the Inflation Reduction Act (IRA) in 2022, a 30% Federal ITC is in effect for offshore wind projects. As indicated in Figure

5-1 above, with a 30% ITC, the owners of **AS South will realize an increasing return, rapidly approaching 18%** by the end of its economic life and through decommissioning.

The IRA provides for an additional bonus ITC of 10%, for meeting domestic content requirements or having onshore facilities in an energy community. In March the IRS released new rules¹⁵ for qualifying for the 10% energy community bonus credit. Now the developer merely has to locate data centers supporting construction or operation in a nearby port facility. This will make it relatively easy for AS South to receive the 10% bonus ITC. **If as expected AS South does in fact qualify for the 10% bonus ITC, their IRR will increase to 22%**. Unless reflected in its bid, under current NJ law such an increase in available tax credits must be passed through to ratepayers and not contribute to greater return to the developer.

The BPU limits returns to regulated utilities for similar projects to about 9%. In view of the OREC price guarantees and tax credits available, we believe that a return of 18-22% is unduly generous and that the developer is being too richly rewarded for the level of risk assumed at expense of ratepayers who are bearing billions in present value of added costs to support the developer's return on investment.

6.0 Cumulative Impacts

As discussed, each project approved by BPU for award of ORECs involves subsidized costs that incrementally increase ratepayer costs and bills for all classes of retail customers. While BPU provides an estimate of the ratepayer impact of each individual project, it has not acknowledged or made known the cumulative impact of the combined projects together with prior awards under earlier solicitations. In this section we examine the cumulative impact of all such projects awarded to date, and of a potential new OREC award for AS South.

In January 2024 the Third Solicitation awarded an additional 3742 MW to Attentive Energy (1342 MW) and Leading Light Wind (2400 MW)¹⁶. A new award to AS South would add another 2837 MW to the approved projects. The following sections present the combined impact of the total 6579 MW of offshore wind projects approved by BPU in terms of total and PV ratepayer subsidies and

¹⁵ IRS Notice 2024-30, March 22, 2024.

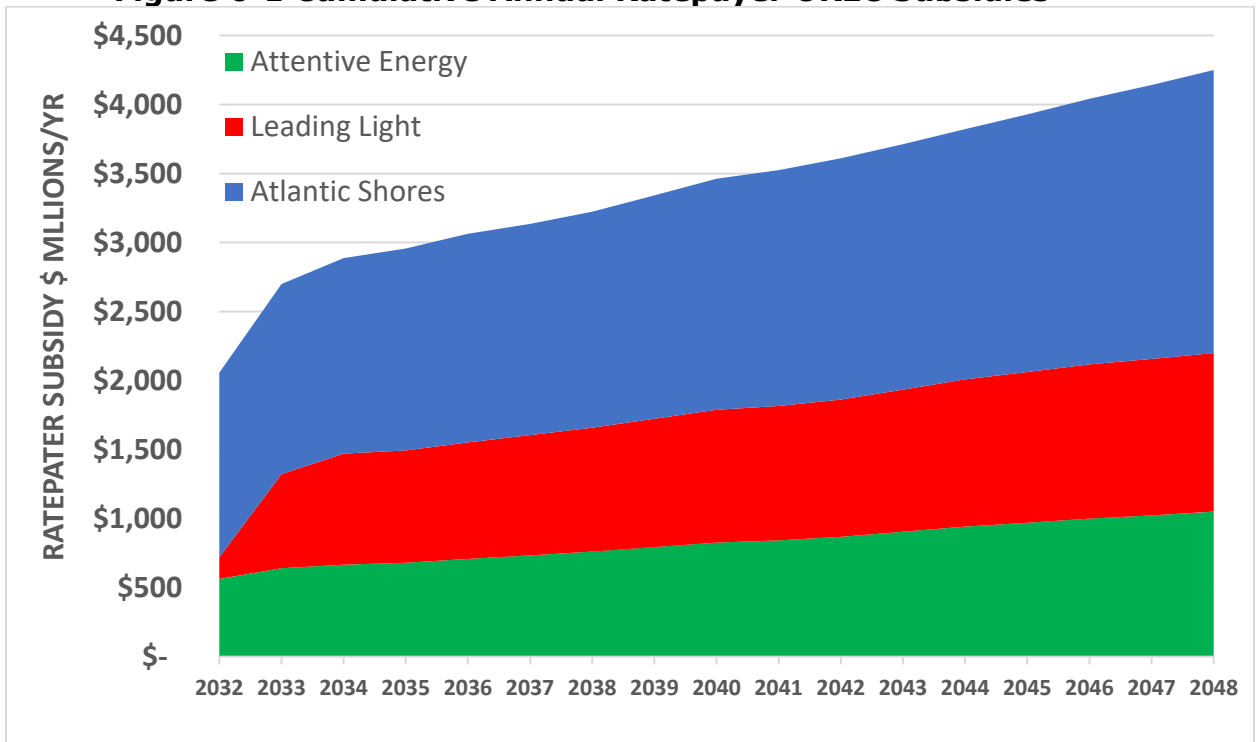
¹⁶ BPU Orders of January 24, 2024 Docket No. Q022080481

increases in retail electricity bills for residential, commercial and industrial customers over the period 2028-2047.

6.1 Ratepayer Subsidies

Based on our analysis of the BPU approved OREC prices for Attentive Energy and Leading Light Wind Projects¹⁷ together with the corresponding results for the AS South project, including inflation adders, Figure 6-1 shows the cumulative annual ratepayer subsidy.

Figure 6-1 Cumulative Annual Ratepayer OREC Subsidies



As indicated, the combined ratepayer cost embedded in the OREC prices for these three projects increases from \$2 billion in 2032 to over \$4 billion by 2048. The total subsidy over the operating period of these projects is over **\$65 billion**, which has a 2024\$ PV of **\$48 billion**.

6.2 Customer Bill Impacts

The rate subsidies embodied in the above market OREC prices will progressively impact retail customers bills as the offshore wind projects begin operation in 2028. In its evaluation of bid proposals for the Second and Third BPU

¹⁷ Economic Analysis of Attentive Energy and Leading Light Offshore wind Projects, Whitestrand Consulting, April 2024.

Solicitations, LAI has estimated the increase in average monthly customer bills for residential, commercial and industrial customer for the three approved projects, but has not provided any estimate of the cumulative bill impact.

Applying the higher subsidy costs we have discussed and provided in the previous sections, we have estimated the average monthly bill increase for each of the projects during their OREC subsidy period. Table 6-1 below presents the results of our analysis. We have displayed the increase in annual bills in \$/yr and on a percentage increase basis.

Table 6-1 Economic Impact of NJ Offshore Wind Project Costs on Retail Customer Bills

	<u>Attentive Energy</u>	<u>Leading Light Wind</u>	<u>AS South</u>	<u>Combined</u>
Ratepayer Bill Impact (\$/yr)				
Residential	\$107	\$111	\$186	\$404
Commercial	\$908	\$945	\$1,580	\$3,441
Industrial	\$7,619	\$7,923	\$13,249	\$28,791
Ratepayer Bill Impact (% Increase)				
Residential	6.4%	6.4%	10.9%	23.5%
Commercial	7.4%	7.7%	13.1%	28.2%
Industrial	8.3%	8.6%	14.7%	31.6%

As shown, the cumulative impact of these three projects results in significant increases in customer bills, averaging 25.5%. AS South alone will raise bills by 12%. These values are above that permitted by NJ law¹⁸ for other renewable energy generation sources which are limited to no more than a 7% increase in customer rates.

The combined impact of these three projects will raise electric bills by **24%** for residential, **28%** for commercial and **32%** for industrial customers.

¹⁸ NJSA 48:3 – 18.d(2)

7.0 Conclusions

The AS1 project as currently approved imposes ratepayer subsidies and costs which have not been demonstrated to meet the cost-benefit requirements nor provide a fair balance of financial risk and rewards between ratepayers and the shareholders of the developer as required by OWEDA. It has also been conclusively shown that the projects awarded in the Third Solicitation also fail to meet the requirements of OWEDA.

This report demonstrates that allowing Atlantic Shores to re-bid the existing AS1 contract and to receive an additional award for AS2 will exacerbate these deficiencies and burden ratepayers with significantly higher above market power prices and subsidies. The cumulative impact of this, in combination with the other approved projects, will raise rates by more than 25% across all classes of retail customers.

It is important to note that the costs involving the direct ratepayer subsidies and the effect of those higher electric rates on NJ economy in the form of lost jobs and lower wages, as well as lost tourism dollars, all fall disproportionately on lower income residents and communities who can least afford them. Accordingly, no contracts for ORECs could be awarded to Atlantic Shores under the BPU Fourth Solicitation without violating OWEDA and causing grave economic harm to the state.



The Author

Edward P. O'Donnell is a principal in Whitestrand Consulting LLC. He has spent 35 years in the nuclear power industry as an engineer, manager and executive with responsibilities for design and licensing of numerous plants in the US and abroad. He was also responsible for corporate planning and rate matters for a NJ nuclear utility and has testified in utility rate proceedings before the NJ BPU.

He was responsible for managing the successful sale of nuclear units in NJ and PA and as a consultant for advising clients on the sale and purchase of nuclear plants. In this role he forecasted future costs and performance of plants for re-financing as merchant power suppliers in a de-regulated electrical energy market and performed analyses of the economic viability of nuclear plants in comparison with alternative fossil and renewable energy facilities.

Mr. O'Donnell holds an M.S. in Nuclear Engineering from Columbia University and has been a licensed Professional Engineer in NJ. He is also a registered Enrolled Agent, authorized to represent individual and business entities before the IRS on tax matters.

