

15 O&M Plan

List of Appendices

Appendix 15-1: Letter of support from [REDACTED]


Appendix 15-2: Letter of Support from [REDACTED]


Appendix 15-3: [REDACTED]

Appendix 15-4: [REDACTED]


Appendix 15-5: Letter of support from [REDACTED]


Appendix 15-1: Letter of support from [REDACTED]















Appendix 15-2: Letter of Support from [REDACTED]














Appendix 15-3: [REDACTED]
































































































































































































































































Appendix 15-4: [REDACTED]












































































































































































The first part of the document discusses the importance of maintaining accurate records in a business setting. It highlights how proper record-keeping can help in decision-making, legal compliance, and financial management. The text emphasizes that records should be organized, up-to-date, and easily accessible.


Next, the document addresses the challenges of data management in the digital age. It notes that while digital storage offers convenience, it also introduces risks such as data loss, security breaches, and information overload. Solutions like cloud storage, encryption, and regular backups are suggested to mitigate these risks.


The third section focuses on the role of technology in streamlining business processes. It describes how automation and software solutions can reduce manual errors, save time, and improve overall efficiency. Examples of such technologies include accounting software, CRM systems, and project management tools.

Finally, the document concludes by stressing the need for continuous learning and adaptation. As business environments evolve, organizations must stay informed about the latest trends and technologies to remain competitive. Investing in employee training and staying open to innovation are key to long-term success.











The first part of the document discusses the importance of maintaining accurate records of all transactions. It emphasizes that every receipt, invoice, and bill should be properly filed and indexed for easy retrieval. This not only helps in tracking expenses but also ensures that all necessary documentation is available for tax purposes.


Next, the document outlines the various methods for collecting and organizing financial data. It suggests using spreadsheets or specialized accounting software to input and analyze data. Regularly updating these records is crucial to avoid discrepancies and to identify trends in spending and income.

The document also addresses the issue of budgeting. It provides a step-by-step guide on how to create a realistic budget based on current income and expenses. It stresses the importance of sticking to the budget and making adjustments as needed to stay on track.

Finally, the document discusses the importance of reviewing financial statements regularly. It explains how to interpret balance sheets, income statements, and cash flow statements. This review helps in understanding the overall financial health of the business and in making informed decisions about future investments and operations.







The first part of the document discusses the importance of maintaining accurate records of all transactions. It emphasizes that every entry, no matter how small, should be recorded to ensure the integrity of the financial data. This includes not only sales and purchases but also expenses, income, and any other financial activities.

The second part of the document provides a detailed breakdown of the accounting process. It outlines the steps from recording transactions to the preparation of financial statements. This includes identifying the accounts affected by each transaction, debiting and crediting the appropriate accounts, and ensuring that the accounting equation remains balanced.

The third part of the document focuses on the preparation of financial statements. It explains how the data from the accounting records is used to create the balance sheet, income statement, and statement of cash flows. It also discusses the importance of comparing these statements to the previous period to identify trends and anomalies.

The fourth part of the document addresses the role of the accountant in providing financial information to management. It highlights how accurate financial data is essential for making informed decisions about the business's operations and future growth.

The fifth part of the document discusses the importance of internal controls. It explains how a strong system of internal controls can help prevent errors and fraud, ensuring the reliability of the financial information.


The sixth part of the document covers the topic of tax reporting. It discusses the requirements for reporting income and expenses to the tax authorities and how the accounting records are used to determine the correct tax liability.


The seventh part of the document discusses the role of the accountant in providing financial information to external stakeholders, such as investors and creditors. It explains how financial statements are used to assess the company's financial health and performance.


The eighth part of the document discusses the importance of staying up-to-date on changes in accounting standards and regulations. It emphasizes that accountants must continuously learn and adapt to new requirements to ensure compliance and accuracy.


The ninth part of the document discusses the role of the accountant in providing financial information to the public. It explains how financial statements are used to provide transparency and accountability to the community.


The tenth part of the document discusses the importance of maintaining accurate records of all transactions. It emphasizes that every entry, no matter how small, should be recorded to ensure the integrity of the financial data.





































































































































































































The first part of the document discusses the importance of maintaining accurate records of all transactions. It emphasizes that every entry, no matter how small, should be recorded to ensure the integrity of the financial data. This includes not only sales and purchases but also expenses and income. The document provides a detailed list of items that should be tracked, such as inventory levels, customer orders, and supplier invoices. It also outlines the procedures for recording these transactions, including the use of specific forms and the assignment of responsibilities to different staff members.

The second part of the document focuses on the analysis of the recorded data. It describes various methods for identifying trends and anomalies in the financial performance. This includes comparing current data with historical trends, as well as benchmarking against industry standards. The document also discusses the importance of regular reviews and audits to ensure that the records are accurate and up-to-date. It provides a step-by-step guide for conducting these reviews, from the initial data collection to the final reporting and analysis.

The final part of the document discusses the implications of the financial data for the overall business strategy. It explains how the recorded information can be used to make informed decisions about resource allocation, pricing, and marketing. The document also highlights the importance of transparency and communication in the financial reporting process, ensuring that all stakeholders have access to the necessary information to make their own assessments.








The first part of the document discusses the importance of maintaining accurate records of all transactions. It emphasizes that every entry, no matter how small, should be recorded to ensure the integrity of the financial data. This includes not only sales and purchases but also expenses, income, and transfers between accounts.


The second section details the various methods used to collect and analyze data. It describes how different types of information are gathered, from direct observations to indirect measurements, and how these are then processed to identify trends and patterns. The use of statistical tools and software is highlighted as essential for handling large volumes of data efficiently.


The third part of the document focuses on the interpretation of the results. It explains how the collected data is analyzed to draw meaningful conclusions and how these findings are communicated to the relevant stakeholders. The importance of clear and concise reporting is stressed, as well as the need to provide context and support for the conclusions drawn.


Finally, the document concludes with a summary of the key findings and a list of recommendations for future research. It suggests areas where further investigation is needed and provides practical advice on how to improve the data collection and analysis process. The overall goal is to provide a comprehensive overview of the research methodology and its application in a real-world context.





















































































































































The first part of the document discusses the importance of maintaining accurate records of all transactions. It emphasizes that every entry, no matter how small, should be recorded to ensure the integrity of the financial statements. This includes not only sales and purchases but also expenses, income, and transfers between accounts.

The second part of the document provides a detailed breakdown of the accounting cycle. It outlines the ten steps involved in the process, from identifying the accounting entity to preparing financial statements. Each step is explained in detail, with examples provided to illustrate the concepts.

The third part of the document focuses on the classification of accounts. It discusses the different types of accounts, such as assets, liabilities, equity, revenue, and expense accounts, and how they are used to record and summarize business transactions.

The fourth part of the document covers the process of journalizing and posting. It explains how transactions are recorded in the journal and then posted to the ledger accounts. This process is essential for maintaining the double-entry system and ensuring that the books are balanced.

The fifth part of the document discusses the preparation of financial statements. It outlines the steps involved in calculating the net income, preparing the balance sheet, and the income statement. It also provides examples of how these statements are prepared and presented.


The sixth part of the document covers the closing process. It explains how the temporary accounts (revenue, expense, and dividend accounts) are closed to the permanent accounts (assets, liabilities, and equity accounts) at the end of the accounting period. This process is necessary to reset the temporary accounts for the next period.


The seventh part of the document discusses the importance of adjusting entries. It explains how these entries are used to record accruals, deferrals, and other adjustments that are necessary to ensure that the financial statements are accurate and reflect the true financial position of the business.


The eighth part of the document covers the process of reconciling the bank statement. It explains how the bank statement is compared to the company's records to identify any discrepancies and correct them. This process is essential for ensuring that the cash balance is accurate.


The ninth part of the document discusses the importance of internal controls. It outlines the various measures that can be taken to prevent and detect errors and fraud, such as segregation of duties, authorization, and regular audits.


The tenth part of the document covers the final steps of the accounting process, including the preparation of the final financial statements and the closing of the books. It emphasizes the importance of accuracy and transparency in all aspects of the process.


























































The first part of the document discusses the importance of maintaining accurate records of all transactions. It emphasizes that every entry, no matter how small, should be recorded to ensure the integrity of the financial statements. This includes not only sales and purchases but also expenses, income, and transfers between accounts.

The second part of the document provides a detailed breakdown of the accounting cycle. It outlines the ten steps involved in the process, from identifying the accounting entity to preparing financial statements. Each step is explained in detail, with examples provided to illustrate the concepts.

The third part of the document discusses the various types of accounts used in accounting. It distinguishes between assets, liabilities, equity, revenue, and expense accounts, and explains how they are classified and balanced. It also covers the concept of debits and credits, which are essential for recording transactions.

The fourth part of the document focuses on the journalizing process. It explains how to analyze a transaction, determine the accounts affected, and record the entry in the journal. It provides a step-by-step guide to ensure accuracy and consistency in the recording process.

The fifth part of the document discusses the posting process. It explains how to transfer the debits and credits from the journal to the ledger accounts. It emphasizes the importance of double-checking the entries to ensure that the debits equal the credits.


The sixth part of the document covers the preparation of financial statements. It explains how to calculate the ending balances for each account and how to use these balances to prepare the balance sheet, income statement, and statement of owner's equity.


The seventh part of the document discusses the closing process. It explains how to close the temporary accounts (revenue, expense, and owner's drawing) to the permanent accounts (assets, liabilities, and equity). It provides a step-by-step guide to ensure that the books are closed properly.


The eighth part of the document covers the reversing entries. It explains how to reverse certain entries at the beginning of the next period to correct errors or to record accruals. It provides examples of reversing entries and explains their purpose.


The ninth part of the document discusses the importance of adjusting entries. It explains how to record entries that are necessary to ensure that the financial statements are accurate and up-to-date. It provides a list of common adjusting entries and explains how to prepare them.


The tenth part of the document covers the final steps of the accounting cycle. It explains how to prepare the financial statements and how to close the books for the period. It emphasizes the importance of reviewing the work to ensure accuracy and completeness.
























































































































































































































































































































































































[The following text is completely obscured by a large black redaction box.]

Appendix 15-5: Letter of support from [REDACTED]

