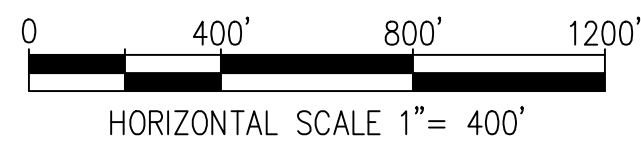


THIS DRAWING WAS PREPARED BY POWER ENGINEERS, INC. FOR A SPECIFIC PROJECT, TAKING INTO CONSIDERATION THE SPECIFIC AND UNIQUE REQUIREMENTS OF THE PROJECT. REUSE OF THIS DRAWING OR ANY INFORMATION CONTAINED IN THIS DRAWING FOR ANY PURPOSE IS PROHIBITED UNLESS WRITTEN PERMISSION FROM BOTH POWER AND POWER'S CLIENT IS GRANTED.




Know what's below.  
Call before you dig.



REV	REVISIONS	DATE	DRN	DSGN	CKD	APPD	REFERENCE DRAWINGS
B	ISSUED FOR REVIEW	08/11/2021	BWF	STE	TBB		
A	ISSUED FOR REVIEW	08/06/2021	BWF	STE	TBB		

DSGN	STE	08/06/2021
DRN	BWF	08/06/2021
CKD	TBB	08/06/2021
SCALE: 1" = 400'		
FOR 22x34 DWG ONLY		



LARRABEE  
UNDERGROUND TRANSMISSION LINE  
AERIAL PLAN VIEW

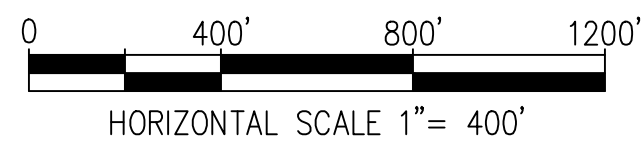
JOB NUMBER	165769	REV	B
DRAWING NUMBER	P0-1		

165769 Plan View Larrabee.dwg

THIS DRAWING WAS PREPARED BY POWER ENGINEERS, INC. FOR A SPECIFIC PROJECT, TAKING INTO CONSIDERATION THE SPECIFIC AND UNIQUE REQUIREMENTS OF THE PROJECT. REUSE OF THIS DRAWING OR ANY INFORMATION CONTAINED IN THIS DRAWING FOR ANY PURPOSE IS PROHIBITED UNLESS WRITTEN PERMISSION FROM BOTH POWER AND POWER'S CLIENT IS GRANTED.



Know what's below.  
Call before you dig.




REV	REVISIONS	DATE	DRN	DSGN	CKD	APPD	REFERENCE DRAWINGS
B	ISSUED FOR REVIEW	08/11/2021	BWF	STE	TBB		
A	ISSUED FOR REVIEW	08/06/2021	BWF	STE	TBB		

DSGN	STE	08/06/2021
DRN	BWF	08/06/2021
CKD	TBB	08/06/2021

SCALE: 1" = 400'

FOR 22x34 DWG ONLY



LARRABEE  
UNDERGROUND TRANSMISSION LINE  
AERIAL PLAN VIEW

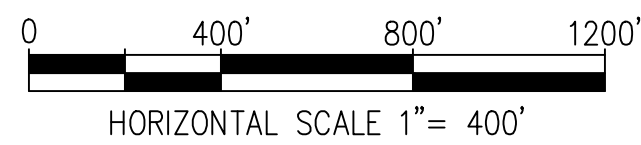
JOB NUMBER	REV
165769	B
DRAWING NUMBER	
P0-2	

165769 Plan View Larrabee.dwg

THIS DRAWING WAS PREPARED BY POWER ENGINEERS, INC. FOR A SPECIFIC PROJECT, TAKING INTO CONSIDERATION THE SPECIFIC AND UNIQUE REQUIREMENTS OF THE PROJECT. REUSE OF THIS DRAWING OR ANY INFORMATION CONTAINED IN THIS DRAWING FOR ANY PURPOSE IS PROHIBITED UNLESS WRITTEN PERMISSION FROM BOTH POWER AND POWER'S CLIENT IS GRANTED.




Know what's below.  
Call before you dig.



REV	REVISIONS	DATE	DRN	DSGN	CKD	APPD	REFERENCE DRAWINGS
B	ISSUED FOR REVIEW	08/11/2021	BWF	STE	TBB		
A	ISSUED FOR REVIEW	08/06/2021	BWF	STE	TBB		

DSGN	STE	08/06/2021
DRN	BWF	08/06/2021
CKD	TBB	08/06/2021
SCALE: 1" = 400'		
FOR 22x34 DWG ONLY		



LARRABEE  
UNDERGROUND TRANSMISSION LINE  
AERIAL PLAN VIEW


JOB NUMBER	165769	REV	B
DRAWING NUMBER	P0-3		

165769 DC Trench Details

THIS DRAWING WAS PREPARED BY POWER ENGINEERS, INC. FOR A SPECIFIC PROJECT, TAKING INTO CONSIDERATION THE SPECIFIC AND UNIQUE REQUIREMENTS OF THE PROJECT. REUSE OF THIS DRAWING OR ANY INFORMATION CONTAINED IN THIS DRAWING FOR ANY PURPOSE IS PROHIBITED UNLESS WRITTEN PERMISSION FROM BOTH POWER AND POWER'S CLIENT IS GRANTED.

REV	REVISIONS	DATE	DRN	DSGN	CKD	APPD	REFERENCE DRAWINGS
B	ISSUED FOR REVIEW	08/11/2021	BWF	STE	TBB		
A	ISSUED FOR REVIEW	08/06/2021	BWF	STE	TBB		

DSGN	STE	08/06/2021
DRN	BWF	08/06/2021
CKD	TBB	08/06/2021
SCALE:		N.T.S.
FOR 22x34 DWG ONLY		



LARRABEE UNDERGROUND TRANSMISSION LINE
DC TRENCH DETAILS

JOB NUMBER	165769	REV	
DRAWING NUMBER	U1-1		

165769 Vault De

THIS DRAWING WAS PREPARED BY POWER ENGINEERS, INC. FOR A SPECIFIC PROJECT, TAKING INTO CONSIDERATION THE SPECIFIC AND UNIQUE REQUIREMENTS OF THE PROJECT. REUSE OF THIS DRAWING OR ANY INFORMATION CONTAINED IN THIS DRAWING FOR ANY PURPOSE IS PROHIBITED UNLESS WRITTEN PERMISSION FROM BOTH POWER AND POWER'S CLIENT IS GRANTED.

REV	REVISIONS	DATE	DRN	DSGN	CKD	APPD	REFERENCE DRAWINGS
B	ISSUED FOR REVIEW	08/11/2021	BWF	STE	TBB		
A	ISSUED FOR REVIEW	08/06/2021	BWF	STE	TBB		

DSGN	STE	08/06/2021
DRN	BWF	08/06/2021
CKD	TBB	08/06/2021
SCALE:		N.T.S.
FOR 22x34 DWG ONLY		



LARRABEE UNDERGROUND TRANSMISSION LINE
SPLICE VAULT DETAIL

JOB NUMBER	165769	REV	△ B
DRAWING NUMBER		U2-1	