



520 Green Lane
Union, NJ 07083

T: (908) 662-8448
F: (908) 662-8496

dfranco@sjindustries.com

Deborah M. Franco, Esq.
VP/Rates, Regulatory & Sustainability

January 25, 2022

Aida Camacho-Welch, Secretary
New Jersey Board of Public Utilities
44 South Clinton Avenue, 9th Floor
P.O. Box 350
Trenton, NJ 08625-0350

**Re: In the Matter of the New Jersey Board of Public Utilities Response to the
COVID-19 Pandemic
Docket No. AO20060471**

Dear Secretary Camacho-Welch:

Pursuant to the Board's Order dated July 2, 2020 in the above-referenced matter, enclosed please find Elizabethtown Gas Company's Quarterly Report for period ending December, 2021. The Company reserves its rights to adjust the cost/savings categories in the future to address evolving pandemic conditions as they arise.

Due to the pandemic, and in accordance with the New Jersey Board of Public Utilities ("BPU") March 19, 2020 and May 20, 2020 Orders issued in BPU Docket No. EO20030254, hard copies are not being provided at this time, but can be provided at a later time, if needed.

Should you have any questions, please feel free to contact me directly.

Respectfully yours,

A handwritten signature in black ink that reads "Deborah M. Franco".

Deborah M. Franco

DMF:/adh

Enclosure

cc: Brian Lipman, Esq.
Stacy Peterson
Paul Lupo
Bob Brabston
Stefanie Brand
Deborah M. Franco
John Houseman

**STATE OF NEW JERSEY
BOARD OF PUBLIC UTILITIES**

**I/M/O New Jersey Board of Public Utilities
Response to the COVID-19 Pandemic**


:
:
:
:
:
:
:

BPU Docket No. AO20060471

**VERIFICATION
JOHN HOUSEMAN**


John Houseman, upon his oath, deposes and says:

1. I am of full age. I am Director, Accounting, of South Jersey Industries (“SJI”). SJI is the parent company of Elizabethtown Gas Company (“ETG”), a regulatory public utility in the State of New Jersey (SJI and ETG collectively referred to hereafter as the “Company”).
2. I offer this verification in support of the Company’s compliance with the New Jersey Board of Public Utilities’ COVID-19 Pandemic Order in BPU Docket No. AO16030196 (the “Order”).
3. The Company has met the requirements contained in the Order as of December 31, 2021.




John Houseman
Director

Sworn to and subscribed
before me this 21st day of
January 2022.



Notary Public
CAROLYN A. JACOBS
NOTARY PUBLIC OF NEW JERSEY
My Commission Expires October 28, 2023



Jan-21	Feb-21	Mar-21	Apr-21	May-21	Jun-21	Jul-21	Aug-21	Sep-21	Oct-21	Nov-21	Dec-21
93,352	820,384	1,061,492	2,218,442	2,104,213	723,169	(322,024)	(413,441)	(334,008)	(675,492)	(1,190,788)	(297,195)
287	90			1,062	243		15			215	45
2,154	620	(26)									
4,212	830	17,168	3,805	96,018	1,750	4,810	38,577	56,895	2,271	146	1,923
25,775	4,552	20,697	12,501	8,876	26,229	2,308		74,603	43,114	7,358	21,305
125,780	826,476	1,099,332	2,234,749	2,210,170	751,391	(314,906)	(374,849)	(202,510)	(630,107)	(1,183,069)	(273,921)
11,247	14,796	8,535	6,317	8,143	30,020	4,038	3,757	15,535		16,891	7,958
11,247	14,796	8,535	6,317	8,143	30,020	4,038	3,757	15,535	0	16,891	7,958
114,533	811,680	1,090,796	2,228,432	2,202,027	721,371	(318,944)	(378,606)	(218,045)	(630,107)	(1,199,960)	(281,880)
184	1,305	1,754	3,510	2,606	824	(364)	(433)	(249)	(719)	(1,370)	(322)
9,528	9,728	11,051	12,560	12,093	14,208	15,050	14,702	14,275	14,042	13,338	11,982
9,712	11,033	12,806	16,070	14,699	15,032	14,685	14,269	14,026	13,323	11,968	11,660
1.93%	1.93%	1.93%	1.89%	1.42%	1.37%	1.37%	1.37%	1.37%	1.37%	1.37%	1.37%
\$124,246	\$822,714	\$1,103,602	\$2,244,502	\$2,216,725	\$736,403	(\$304,259)	(\$364,337)	(\$204,019)	(\$616,784)	(\$1,187,992)	(\$270,219)
\$6,048,523	\$6,871,236	\$7,974,838	\$10,219,340	\$12,436,065	\$13,172,469	\$12,868,210	\$12,503,874	\$12,299,855	\$11,683,071	\$10,495,079	\$10,224,860

; in the future to address evolving pandemic conditions as they arise.

Elizabethtown Gas Company
AR Reserve Analysis - 2017 - 2021
Uncollectible History

	Jan-17	Feb-17	Mar-17	Apr-17	May-17	Jun-17	Jul-17	Aug-17	Sep-17	Oct-17	Nov-17	Dec-17	Jan-18	Feb-18	Mar-18
Monthly Expense per G/L	465,861	370,910	378,661	190,305	127,833	100,672	93,447	96,020	98,145	122,300	218,316	67,276	523,564	462,014	935,526
LESS: commission recoded to provision account	11,419	12,100	8,226	10,199	15,033	7,897	466	8,754	11,794	6,705	16,116	13,829	20,376	6,935	7,291
Revised monthly expenses	454,442.14	358,809.73	370,435.39	180,105.89	112,799.45	92,774.73	92,980.64	87,265.58	86,351.13	115,595.04	202,200.22	53,447.28	503,187.70	455,078.39	928,235.12

3 Year Average Expense

COVID Impact

Elizabethtown Gas Company
AR Reserve Analysis - 2017 - 2021
Uncollectible History

	Apr-18	May-18	Jun-18	Jul-18	Aug-18	Sep-18	Oct-18	Nov-18	Dec-18	Jan-19	Feb-19	Mar-19	Apr-19	May-19	Jun-19
Monthly Expense per G/L	226,492	106,438	62,666	87,400	82,385	77,709	133,976	310,638	(688,280)	468,883	392,045	980,550	411,793	141,535	105,474
LESS: commission recoded to provision account	10,134	11,480	11,390	11,824	13,538	16,039	11,391	23,574	14,818	7,793	10,136	8,945	13,968	11,048	11,022
Revised monthly expenses	216,358.22	94,957.85	51,275.53	75,576.23	68,846.90	61,670.50	122,584.59	287,063.70	(703,097.76)	461,089.93	381,908.70	971,604.68	397,825.19	130,487.47	94,452.54

3 Year Average Expense

COVID Impact

Elizabethtown Gas Company
AR Reserve Analysis - 2017 - 2021
Uncollectible History

	Jul-19	Aug-19	Sep-19	Oct-19	Nov-19	Dec-19	Jan-20	Feb-20	Mar-20	Apr-20	May-20	Jun-20	Jul-20	Aug-20	Sep-20
Monthly Expense per G/L	100,113	100,935	105,169	164,777	414,787	(194,499)	529,871	452,361	1,919,222	2,139,102	3,442,295	2,314,990	781,994	688,420	(534,322)
LESS: commission recoded to provision account	7,540	5,930	9,081	7,735	17,343	27,415									
Revised monthly expenses	92,573.06	95,005.16	96,088.42	157,041.79	397,444.11	(221,913.60)									
3 Year Average Expense									206,182	206,182	206,182	206,182	206,182	206,182	206,182
COVID Impact									1,713,040	1,932,920	3,236,113	2,108,808	575,812	482,238	(740,504)

Elizabethtown Gas Company
AR Reserve Analysis - 2017 - 2021
Uncollectible History

	Oct-20	Nov-20	Dec-20	Jan-21	Feb-21	Mar-21	Apr-21	May-21	Jun-21	Jul-21	Aug-21	Sep-21	Oct-21	Nov-21	Dec-21
Monthly Expense per G/L LESS: commission recoded to provision account Revised monthly expenses	(1,221,482)	(1,211,655)	(43,999)	299,534	1,026,566	1,267,674	2,424,624	2,310,395	929,351	(115,842)	(207,259)	(127,826)	(469,310)	(984,606)	(91,013)
3 Year Average Expense	206,182	206,182	206,182	206,182	206,182	206,182	206,182	206,182	206,182	206,182	206,182	206,182	206,182	206,182	206,182
COVID Impact	(1,427,664)	(1,417,837)	(250,181)	93,352	820,384	1,061,492	2,218,442	2,104,213	723,169	(322,024)	(413,441)	(334,008)	(675,492)	(1,190,788)	(297,195)

Elizabethtown Gas Company
AR Reserve Analysis - 2017 - 2021
Uncollectible History

Total

Monthly Expense per G/L	15,612,475
LESS: commission recoded to provision account	
Revised monthly expenses	
3 Year Average Expense	<u>4,123,640</u>

COVID Impact