



STATE OF NEW JERSEY
Board of Public Utilities
44 South Clinton Avenue, 9th Floor
Post Office Box 350
Trenton, New Jersey 08625-0350
www.nj.gov/bpu/

WATER

IN THE MATTER OF THE PETITION OF AQUA NEW)	ORDER ADOPTING INITIAL
JERSEY, INC. FOR APPROVAL OF AN INCREASE IN)	DECISION/STIPULATION
RATES FOR WATER SERVICE AND OTHER TARIFF)	
CHANGES)	DOCKET NO. WR14010019
)	OAL DOCKET NO. PUC 01147-14

Parties of Record:

Stephen B. Genzer, Esq., on behalf of Aqua New Jersey, Inc., Petitioner
Stefanie A. Brand, Esq., Director, Division of Rate Counsel

BY THE BOARD:

On January 16, 2014, pursuant to N.J.S.A. 48:2-21, N.J.A.C. 14:1-5.12, and N.J.A.C. 14:9-10.1 et seq. and N.J.A.C. 14:9-7.1 et seq., Aqua New Jersey, Inc. ("Aqua", "Company" or "Petitioner"), a public utility of the State of New Jersey subject to the jurisdiction of the Board of Public Utilities ("Board") filed a petition seeking to increase its rates for water service amounting to approximately \$3,899,012 or 11.16% above annual revenues of \$34,929,015. The increase in rates was proposed to become effective on February 21, 2014¹. The Petitioner did not seek interim rate relief pending final determination on the petition. The Company also requested to use this base rate proceeding as the opportunity to update its existing Distribution System Improvement Charge ("DSIC") foundational filing; to authorize acquisition adjustments and the recovery of certain costs associated with the Company's acquisition of a small water system; to mitigate the impact of charges for public fire service; to make the baseline findings necessary to implement a Purchased Water Adjustment Clause ("PWAC"); and to revise the Company's tariffs to reflect the above requests.

According to the petition, the rate increase was driven by several factors including, but not limited to, continuing increases in operating expenses and the significant capital expenditures required for the Company to continue to provide safe, adequate and proper service and to comply with state and federal regulations. The additional revenues being requested are to enable the Petitioner to maintain a satisfactory credit position, preserve its financial integrity,

¹ On January 23, 2014, the Company filed a letter with the Board stating that it will not implement rates on an interim basis prior to the effective date of the Board's suspension Order resulting from the February 19, 2014, agenda meeting.

permit proper maintenance and improvement of the utility plant required to furnish safe, adequate and proper service, encourage continued good management and provide an incentive for efficiency, prevent confiscation or diminution of its property, and to earn a reasonable return upon the fair value of its property used and useful in the public service.

By this Order, the Board considers the Initial Decision recommending adoption of the Stipulation of Settlement ("Stipulation") executed by the Company, the Division of Rate Counsel ("Rate Counsel") and Board Staff (collectively the "Parties"), agreeing to an overall increase in revenues in the amount of \$1,150,000 representing a 3.27% over pro-forma present rate revenues of \$35,148,449². This increase will result in total Company revenues of \$36,298,449.

BACKGROUND/PROCEDURAL HISTORY

The Company is engaged in the business of collecting, treating and distributing water for retail service to approximately 51,300 customers³. The customers are located in portions of the counties of Warren, Hunterdon, Mercer, Burlington, Monmouth, Camden, Ocean, Sussex and Gloucester Counties.

On January 27, 2014, the Board transmitted the matter to the Office of Administrative Law ("OAL"), and Administrative Law Judge ("ALJ") Elia A. Pelios was assigned to hear the case. On February 19, 2014, the Board entered an Order suspending implementation of the rate increase until June 21, 2014. A telephone Pre-Hearing Conference was convened by ALJ Pelios on April 10, 2014, and a procedural schedule was agreed to by the Parties. On May 21, 2014, the Board entered an Order further suspending the rates until October 21, 2014.

After proper notice, public hearings were held on May 21, 2014, in Hamilton at 2:00 pm and in Phillipsburg at 5:30 pm. A representative of the Township of Lawrence appeared at the hearing in Hamilton, and spoke in opposition to the proposed rate increase. One member of the public appeared at the hearing in Phillipsburg, but did not provide a statement. All comments were transcribed and made a part of the record.

Subsequent to the public hearings and prior to evidentiary hearings in this matter, the Parties engaged in settlement negotiations. As a result of the settlement negotiations, the Parties reached a settlement on all issues and entered into a Stipulation that, among other things, provides for an overall increase of \$1,150,000, representing a 3.27% increase above current operating revenues of \$35,148,449, which will result in total Company revenues of \$36,298,449.

On August 6, 2014, ALJ Pelios issued his Initial Decision recommending adoption of the Stipulation executed by the Parties, finding that the Parties had voluntarily agreed to the Settlement and that the Settlement fully disposes of all issues and was consistent with the law. A copy of the Initial Decision and the Stipulation are attached.

² After reviewing discovery and additional data, the amount of present rate revenues was adjusted to reflect actual v. estimated data.

³ The Company is also engaged in the wastewater collection, treatment and transmission business and currently serves approximately 5,600 wastewater customers. Rates for wastewater service are not the subject of this petition.

DISCUSSIONS AND FINDINGS

Among the provisions of the Stipulation⁴, the Parties recommend a rate base of \$115,090,378, with a test year ending April 30, 2014, adjusted for all known and measurable changes, and that the Company be authorized a return on equity of 9.75% with a cost of debt rate of 5.44%, for an overall rate of return of 7.70%. The overall rate of return is calculated using the Company's current capital structure consisting of 47.53% long term debt and 52.47% common equity ratio. The Parties agree that this revenue requirement should represent a level of revenues necessary to ensure that the Company will continue to provide safe, adequate, and proper water service to its customers.

The Parties acknowledge that the stipulated revenue increase of \$1,150,000 includes a consolidated income tax adjustment. The Parties agree that the attached tariff pages (included as Exhibit A), implementing the terms of this Stipulation, should be adopted by the Board in their entirety (Attached as Exhibit B is a Proof of Revenues for the Company).

The Parties recommend that the Board approve the Company's proposed Foundational Filing⁵ to permit the implementation of a DSIC pursuant to N.J.A.C. 14:9-10.1 et seq. The Signatory Parties further agreed that the DSIC filing will only reflect DSIC-eligible projects commenced and placed into service after the effective date of this Order. As of that date, the prior foundational filing is closed and no additional money can be spent or collected under it.

Based upon the information presented in the petition, as amended, and agreed to by the Parties in the Stipulation, the Board **HEREBY FINDS** that the Company's 2014 overall revenue for DSIC purposes is \$36,298,449. The Board **FURTHER FINDS** that the Petitioner's maximum amount of annual DSIC revenues that may be collected is \$1,814,922 and the annual base spending requirement is \$2,794,240 as calculated in the Revised DSIC Foundational Filing letter dated July 22, 2014. The Board **FURTHER FINDS** that the maximum monthly DSIC surcharge noticed by the Company and included in the Foundational Filing satisfies the requirements of N.J.A.C. 14:9-10.4(b)(3) and represents the maximum monthly DSIC surcharge which Petitioner may charge. As an example, an average residential customer with a 5/8 inch meter will be subjected to a maximum monthly DSIC surcharge of \$2.55.

Regarding the Foundational Filing approved by the Board through this Order, the Board **HEREBY ORDERS** that in accordance with N.J.A.C. 14:9-10.5(b) Petitioner shall make DSIC filings on a semi-annual basis, commencing approximately six months after the effective date of the Foundational Filing. Petitioner must submit its semi-annual DSIC filing within 15 days of the end of the DSIC recovery period. DSIC filings shall be reviewed by Board Staff and the Division of Rate Counsel. Petitioner may recover the interim surcharge associated with the DSIC-eligible projects closed during the DSIC recovery period not objected to by Board Staff or the Division of Rate Counsel beginning 60 days after the end of the DSIC recovery period, subject to refund at the Board's discretion. It is **FURTHER ORDERED** that Petitioner must comply with the base spending requirements set forth in this Order. Failure to comply with the base spending requirements will result in a reduction and refund, where appropriate, of the DSIC

⁴ Although described in this Order at some length, should there be any conflict between this summary and the Stipulation, the terms of the Stipulation control, subject to the findings and conclusions in this Order.

⁵ The Company's new Foundational Filing was filed in this docket on March 17, 2014, and revised by letters dated July 22, 2014 and July 30, 2014.

surcharge. Petitioner's DSIC surcharge is interim and subject to refund, and shall not exceed the maximum DSIC rate set forth in this Order.

The Board **FURTHER ORDERS** that, in accordance with N.J.A.C. 14:9-10.4(e), if within three years after the effective date of this Order Petitioner has not filed a petition in accordance with the Board's rules for the setting of its base rates, all interim charges collected under the DSIC shall be deemed an over-recovery and shall be credited to customers in accordance with the Board's rules.

The Parties recommend that the Board approve the accounting and ratemaking treatment of the acquisition adjustment associated with the Company's purchase of the Tranquility Springs Water Company as proposed on Exhibit P-26, Sheet 7 (Revised).

The Parties recommend that the Board approve the Company's request to identify the baseline data required to implement a PWAC pursuant to N.J.A.C. 14:9-7.1 et seq. (that baseline data is contained in Exhibit D).

Pursuant to the Stipulation, the water service customer revenue rate impacts are as follows:

- The average bill for an Aqua, general metered residential customer⁶ with a 5/8" meter using 5,000 gallons of water a month (i.e. 60,000 gallons per year) will increase by \$1.18 per month, from \$39.64 (inclusive of the DSIC rate) to \$40.82 (\$475.68 per year to \$489.84 per year) or an increase of approximately 2.98%.
- The average bill for a customer on the former Aqua Lawrenceville metered rate being moved to the general metered rate with a 5/8" meter using 5,000 gallons of water a month (i.e. 60,000 gallons per year) will increase by \$2.96 per month, from \$37.86 (inclusive of the DSIC rate) to \$40.82 (\$454.32 per year to \$489.84 per year) or an increase of approximately 7.82%.
- The average bill for a customer on the former Aqua Vernon metered rate being moved to the general metered rate with a 5/8" meter using 5,000 gallons of water a month (i.e. 60,000 gallons per year) will increase by \$4.89 per month, from \$35.93 (inclusive of the DSIC rate) to \$40.82 (\$454.32 per year to \$489.84 per year) or an increase of approximately 13.61%.
- The average bills for a Walkkill general metered residential customer with a 5/8" meter using 5,000 gallons of water per month (i.e. 60,000 gallons per year) will increase by \$5.40 per month, from \$20.60 (inclusive of the DSIC rate) to \$26.00 (\$247.20 per year to \$312.00 per year) or an increase of approximately 26.20%.
- The average bills for an Aqua New Jersey, Tranquility Springs metered residential customer with a 5/8" meter using 5,000 gallons of water per month (i.e. 60,000 gallons per year) will decrease by (\$2.04) per month, from \$49.54 (inclusive of the DSIC rate) to \$47.50 (\$594.48 per year to \$570.00 per year) or a decrease of approximately 4.12%.

⁶ Through this proceeding the Lawrenceville General Metered and Vernon General Metered rates were set consistent with and made part of the general metered rate. As such, consistent with Aqua's newly filed proposed Tariff, Rate Schedule 1, Lawrenceville and Vernon customers are now covered by the general metered residential customer rate.

The rate remains unchanged, the decrease is fully attributed to the DSIC being rolled into base rates and the DSIC charges being reset back to zero.

The Board is mindful of the impact any rate increase has on its customers. However, having reviewed the record in this matter, including ALJ Pelios' Initial Decision and the Stipulation, the Board **FINDS** that the Parties have voluntarily agreed to the Stipulation, and that the Stipulation fully disposes of all issues in this proceeding and is consistent with the law. In reaching this decision, the Board must balance the needs of the ratepayer to receive safe, adequate and proper service at reasonable rates, while allowing the utility the opportunity to earn a fair rate of return. See FPC v. Hope Natural Gas, 320 U.S. 591 (1944); N.J.S.A. 48:2-21 and N.J.S.A. 48:3-1. Therefore, the Board **FINDS** the Initial Decision, which adopts the Stipulation to be reasonable, in the public interest, and in accordance with the law. Therefore, the Board **HEREBY ADOPTS** the Initial Decision and the Stipulation, attached hereto, including all attachments and schedules, as its own, incorporating by reference the terms and conditions of the Stipulation, as if they were fully set forth at length herein, subject to the following:

- a. The tariff sheets attached to the Stipulation containing rates and charges conforming to the Stipulation and designed to produce the additional revenues to which the Parties have stipulated herein are **HEREBY ACCEPTED**; and
- b. The stipulated increase and the tariff design allocations for each customer classification are **HEREBY ACCEPTED**.
- c. The Board **HEREBY APPROVES** the accounting and ratemaking treatment of the acquisition adjustment associated with the Company's purchase of the Tranquility Springs Water Company.
- d. The Board **HEREBY APPROVES** the Company's request to identify the baseline data required to implement a Purchased Water Adjustment Clause pursuant to N.J.A.C. 14:9-7.1 et seq.
- e. Effective as of the August 30, 2014 rate effective date, the Company's October 23, 2012 DSIC Foundational Filing is hereby concluded and no additional DSIC filings or DSIC rates may be made or implemented pursuant thereto.


Based upon the forgoing, the Board **HEREBY APPROVES** an overall increase in revenues in the amount of \$1,150,000 representing a 3.27% increase over current operating revenues, which results in total Company revenues of \$36,298,449. The Board **FURTHER APPROVES** the Company's Foundational Filing and **ORDERS** that the Company may implement a Distribution System Improvement Charge, subject to this Order, Petitioner's ongoing compliance with the DSIC regulations, as well as conformity to the base spending requirements and semi-annual true-up submissions.


The Board **HEREBY DIRECTS** the Company to submit complete revised tariffs conforming to the terms and conditions of the Stipulation and this Order with ten (10) days from the date of this Order.

This Order shall be effective on August 30, 2014.

DATED: 8/20/14


BOARD OF PUBLIC UTILITIES
BY:


DIANNE SOLOMON
PRESIDENT



JEANNE M. FOX
COMMISSIONER


JOSEPH L. FIORDALISO
COMMISSIONER


MARY-ANNA HOLDEN
COMMISSIONER

ATTEST:

KRISTI IZZO
SECRETARY

I HEREBY CERTIFY that the within
document is a true copy of the original
in the files of the Board of Public
Utilities



IN THE MATTER OF THE PETITION OF AQUA NEW JERSEY, INC. FOR APPROVAL OF AN
INCREASE IN RATES FOR WATER SERVICE AND OTHER TARIFF CHANGES
BPU Docket No. WR14010019
OAL Docket No. PUC 01147-14

SERVICE LIST

Stephen B. Genzer, Esq.
Saul Ewing LLP
One Riverfront Plaza, Suite 1520
Newark, NJ 07102

Stefanie A. Brand, Esq., Director
Division of Rate Counsel
140 East Front Street, 4th Floor
Post Office Box 003
Trenton, NJ 08625-0003

Debra Robinson, Esq.
Division of Rate Counsel
140 East Front Street, 4th Floor
Post Office Box 003
Trenton, NJ 08625-0003

Christine Juarez, Esq.
Division of Rate Counsel
140 East Front Street, 4th Floor
Post Office Box 003
Trenton, NJ 08625-0003

Geoffrey Gersten, DAG
Department of Law and Public Safety
Division of Law
124 Halsey Street
Post Office Box 45029
Newark, NJ 07101-45029

Alex Moreau, DAG
Department of Law and Public Safety
Division of Law
124 Halsey Street
Post Office Box 45029
Newark, NJ 07101-45029

David Wand, DAG
Department of Law and Public Safety
Division of Law
124 Halsey Street
Post Office Box 45029
Newark, NJ 07101-45029

Maria L. Moran, Director
Division of Water
Board of Public Utilities
44 South Clinton Avenue, 9th Floor
Post Office Box 350
Trenton, NJ 08625-0350

Michael Kammer, Bureau Chief
Division of Water
Board of Public Utilities
44 South Clinton Avenue, 9th Floor
Post Office Box 350
Trenton, NJ 08625-0350

Mona Mosser, Bureau Chief
Division of Water
Board of Public Utilities
44 South Clinton Avenue, 9th Floor
Post Office Box 350
Trenton, NJ 08625-0350

Matthew Koczur, Administrative Analyst II
Division of Water
Board of Public Utilities
44 South Clinton Avenue, 9th Floor
Post Office Box 350
Trenton, NJ 08625-0350

Ed Hiott, Senior Utility Management Analyst
Division of Water
Board of Public Utilities
44 South Clinton Avenue, 9th Floor
Post Office Box 350
Trenton, NJ 08625-0350

Rupal Patel, Principal Engineer
Division of Water
Board of Public Utilities
44 South Clinton Avenue, 9th Floor
Post Office Box 350
Trenton, NJ 08625-0350



REC'D

2014 AUG 12 PM 1 51

State of New Jersey
OFFICE OF ADMINISTRATIVE LAW

NJ BPU
CASE MANAGEMENT

INITIAL DECISION

SETTLEMENT

OAL DKT. NO. PUC 01147-14

AGENCY DKT. NO. WR14010019

**PETITION OF AQUA NEW JERSEY,
INC. FOR APPROVAL OF AN INCREASE
IN RATES FOR WATER SERVICE AND
OTHER TARIFF CHANGES.**

Stephen B. Genzer, Esq., for petitioner Aqua New Jersey, INC. (Saul Ewing, LLP, attorneys)

David Wand, Deputy Attorney General, for respondent New Jersey Board of Public Utilities (John J. Hoffman, Acting Attorney General of New Jersey, attorney)

Geoffrey Gersten, Deputy Attorney General, for respondent New Jersey Board of Public Utilities (John J. Hoffman, Acting Attorney General of New Jersey, attorney)

Stefanie A. Brand, Director, for respondent New Jersey Division of Rate Counsel pursuant N.J.A.C. 1:1-5.4(a)2

Record Closed: August 4, 2014

Decided: August 6, 2014

BEFORE **ELIA A. PELIOS**, ALJ:

This proceeding involves a petition by Aqua New Jersey, Inc., for approval of a increase in rates for water service and other tariff changes. The petition was transmitted to the Office of Administrative Law on January 29, 2014, for determination as a contested case. Duly noticed public hearings were held in Hamilton, New Jersey, and Phillipsburg, New Jersey on May 21, 2014. A representative of the Township of Lawrence appeared at the hearing in Hamilton and spoke in opposition to the petition. One member of the public appeared at the hearing in Phillipsburg, but did not provide a statement for the record of the proceedings.

The parties filed on August 1, 2014, a Stipulation of Settlement (J-1) which resolves all issues in this proceeding. Said Stipulation of Settlement has been signed by all parties, indicates the terms of settlement, and is attached and fully incorporated herein.

I have reviewed the terms of settlement and I **FIND:**

1. The parties have voluntarily agreed to the settlement as evidenced by their signatures or their representatives' signatures on the attached document.
2. The settlement fully disposes of all issues in controversy between the parties and is consistent with the law.

I **CONCLUDE** that this agreement meets the requirements of N.J.A.C. 1:1-19.1 and that the settlement should be approved. I approve the settlement and therefore **ORDER** that the parties comply with the settlement terms and that these proceedings be concluded.


I hereby **FILE** my initial decision with the **BOARD OF PUBLIC UTILITIES** for consideration.

This recommended decision may be adopted, modified or rejected by the **BOARD OF PUBLIC UTILITIES**, which by law is authorized to make a final decision in

this matter. If the Board of Public Utilities does not adopt, modify or reject this decision within forty-five days and unless such time limit is otherwise extended, this recommended decision shall become a final decision in accordance with N.J.S.A. 52:14B-10.

August 6, 2014

DATE



ELIA A. PELIOS, ALJ

Date Received at Agency:

Date Mailed to Parties:

/mel

August 8, 2014

**STATE OF NEW JERSEY
BOARD OF PUBLIC UTILITIES**

PETITION OF AQUA NEW JERSEY, INC.	:	BPU DOCKET NO. WR14010019
FOR APPROVAL OF AN INCREASE IN	:	OAL DKT. NO. PUC-01147-14
RATES FOR WATER SERVICE AND	:	
OTHER TARIFF CHANGES	:	STIPULATION OF SETTLEMENT

APPEARANCES:

Stephen B. Genzer, Esq., and Colleen A. Foley, Esq., Saul Ewing LLP, on behalf of Aqua New Jersey, Inc., Petitioner

Alex Moreau, Deputy Attorney General and T. David Wand, Deputy Attorney General (John J. Hoffman, Acting Attorney General of New Jersey), on behalf of the Staff of the Board of Public Utilities

Debra F. Robinson, Esq., Deputy Rate Counsel, and Christine M. Juarez, Esq., Assistant Deputy Rate Counsel, on behalf of the Division of Rate Counsel (Stefanie A. Brand, Director)

TO THE HONORABLE BOARD OF PUBLIC UTILITIES:

The Parties in this proceeding are as follows: Aqua New Jersey, Inc. (the "Company" or "Petitioner"), the Division of Rate Counsel ("Rate Counsel"), and the Staff of the Board of Public Utilities ("Board Staff" or "Staff"). As a result of an analysis of Petitioner's pre-filed testimony and exhibits, extensive discovery, and two public hearings held on May 21, 2014, the Company, Board Staff and Rate Counsel (collectively, the "Signatory Parties") have come to an agreement on the issues in dispute in this matter. The Signatory Parties hereto agree and stipulate as follows:

Procedural History

On January 16, 2014, Petitioner, a public utility corporation of the State of New Jersey, pursuant to N.J.S.A. 48:2-21, N.J.A.C. 14:1-5.12, N.J.A.C. 14:9-7.1 *et seq.* and N.J.A.C.

14:9-10.1 *et seq.*, filed a petition seeking among other things to increase rates for water service and to make other tariff changes. Specifically, the Company requested a rate increase of approximately \$3,899,012 or approximately 11.16% above the adjusted annual level of revenues for the test year ending April 30, 2014.

On January 27, 2014, the Board transmitted the matter to the Office of Administrative Law ("OAL"), and Administrative Law Judge ("ALJ") Elia A. Pelios was assigned to hear the case. On February 19, 2014, the Board entered an Order suspending until June 21, 2014, the implementation of changes Aqua sought to make to its tariffs. A telephone Pre-Hearing Conference was convened by ALJ Pelios on April 10, 2014, and a procedural schedule was agreed to by the Parties. On May 21, 2014, the Board entered an Order further suspending until October 21, 2014, the implementation of changes Aqua sought to make to its tariffs.

Extensive discovery was conducted by the Parties with the Company providing responses to hundreds of data requests. After proper notice, public hearings were held in Hamilton and Phillipsburg on May 21, 2014. A representative of the Township of Lawrence appeared at the hearing in Hamilton, and spoke in opposition to the proposed rate increase. One member of the public appeared at the hearing in Phillipsburg, but did not provide a statement. All comments were transcribed and made a part of the record.

Settlement discussions were held, and the agreements reached during those discussions have resulted in the following stipulation by the Signatory Parties:

1. For the purposes of this proceeding only, the Company's total rate base is agreed to be \$115,090,378 with a test year ending April 30, 2014, adjusted for certain known and measurable changes.

2. The Signatory Parties agree, for the purposes of this proceeding only, to an overall rate of return of 7.70%, which is obtained based on the end of the test year (April 30, 2014) capital structure of 47.53% long term debt with a cost rate of 5.44%, and 52.47% common equity with a cost rate of 9.75%. The use of a 7.70% overall rate of return results in an overall additional revenue requirement of \$1,150,000.

3. The Signatory Parties stipulate that a revenue increase for the Company of \$1,150,000 or approximately 3.27% over present operating revenues of \$35,148,449 is an appropriate result of this matter. The Signatory Parties agree that this revenue requirement should represent a level of revenues necessary to ensure that the Company will continue to provide safe, adequate, and proper water service to its customers. The Signatory Parties agree that the Board should issue a written Order approving this Stipulation so that the revenue recovery and the rates set forth herein shall become effective for service rendered on and after September 1, 2014.

4. The Signatory Parties acknowledge that the stipulated revenue increase of \$1,150,000 includes a consolidated income tax adjustment.

5. The Signatory Parties agree that the attached tariff pages (included as Exhibit A), implementing the terms of this Stipulation, should be adopted by the Board in their entirety. Attached as Exhibit B is a Proof of Revenues for the Company.

6. The Signatory Parties recommend that the Board approve the Company's proposed Foundational Filing¹ to permit the implementation of a Distribution System Improvement Charge ("DSIC") pursuant to N.J.A.C. 14:9-10.1 et. seq. The Signatory Parties further agree that the Company's DSIC filing (pursuant to N.J.A.C. 14:9-10.5) will reflect DSIC-

¹ The Company's new Foundational Filing was filed in this docket on March 17, 2014, and revised by letters dated July 22, 2014 and July 30, 2014.

eligible projects commenced and placed into service after the effective date of the Order of Approval in this docket, and that the Company's maximum annual DSIC Revenue Recovery Requirement amount is \$1,814,922, and its Base Spending Requirement is \$2,794,240 as calculated in the Revised DSIC Foundational Filing dated July 22, 2014. Through this Stipulation and resulting Board Order, the DSIC rate will be reset to zero.

7. The Signatory Parties recommend that the Board approve the accounting and ratemaking treatment of the acquisition adjustment associated with the Company's purchase of the Tranquility Springs Water Company as proposed on Exhibit P-26, Sheet 7 (Revised). (Provided in response to RCR-A-90 and RCR-A-83, and attached hereto as Exhibit C).

8. The Signatory Parties recommend that the Board approve the Company's request to identify the baseline data required to implement a Purchased Water Adjustment Clause ("PWAC") pursuant to N.J.A.C. 14:9-7.1 et seq. That baseline data is contained in Exhibit D.


9. This Stipulation is the product of extensive negotiations by the Signatory Parties, and it is an express condition of the settlement embodied by this Stipulation that it be presented to the Board in its entirety without modification or condition. It is also the intent of the Signatory Parties to this Stipulation that this settlement, once accepted and approved by the Board, shall govern all issues specified and agreed to herein. The Signatory Parties to this Stipulation specifically agree that if adopted in its entirety by the Board, no appeal shall be taken by them from the order adopting same as to those issues upon which the Signatory Parties have stipulated herein. The Signatory Parties agree that the within Stipulation reflects mutual balancing of various issues and positions and is intended to be accepted and approved in its entirety. Each term is vital to this Stipulation as a whole, since the Signatory Parties hereto expressly and jointly state that they would not have signed this Stipulation had any terms been

modified in any way. In the event any particular aspect of this Stipulation is not accepted and approved by the Board, then any Signatory Party hereto materially affected thereby shall not be bound to proceed under this Stipulation. The Signatory Parties further agree that the purpose of this Stipulation is to reach fair and reasonable rates, with any compromises being made in the spirit of reaching an agreement. None of the Signatory Parties shall be prohibited from or prejudiced in arguing a different policy or position before the Board in any other proceeding, as such agreements pertain only to this matter and to no other matter.

10. This Stipulation may be executed in as many counterparts as there are Signatory Parties of this Stipulation, each of which counterparts shall be an original, but all of which shall constitute one and the same instrument.

AQUA NEW JERSEY, INC.

July 31, 2014
Date

By: 
Saul Ewing LLP
Stephen B. Genzer, Esq.
Attorney for Petitioners

JOHN J. HOFFMAN
ACTING ATTORNEY GENERAL OF NEW JERSEY
Attorney for the Staff of the Board of Public Utilities

Date

By: _____
T. David Wand
Deputy Attorney General

STEFANIE A. BRAND, ESQ.
DIRECTOR - RATE COUNSEL

Date

By: _____
Christine M. Juarez, Esq.
Assistant Deputy Rate Counsel

modified in any way. In the event any particular aspect of this Stipulation is not accepted and approved by the Board, then any Signatory Party hereto materially affected thereby shall not be bound to proceed under this Stipulation. The Signatory Parties further agree that the purpose of this Stipulation is to reach fair and reasonable rates, with any compromises being made in the spirit of reaching an agreement. None of the Signatory Parties shall be prohibited from or prejudiced in arguing a different policy or position before the Board in any other proceeding, as such agreements pertain only to this matter and to no other matter.

10. This Stipulation may be executed in as many counterparts as there are Signatory Parties of this Stipulation, each of which counterparts shall be an original, but all of which shall constitute one and the same instrument.

AQUA NEW JERSEY, INC.

Date

By: _____


Saul Ewing LLP
Stephen B. Genzer, Esq.
Attorney for Petitioners

JOHN J. HOFFMAN
ACTING ATTORNEY GENERAL OF NEW JERSEY
Attorney for the Staff of the Board of Public Utilities

8/1/14

Date

By: _____

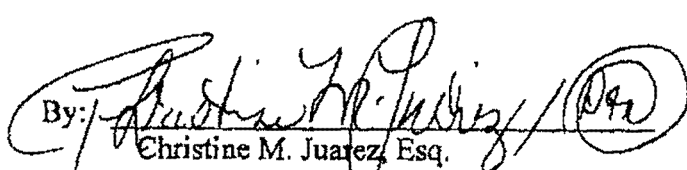

T. David Wand
Deputy Attorney General

STEFANIE A. BRAND, ESQ.
DIRECTOR - RATE COUNSEL

08-01-2014

Date

By: _____


Christine M. Juarez, Esq.
Assistant Deputy Rate Counsel

AQUA NEW JERSEY, INC.
B.P.U. NO. 17 - WATER

EIGHTH REVISED TITLE PAGE
SUPERSEDING SEVENTH REVISED TITLE PAGE

AQUA NEW JERSEY, INC.
TARIFF
FOR
WATER SERVICE
APPLICABLE IN
ALL OR PART OF
WARREN, HUNTERDON, MERCER, BURLINGTON, CAMDEN, OCEAN,
SUSSEX, MONMOUTH, AND GLOUCESTER COUNTIES
NEW JERSEY

Issued: _____

Effective Date: _____

By: Nicholas V. Asselta, President
10 Black Forest Road
Hamilton, NJ 08691

Filed pursuant to decision and order of the Board of Public Utilities dated
_____, in Docket No. WR _____.

AQUA NEW JERSEY, INC.
B.P.U. NO. 17 - WATER

ORIGINAL TITLE REVERSE PAGE

[This page intentionally left blank]

Issued: _____

Effective Date: _____

By: Nicholas V. Asselta, President
10 Black Forest Road
Hamilton, NJ 08691

Filed pursuant to decision and order of the Board of Public Utilities dated
_____, in Docket No. WR _____

TABLE OF CONTENTS

			<u>Sheet No</u>
Territory Served			2
Standard Terms and Conditions			3 - 3G
Rate Schedule as listed below			
<u>Applicable To</u>	<u>For</u>	<u>Schedule</u>	<u>Sheet No</u>
Main Service Area	General Metered Service	1	4
	This page not being used		4A
	This page not being used		4B
	This page not being used		4C
All Territories Served	Distribution System Improvement Charge	1D	4D
Tranquility Springs Service Area	General Metered Service	1E	4E
All except Berkeley	Private Fire Protection	2	5 & 5A
Berkley Service Area	Private Fire Protection	2A	6 & 6A
All Territory Served	Public Fire Protection	4	7 & 7A
	This page is not being used	5	8
	This page is not being used	6	9
All Territory Served	Service Charges	7	10
All Territory Served	Water Sold For Resale Only	8	11
All Territory Served	Economic Development Program		12-15
Non-Treated and Non-Potable Water Service	Liberty Road Well - Lopatcong Township Golf Course	9	16
	This page is not being used	10	17

Issued: _____

Effective Date: _____

By: Nicholas V. Asselta, President
 10 Black Forest Road
 Hamilton, NJ 08691

Filed pursuant to decision and order of the Board of Public Utilities dated
 _____, in Docket No. WR _____.

TERRITORY SERVED

BURLINGTON COUNTY

Chesterfield Township *
North Hanover Township

CAMDEN COUNTY

Blackwood *
Gloucester Township *
Laurel Springs *

GLOUCESTER COUNTY

Woolwich Township

HUNTERDON COUNTY

Bloomsbury Borough *
Califon Borough
Holland Township*
Lebanon Township

MERCER COUNTY

Hamilton Square *
Hamilton Township *
Lawrence Township
Lawrenceville Township
Robbinsville Township *

MONMOUTH COUNTY

Upper Freehold

OCEAN COUNTY

Berkeley Township

SUSSEX COUNTY

Fredon Township
Green Township*
Hardyston Township *
Vernon Township *

WARREN COUNTY

Greenwich Township
Harmony Township
Lopatcong Township
Town of Phillipsburg
Town of Pohatcong

*Partially served

Issued: _____

Effective Date: _____

By: Nicholas V. Asselta, President
10 Black Forest Road
Hamilton, NJ 08691

Filed pursuant to decision and order of the Board of Public Utilities dated
_____, in Docket No. WR _____.

AQUA NEW JERSEY, INC.
B.P.U. NO. 17 - WATER

SEVENTH REVISED SHEET NO. 3
SUPERSEDING SIXTH REVISED SHEET NO. 3

STANDARD TERMS AND CONDITIONS

Service will be governed by the pertinent rules and regulations promulgated by the Board of Public Utilities, and said rules are herein adopted and incorporated by reference.

Issued: _____

Effective Date: _____

By: Nicholas V. Asselta, President
10 Black Forest Road
Hamilton, NJ 08691

Filed pursuant to decision and order of the Board of Public Utilities dated
_____, in Docket No. WR _____.

AN INTRODUCTION TO CUSTOMERS

The approved tariff can be found on the Company's website, www.aquaamerica.com for your review. The Company is responsible to maintain its tariff with any changes approved by the Board of Public Utilities and must, by State Law and regulations, maintain it in exactly the same format as the Company's tariff on file at the Board of Public Utilities, 44 S. Clinton Avenue, Trenton, New Jersey 08625. The Division of Water and Wastewater is on the 7th floor.

If, after you review this tariff and discuss it with appropriate Company employees, you still have questions regarding clarification or interpretations, please contact the Board of Public Utilities, Division of Water and Wastewater, Bureau of Rates and Tariff Design at (609) 341-9188 as well as, 1-800-624-0241.

You have the right to review this tariff at the Company's offices or at the Board's office in Trenton. Your inquiries will be handled by the Board's staff in an expeditious manner in order to protect your rights as well as those of the water and/or sewer company. Please feel free to exercise this right by telephone or by visiting the Board's offices at any time between the hours of 9:00 a.m. to 4:00 p.m., Monday through Friday, or by writing a letter. The letter should contain the writer's name, address and phone number-including the area code. If the writer is a customer of record, the account number should be included.

The Company also has available in its office a leaflet entitled "An Overview of Common Customer Complaints and Customer Rights." This is a summary of the most frequent customer complaints and rights; it does not include all customer rights or utility obligations.

The Board of Public Utilities is responsible for the final interpretation and enforcement of a utility's tariff provisions and rates. The utility is bound by New Jersey statutes and the Board's regulations. If a conflict should exist in the tariff that is detrimental to the customer, the Board's regulations supersede the tariff provision absent specific approval to the contrary by the New Jersey Board of Public Utilities. A utility company may provide for more liberal treatment than that provided for in the Board's regulations.

Issued: _____

Effective Date: _____

By: Nicholas V. Asselta, President
10 Black Forest Road
Hamilton, NJ 08691

Filed pursuant to decision and order of the Board of Public Utilities dated
_____, in Docket No. WR _____.

AN OVERVIEW OF COMMON CUSTOMER COMPLAINTS AND CUSTOMER RIGHTS

- (1) No public utility shall refuse to furnish or supply service to a qualified applicant (Board Order CX86602155).
- (2) The utility shall not place the name of a second individual on the account of a residential customer unless specifically requested by said second individual (N.J.A.C. 14: 3-3.2).

DEPOSITS

- (3) If after notice of the methods of establishing credit and being afforded an opportunity, a customer has not established satisfactory credit, the utility may require a deposit. The deposit amount shall be determined by taking the cost of service for one year, dividing by twelve and multiplying that figure by 2. EX: 12 months total bills = \$763.54 divided by 12 = \$63.63 multiplied by 2 = \$127.26 deposit, or \$127.
- (4) The utility must furnish a receipt to any customer posting a deposit. The deposit will be returned with simple interest at a rate established annually by the Board of Public Utilities. Once the customer has established satisfactory credit with the utility, the deposit shall be returned to the customer with interest due. The customer has the option of receiving the deposit refund either by a check or a credit on the account. If a residential customer's deposit is not returned, the utility shall credit the customer's account with the accrued interest once every twelve months (N.J.A.C. 14:3-3.5).
- (5) Where a water or sewer utility furnishes unmetered service, for which payment is received in advance, it may not require a deposit (N.J.A.C. 14:3-3.4).

DEFERRED PAYMENT AGREEMENTS

- (6) A customer is entitled to at least one deferred payment plan in one year. In the case of a residential customer who receives more than one utility service from the same utility (EX: water and sewer; gas and electric) and the amount which is in arrears is a combination of those services, the utility shall offer a separate deferred payment agreement for each service based on the outstanding balance for that service. The Company MUST re-negotiate the deferred payment agreement should the customer's financial situation change significantly. The Company must also issue a new discontinuance notice each time it

Issued: _____

Effective Date: _____

By: Nicholas V. Asselta, President
10 Black Forest Road
Hamilton, NJ 08691

Filed pursuant to decision and order of the Board of Public Utilities dated
_____, in Docket No. WR _____.

DEFERRED PAYMENT AGREEMENTS (CONTINUED)

intends to shut off service, including defaults on the terms of the agreement. In the case of a residential customer who receives more than one utility service from the same utility and has subsequently entered into an agreement for each separate service, default on one such payment agreement shall constitute grounds for discontinuance of only that service (N.J.A.C. 14:3-7.7).

(7) A water and sewer utility shall not discontinue service because of nonpayment of bills in cases where a charge is in dispute provided the undisputed charges are paid and a request is made to the Board within five (5) days for investigation of the disputed charge. The Company must advise the customer of their right to appeal to the Board of Public Utilities (N.J.A.C. 14:3-7.13(a)).

(8) A customer has at least fifteen (15) days to pay a bill. A water and/or sewer utility may not discontinue water and sewer service unless written notice giving the customer at least ten (10) days notice prior to the proposed discontinuance. The notice shall not be given until after the expiration of the said fifteen (15) day period (N.J.A.C. 14:3-3A.3). The notice shall contain sufficient information for the customer to notify the Board of Public Utilities of the nature of the dispute. The utility shall make a good faith effort to determine which of its residential customers are over 65 years of age, and shall make good faith efforts to notify such customers of discontinuance of service by telephone in addition to notice by regular mail. This effort may consist of an appropriate inquiry set forth on the notice informing customers that they may designate a third party to receive notice of discontinuance. Utilities shall annually notify all residential customers that, upon request, notice of discontinuance of service will be sent to a designated third party as well as to the customer of record (N.J.A.C. 14:3-3A.4).

(9) Public utilities shall not discontinue residential service except between the hours of 8:00 a.m. and 4:00 p.m., Monday through Thursday, unless there is a safety related emergency. There shall be no involuntary termination of service on Fridays, Saturdays, and Sundays or on the day before a holiday or on a holiday absent such emergency.

(10) The occupant of a multiple family dwelling has the right to be notified of a pending service discontinuance at least fifteen (15) days prior to the service being discontinued.

(11) A customer has the right to have any complaint against the utility handled promptly by that utility. Board Order (Docket No. CO8602155).

(12) Each utility shall, upon request, furnish its customers with such information as is reasonable in order that the customers may obtain safe, adequate and proper service (N.J.A.C. 14:3-3.3(a)). Each utility shall inform its customers, where peculiar or unusual circumstances prevail, as to the conditions under which sufficient and satisfactory service may be secured from its system (N.J.A.C. 14:3-3.3(c)). Each utility shall supply its customers with information on the furnishing and performance of service in a manner that tends to conserve energy resources and preserve the quality of the environment (N.J.A.C. 14:3-3.3(d)).

Issued: _____

Effective Date: _____

By: Nicholas V. Asselta, President
10 Black Forest Road
Hamilton, NJ 08691

Filed pursuant to decision and order of the Board of Public Utilities dated
_____ in Docket No. WR _____.

METERS

(13) The utility must provide for one free meter test within a year if the customer so requests it. The customer can request that the Company or the Board may test the meter. A meter of a customer who has a complaint filed with the Board reflecting on the accuracy of the meter shall not be removed from service by the utility during the pendency of said complaint or during the following thirty (30) days unless otherwise authorized or directed by the Board (N.J.A.C. 14:3-4.8(c)). **When a billing dispute is known to exist, the electric, gas or water utility shall, prior to removing the meter, advise the customer that the customer may have the meter tested by the utility or may have the Board either conduct a test of the meter or witness a testing of the meter by the utility, and that in any event the customer may have the test witnessed by a third party (N.J.A.C. 14:3-4.5(c)). A meter test arising from a billing dispute may be appropriate in instances which include, but are not limited to, unexplained increased consumption, crossed meters, consumption while an account is vacant or any other instance where the meter's accuracy might be an issue in a bill dispute (N.J.A.C. 14:3-4.5(d)).**

(14) Whenever a water meter is found to be registering fast by more than one and one-half percent, an adjustment of charges shall be made in accordance with the following: (1) If the date when the meter had first become inaccurate can be ascertained then the adjustment shall be such percentage as the meter is found to be in error at the time of test adjusted to 100 per cent on the amount of the bills covering the entire period that the meter has registered inaccurately; (2) In all other cases the adjustment shall be such percentage as the meter is found to be in error at the time of the test on one-half of the total amount of the billing affected by the fast meter adjusted to 100 percent since the previous test. No adjustment shall be made for a period greater than the time during which the customer has received service through that meter. No adjustment shall be made for a meter that is found to be registering less than 100 percent except in the case of meter tampering, non-registering meters or in circumstances in which the customer should reasonably have known that his bill did not reflect his usage (N.J.A.C. 14:3-4.6).

(15) A utility must maintain records of customers' accounts for each billing period occurring within a six (6) year period. Such records shall contain all information necessary to permit computation of the bill (N.J.A.C. 14:3-6.1(b)).

Issued: _____

Effective Date: _____

By: Nicholas V. Asselta, President
10 Black Forest Road
Hamilton, NJ 08691

Filed pursuant to decision and order of the Board of Public Utilities dated
_____, in Docket No. WR _____.

METERS (CONTINUED)

(16) Bills rendered must contain the following information: (a) The meter readings at the beginning and end of the billing period; (b) The dates on which the meter is read; (c) The number and kind of units measured; (d) Identification of applicable rate schedule or a statement that the applicable rate schedule will be furnished on request; (e) The amount of the bill; (f) A distinctive marking to indicate an estimated or averaged bill; (g) An explanation or statement of any conversion from meter reading to billing units or any other calculations or factors used in determining the bill; and (h) The gross receipts and franchise tax statement (N.J.A.C. 14:3-7.9).

Issued: _____

Effective Date: _____

By: Nicholas V. Asselta, President
10 Black Forest Road
Hamilton, NJ 08691

Filed pursuant to decision and order of the Board of Public Utilities dated
_____, in Docket No. WR _____.

STANDARD TERMS AND CONDITIONS

EMERGENCY RESPONSE DUE TO EXTRAORDINARY DEMAND AND/OR DIMINISHED
SUPPLY

1.1 Discontinuance of service for failure to comply with use restrictions.

For compliance by the utility in good faith with any governmental order or directive, notwithstanding that such order or directive subsequently may be held to be invalid, the Company may, upon reasonable notice, as set forth in sections 2.1 and 2.3 herein, suspend, curtail, or discontinue service pursuant to N.J.S.A. 48:2-23, N.J.S.A. 48:2-24, and N.J.A.C 14:3-3A.1 and N.J.A.C. 14:3-3A.2 for any of the following acts or omissions on the part of the customer:

- (1) Connecting or operating any piping or other facility, including but not limited to, lawn sprinkling on the customer's premises in such a manner as to adversely affect the safety or adequacy of service provided to other customers present or prospective; or
- (2) Continuing waste of water by customers after notice from the utility through improper or imperfect pipes, fixtures, or failure to comply with restrictions; or
- (3) Failure to comply with the standard terms and conditions contained in this tariff or failure to comply with any state law, or the rules, regulations, orders or restrictions of any governmental authority having jurisdiction.

1.2 Water service shall be restored when the conditions under which such service was discontinued, as specified above, are corrected and upon the payment of the SPECIAL RESTORATION OF SERVICE CHARGE OF \$100.00 FOR EACH RESTORATION.

Issued: _____

Effective Date: _____

By: Nicholas V. Asselta, President
10 Black Forest Road
Hamilton, NJ 08691

Filed pursuant to decision and order of the Board of Public Utilities dated
_____, in Docket No. WR _____.

EMERGENCY RESPONSE DUE TO EXTRAORDINARY DEMAND AND/OR DIMINISHED
SUPPLY (CONTINUED)

2.1 The Company will endeavor to provide a regular and uninterrupted supply of water through its facilities. However, if because of emergencies beyond the control of the Company, including governmental mandate, service is interrupted, irregular, defective or fails, the Company will not be liable for damage or inconvenience resulting therefrom. In the event of an extraordinary demand and/or diminished supply, the Company may restrict the use of water whenever the public welfare may require it and, if necessary, may shut off the water in its mains and pipes. In such cases the Company shall advise its customers by placing a prominent advertisement detailing the conditions and restrictions in a newspaper of general circulation in the utility service area. The notice will state the purpose and probable duration of the restriction or discontinuance. Failure to provide regular and uninterrupted service due to breakdowns is covered under other sections of this tariff.

2.2 The Company may restrict water service during certain periods, where the Company advises the Board of Public Utilities, in order to protect the public water supply, or otherwise to comply with any regulations, orders or decrees issued by the Governor of New Jersey or the Department of Environmental Protection pursuant to the Water Supply Management Act. Such interruptions or restrictions shall be reported to the Department of Environmental Protection and the Board by each utility by the speediest means of communications available, followed by a detailed written report, pursuant to the provisions of N.J.A.C. 14:3-3.9(b), within one week. Thereafter the utility shall provide weekly reports for the duration of the emergency.

2.3 When the supply of water to individual customers is to be shut off or curtailed for failure to comply with emergency water restrictions imposed because of extraordinary demand or diminished supply, the Company shall advise its customers by placing a doortag on the front door of the home of the individual(s) in violation of the restrictions, at least twenty-four (24) hours prior to discontinuance or curtailment, or by giving another form of notice acceptable to the Board. The Company will advise business and commercial customers, in writing, by mailing a notice to the customer's billing address. In the case of doortags, they shall be sequentially numbered and include the date, time and nature of the violation and the procedure for restoration of service. All such notices shall be accounted for by the utility.

Issued: _____

Effective Date: _____

By: Nicholas V. Asselta, President
10 Black Forest Road
Hamilton, NJ 08691

Filed pursuant to decision and order of the Board of Public Utilities dated
_____, in Docket No. WR _____

RATE SCHEDULE NO. 1
GENERAL METERED SERVICE - MAIN

APPLICABILITY

Applicable to the use of water supplied through meters to all customers served by the Company, with the exception of Tranquility Springs.

CHARACTER OF SERVICE

Continuous

RATE:

Size of Meter

5/8" or 5/8" x 3/4"

3/4"

1"

1 1/2"

2"

3"

4"

6"

8"

10"

12"

Fixed Service Charge

Amount Per Month

\$ 13.88

20.82

34.70

69.40

111.04

208.20

347.00

694.00

1,110.40

1,596.20

2,984.20

Usage Charge

Rate/1000 Gallons

General Metered Consumption

\$ 5.387

General Metered Consumption -- Walkill

2.424

TERMS OF PAYMENT:

BILLS ARE DUE FIFTEEN (15) DAYS AFTER THE BILL IS SENT. Bills for metered service will be rendered monthly in arrears.

Issued: _____

Effective Date: _____

By: Nicholas V. Asselta, President
10 Black Forest Road
Hamilton, NJ 08691

The State of New Jersey enacted Chapter 443 of the Laws of New Jersey 1983 concerning the periodic testing of public water supplies which establishes a water tax of \$0.01 per 1,000 gallons of water. This water tax is reflected and included in the above rates.

Filed pursuant to decision and order of the Board of Public Utilities dated _____, in Docket No. WR _____.

AQUA NEW JERSEY, INC.
B.P.U. NO. 17 - WATER

SECOND REVISED SHEET NO. 4A
CANCELLING FIRST SHEET NO. 4A

THIS SHEET BEING HELD FOR FUTURE USE

Issued: _____

Effective Date: _____

By: Nicholas V. Asselta, President
10 Black Forest Road
Hamilton, NJ 08691

The State of New Jersey enacted Chapter 443 of the Laws of New Jersey 1983 concerning the periodic testing of public water supplies which establishes a water tax of \$0.01 per 1,000 gallons of water. This water tax is reflected and included in the above rates.

Filed pursuant to decision and order of the Board of Public Utilities dated _____, in Docket No. WR _____.

AQUA NEW JERSEY, INC.
B.P.U. NO. 17 - WATER

FIRST REVISED SHEET NO. 4B
CANCELLING ORIGINAL SHEET NO. 4B

THIS SHEET BEING HELD FOR FUTURE USE

Issued: _____

Effective Date: _____

By: Nicholas V. Asselta, President
10 Black Forest Road
Hamilton, NJ 08691

The State of New Jersey enacted Chapter 443 of the Laws of New Jersey 1983 concerning the periodic testing of public water supplies which establishes a water tax of \$0.01 per 1,000 gallons of water. This water tax is reflected and included in the above rates.

Filed pursuant to decision and order of the Board of Public Utilities dated
_____, in Docket No. WR _____.

AQUA NEW JERSEY, INC.
B.P.U. NO. 17 - WATER

FIRST REVISED SHEET NO. 4C
CANCELLING ORIGINAL SHEET NO. 4C

THIS SHEET BEING HELD FOR FUTURE USE

Issued: _____

Effective Date: _____

By: Nicholas V. Asselta, President
10 Black Forest Road
Hamilton, NJ 08691

The State of New Jersey enacted Chapter 443 of the Laws of New Jersey 1983 concerning the periodic testing of public water supplies which establishes a water tax of \$0.01 per 1,000 gallons of water. This water tax is reflected and included in the above rates.

Filed pursuant to decision and order of the Board of Public Utilities dated _____, in Docket No. WR _____.

RATE SCHEDULE NO. 1D
GENERAL METERED SERVICE – All Territory Served

APPLICABILITY

Applicable to general metered service connections noted below.

CHARACTER OF SERVICE

Continuous

Class	Meter Size	Monthly DSIC Assessment \$
Metered Service	5/8x3/4"	\$0.00
	3/4"	\$0.00
	1"	\$0.00
	1-1/2"	\$0.00
	2"	\$0.00
	3"	\$0.00
	4"	\$0.00
	6"	\$0.00
	8"	\$0.00
	10"	\$0.00
	12"	\$0.00

TERMS OF PAYMENT:

Applicable to customer's bill.

Issued: _____

Effective Date: _____

By: Nicholas V. Asselta, President
10 Black Forest Road
Hamilton, NJ 08691

The State of New Jersey enacted Chapter 443 of the Laws of New Jersey 1983 concerning the periodic testing of public water supplies which establishes a water tax of \$0.01 per 1,000 gallons of water. This water tax is reflected and included in the above rates.

Filed pursuant to decision and order of the Board of Public Utilities dated _____, in Docket No. WR _____.

RATE SCHEDULE NO. 1E
GENERAL METERED SERVICE - TRANQUILITY SPRINGS

APPLICABILITY

Applicable to the use of water supplied through meters to customers served by the Company, within the Tranquility Springs service area.

CHARACTER OF SERVICE

Continuous

RATE:

Size of Meter

5/8" or 5/8" x 3/4"

3/4"

1"

1 1/2"

2"

3"

4"

Fixed Service Charge

Amount Per Month

\$ 25.00

37.50

62.50

125.00

200.00

375.00

625.00

Usage Charge

Rate/1000 Gallons

\$ 4.500

General Metered Consumption

TERMS OF PAYMENT:

BILLS ARE DUE FIFTEEN (15) DAYS AFTER THE BILL IS SENT. Bills for metered service will be rendered monthly in arrears.

Issued: _____

Effective Date: _____

By: Nicholas V. Asselta, President
10 Black Forest Road
Hamilton, NJ 08691

The State of New Jersey enacted Chapter 443 of the Laws of New Jersey 1983 concerning the periodic testing of public water supplies which establishes a water tax of \$0.01 per 1,000 gallons of water. This water tax is reflected and included in the above rates.

Filed pursuant to decision and order of the Board of Public Utilities dated _____, in Docket No. WR _____.

RATE SCHEDULE NO. 2
PRIVATE FIRE PROTECTION SERVICE - ALL EXCEPT BERKELEY

APPLICABILITY:

Applicable to all customers served by the Company for private fire protection service with the exception of the Berkley service area.

CHARACTER OF SERVICE:

The Company will use due diligence at all times to provide customers service of the character or quality proposed to be supplied, but in case the service shall be interrupted or irregular or defective or fail, the Company shall be liable and obligated only to use reasonably diligent efforts in the light of the circumstances then existing to restore service or to correct its characteristics.

RATE:

Sprinkler connections including hoses or hydrants connected to them.

<u>Size of Service</u>	<u>Amount Per Month</u>
2" or less	\$ 0.00
3"	96.40
4"	160.66
6"	321.32
8"	514.10
10"	739.02
12"	1,381.66
Private Hydrants	\$ 41.28

MINIMUM CHARGE:

None.

TERMS OF PAYMENT:

BILLS ARE DUE FIFTEEN (15) DAYS AFTER THE BILL IS SENT. Bills are rendered monthly in arrears.

SPECIAL PROVISIONS:

Private fire service lines shall be equipped with special meters or detection devices and are to be used exclusively for fire protection purposes. No water shall be used through these fire protection connections except for testing purposes or in case of fire. However, the water company shall be notified at least 72 hours (3 days) prior to the testing of any fire protection connection; and shall be given the opportunity to witness said test.

Issued: _____
By: Nicholas V. Asselta, President
10 Black Forest Road
Hamilton, NJ 08691

Effective Date: _____

Filed pursuant to decision and order of the Board of Public Utilities dated _____, in Docket No. WR _____.

RATE SCHEDULE NO. 2
PRIVATE FIRE PROTECTION SERVICE - ALL EXCEPT BERKELEY (CONTINUED)

Customers desiring a separate service connection for private fire service are required to make separate written application for such service on forms prescribed by the Company. Private fire service installations are made in accordance with the provisions of this tariff regarding the installation of service and connecting pipes and other facilities.

Service lines designated for private fire protection are installed for customers requiring a private fire service to supply sprinkler heads or hose connections. Any connection in which sprinkler heads and / or hose connections are supplied through a domestic service connection are not considered as part of a private fire protection service and shall not be deemed as part of this section (i.e., limited fire protection).

The connection shall be in accordance with the applicable laws including but not limited to those of the BPU, DEP and all federal, state and local agencies

The Company shall not be liable for any loss, injury, casualty or damage resulting from fire or water, or other agency, resulting from the supply or use of water service or the failure thereof, which may occur on account of the installation or presence of a private fire service connection, or from the presence or operation of the Company's structures, equipment, pipes, appliances or devices on the customer's premises, or connected therewith.

The Company may not discontinue water service unless it has provided written notice giving the customer at least thirty (30) days notice prior to the proposed discontinuance. However, in case of fraud, illegal use, or when it is clearly indicated that the customer is preparing to leave, immediate payment of accounts may be required, and service may be discontinued without further notice.

When hydrants are attached between the main and the meter, a charge per hydrant will be made. The installation and maintenance of fire hydrants and the supplying of water through such hydrants is for the sole use of authorized fire-fighting personnel for the control and extinguishment of any fire.

No additional charge shall be made for water used in testing or for fire. However, should it be determined by the water company that water is being, or has been, used through a fire protection connection for other than fire protection or testing purposes, the water company shall have the right to charge for the water used based on its "General Metered Service" tariff and to order said unauthorized use to cease immediately subject to the termination of the service.

Issued: _____
By: Nicholas V. Asselta, President
10 Black Forest Road
Hamilton, NJ 08691

Effective Date: _____

Filed pursuant to decision and order of the Board of Public Utilities dated _____, in Docket No. WR _____.

RATE SCHEDULE NO. 2A
PRIVATE FIRE PROTECTION SERVICE - BERKLEY

APPLICABILITY:

Applicable to all customers served by the Company for private fire protection service in the Township of Berkeley, Ocean County.

CHARACTER OF SERVICE:

The Company will use due diligence at all times to provide customers service of the character or quality proposed to be supplied, but in case the service shall be interrupted or irregular or defective or fail, the Company shall be liable and obligated only to use reasonably diligent efforts in the light of the circumstances then existing to restore service or to correct its characteristics.

RATE:

Sprinkler connections including hoses or hydrants connected to them.

<u>Size of Service</u>	<u>Amount Per Month</u>
2" or less	\$ 0.00
3"	89.02
4"	148.36
6"	296.73
8"	474.76
10"	682.60
12"	1,275.94
Private Hydrants	\$ 41.28

MINIMUM CHARGE:

None.

TERMS OF PAYMENT:

BILLS ARE DUE FIFTEEN (15) DAYS AFTER THE BILL IS SENT. Bills are rendered monthly in arrears.

SPECIAL PROVISIONS:

Private fire service lines shall be equipped with special meters or detection devices and are to be used exclusively for fire protection purposes. No water shall be used through these fire protection connections except for testing purposes or in case of fire. However, the water company shall be notified at least 72 hours (3 days) prior to the testing of any fire protection connection; and shall be given the opportunity to witness said test.

Issued: _____
By: Nicholas V. Asselta, President
10 Black Forest Road
Hamilton, NJ 08691

Effective Date: _____

Filed pursuant to decision and order of the Board of Public Utilities dated _____, in Docket No. WR _____.

RATE SCHEDULE NO. 2A (CONTINUED)
PRIVATE FIRE PROTECTION SERVICE - BERKLEY (CONTINUED)

Customers desiring a separate service connection for private fire service are required to make separate written application for such service on forms prescribed by the Company. Private fire service installations are made in accordance with the provisions of this tariff regarding the installation of service and connecting pipes and other facilities.

Service lines designated for private fire protection are installed for customers requiring a private fire service to supply sprinkler heads or hose connections. Any connection in which sprinkler heads and / or hose connections are supplied through a domestic service connection are not considered as part of a private fire protection service and shall not be deemed as part of this section (i.e., limited fire protection).

The connection shall be in accordance with the applicable laws including but not limited to those of the BPU, DEP and all federal, state and local agencies

The Company shall not be liable for any loss, injury, casualty or damage resulting from fire or water, or other agency, resulting from the supply or use of water service or the failure thereof, which may occur on account of the installation or presence of a private fire service connection, or from the presence or operation of the Company's structures, equipment, pipes, appliances or devices on the customer's premises, or connected therewith.

The Company may not discontinue water service unless it has provided written notice giving the customer at least thirty (30) days notice prior to the proposed discontinuance. However, in case of fraud, illegal use, or when it is clearly indicated that the customer is preparing to leave, immediate payment of accounts may be required, and service may be discontinued without further notice.

When hydrants are attached between the main and the meter, a charge per hydrant will be made. The installation and maintenance of fire hydrants and the supplying of water through such hydrants is for the sole use of authorized fire-fighting personnel for the control and extinguishment of any fire.

No additional charge shall be made for water used in testing or for fire. However, should it be determined by the water company that water is being, or has been, used through a fire protection connection for other than fire protection or testing purposes, the water company shall have the right to charge for the water used based on its "General Metered Service" tariff and to order said unauthorized use to cease immediately subject to the termination of the service.

Issued: _____

Effective Date: _____

By: Nicholas V. Asselta, President
10 Black Forest Road
Hamilton, NJ 08691

Filed pursuant to decision and order of the Board of Public Utilities dated _____, in Docket No. WR _____.

RATE SCHEDULE NO. 4
PUBLIC FIRE PROTECTION SERVICE

APPLICABILITY:

This schedule is applicable to all customers served by the Company for public fire within the company franchise, except as noted below:

CHARACTER OF SERVICE:

The installation and maintenance of fire hydrants, and the supplying of water through such hydrants, is for the sole use of authorized fire-fighting personnel for the control and extinguishment of any fire. The Company will use due diligence at all times to provide continuous service of the character or quality proposed to be supplied, but in case the service shall be interrupted or irregular or defective or fail, the Company shall be liable and obligated only to use reasonably diligent efforts in the light of the circumstances then existing to restore service or to correct its characteristics.

RATE:

1. Hydrant Charge

For each fire hydrant installed there shall be made a Monthly Fire Protection Charge of:

All Service Areas (Except as noted below)	\$ 54.16
Alpha Boro	22.29
Bayville (Billed Monthly)	17.84
Califon Boro	49.04
Fredon Twp	22.29
Hardyston Township	11.59
Holland Twp Church St	49.04
Holland Twp Fox Hill Dr.	30.31
Lawrenceville (Billed Monthly)	24.39
Phillipsburg Twn	51.36
Tranquility Springs	44.58
Upper Freehold Twp	29.43

Issued: _____

Effective Date: _____

By: Nicholas V. Asselta, President
10 Black Forest Road
Hamilton, NJ 08691

Filed pursuant to decision and order of the Board of Public Utilities dated
_____, in Docket No. WR _____.

RATE SCHEDULE NO. 4
PUBLIC FIRE PROTECTION SERVICE (CONTINUED)

2. Terms of Payment

Unless otherwise noted above, all bills for municipal fire protection shall be rendered net Quarterly, in arrears, and shall become due and payable FIFTEEN (15) DAYS AFTER THE BILL IS SENT.

3. Special Provisions

All hydrants, lead valves, branches and other appurtenances shall be and remain the property of the Company.

Upon application or request by a duly authorized representative of a municipality in the Company's service area, the Company will install fire hydrants for purposes of public fire protection. The locations of such hydrants are selected by agreement between officials of the municipalities and representatives of the Company after careful consideration. Municipalities shall pay the Company a charge for service to public fire hydrants as provided in the applicable rate schedule set forth in this tariff.

Issued: _____

Effective Date: _____

By: Nicholas V. Asselta, President
10 Black Forest Road
Hamilton, NJ 08691

Filed pursuant to decision and order of the Board of Public Utilities dated
_____, in Docket No. WR _____.

AQUA NEW JERSEY, INC.
B.P.U. NO. 17 - WATER

NINTH REVISED SHEET NO. 8
SUPERSEDING EIGHTH REVISED SHEET NO. 8

RATE SCHEDULE NO. 5
THIS SCHEDULE IS NO LONGER BEING USED

Issued: _____ Effective Date: _____

By: Nicholas V. Asselta, President
10 Black Forest Road
Hamilton, NJ 08691

Filed pursuant to decision and order of the Board of Public Utilities dated
_____, in Docket No. WR _____.

AQUA NEW JERSEY, INC.
B.P.U. NO. 17 - WATER

THIRD REVISED SHEET NO. 9
SUPERSEDING SECOND REVISED SHEET NO. 9

RATE SCHEDULE NO. 6
THIS SCHEDULE IS NO LONGER BEING USED

Issued: _____

Effective Date: _____

By: Nicholas V. Asselta, President
10 Black Forest Road
Hamilton, NJ 08691

Filed pursuant to decision and order of the Board of Public Utilities dated
_____, in Docket No. WR _____.

AQUA NEW JERSEY, INC.
B.P.U. NO. 17 - WATER

EIGHTH REVISED SHEET NO. 10
SUPERSEDING SEVENTH REVISED SHEET NO. 10

RATE SCHEDULE NO. 7
SERVICE CHARGE

TERMINATION AND RESUMPTION OF SERVICE:

For resumption of service after discontinuance of service due to non-payment, and for resetting a meter outside the normal business hours, there shall be a charge of:\$50.00

BAD CHECK CHARGE:

For the receipt of a negotiable instrument from a customer in payment of a bill, charge, or deposit due and such instrument is subsequently dishonored or uncollectible for any reason, the Company shall charge a handling charge equal to the costs incurred by the Company from the financial institution.

NON-STANDARD METER CONNECTION:

For metered connections which are set up for the temporary, short term sale of water such as to contractors, lawn care specialists, etc.; the Company shall charge a \$27.00 fixed service charge plus a charge for the water taken based on its "General Metered Service" tariff. The Company shall have the right to designate where, how, when and if such water may be obtained. Anyone being given permission to obtain water in such a manner must have in place a mechanism acceptable to the Company that will assure against the backflow of water into the Company's system.

Issued: _____

Effective Date: _____

By: Nicholas V. Asselta, President
10 Black Forest Road
Hamilton, NJ 08691

Filed pursuant to decision and order of the Board of Public Utilities dated _____, in Docket No. WR _____.

AQUA NEW JERSEY, INC.
B.P.U. NO. 17 - WATER

ELEVENTH REVISED SHEET NO. 11
SUPERSEDING TENTH REVISED SHEET NO. 11

RATE SCHEDULE NO. 8
WATER SOLD FOR RESALE ONLY

APPLICABILITY:

Applicable to water sold for resale only, within all territories served by the Company and which is exempt from the water tax as established by enactment of Chapter 443 of the Laws of New Jersey 1983.

CHARACTER OF SERVICE:

Continuous.

RATE:

Size of Meter

5/8" or 5/8" x 3/4"

3/4"

1"

1 1/2"

2"

3"

4"

6"

8"

10"

12"

Fixed Service Charge

Amount Per Month

\$ 13.88

20.82

34.70

69.40

111.04

208.20

347.00

694.00

1,110.40

1,596.20

2,984.20

Usage Charge

Rate/1000 Gallons

General Metered Consumption

\$ 5.377

TERMS OF PAYMENT:

BILLS ARE DUE FIFTEEN (15) DAYS AFTER THE BILL IS SENT. Bills for metered water service will be rendered monthly in arrears.

Issued: _____

Effective Date: _____

By: Nicholas V. Asselta, President
10 Black Forest Road
Hamilton, NJ 08691

Filed pursuant to decision and order of the Board of Public Utilities dated _____, in Docket No. WR _____.

RIDER ED
ECONOMIC DEVELOPMENT PROGRAM

APPLICABILITY

Customers receiving service under Rate Schedules No. 1 and No. 2

CHARACTER OF SERVICE

Commitments for service under third provision will be made available to qualifying customers.

CREDIT

A credit equal to 65% of the eligible portion of a customer's consumption charge(s) as described below for the newly constructed, leased or purchased space, as determined by AQUA NEW JERSEY, INC., will be applied to the customer's monthly water bills for the first year, decreasing to 45% in the second year, 25% in the third year, 10% in the fourth year and no reduction in subsequent years. The credit must commence within nine months after receiving written commitment from AQUA NEW JERSEY, INC. for Economic Development Program. In no case shall application of this Service result in a negative charge for consumption.

For new customers, the credit shall apply to all consumption subject to certain caps as measured by AQUA NEW JERSEY, INC. A new customer, for purposes of this Service, shall be defined as a customer who has not previously received water from AQUA NEW JERSEY, INC. within the previous two years, or whose newly leased or purchased space is separately metered.

For existing customers, the credit shall apply only to that consumption, as measured by AQUA NEW JERSEY, INC., which is in excess of the highest comparable consumption during the most recent 10 year period without such expansion. Existing customers shall also be subject to the caps on eligible consumption. An existing customer for purposes of this Service, shall be defined as a customer whose newly leased or purchased space is not separately metered from the existing service.

The Company reserves the right, after proper notification to the Board of Public Utilities, to cancel this tariff at any time for new applicants. The Company also reserved the right to determine the bona fide nature of any applicant wishing to utilize this tariff. This tariff shall be open for a minimum of two years subject to the caps on eligible consumption.

Issued: _____
By: Nicholas V. Asselta, President
10 Black Forest Road
Hamilton, NJ 08691

Effective Date: _____

Filed pursuant to decision and order of the Board of Public Utilities dated April 11, 2012, in Docket No. WR 11120859.

RIDER ED
ECONOMIC DEVELOPMENT PROGRAM (CONTINUED)

ADDITIONAL CREDIT

An additional credit of 5% per year for the first four years will be added to the above credit for all its customers who qualify for the Economic Development Program and are also in a "priority location" (Urban Enterprise Zones) as defined by the New Jersey Economic Development Authority. The credit would be based on the same parameters as above and equate to a 70% credit for the first year, 50% for the second year, 30% for the third year, and 15% for the fourth and final year.

ELIGIBILITY

Each customer will be required to sign an Application for Economic Development Service including an estimate of additional consumption. The customer will also be required to participate in a conservation audit performed by the Company. The customer must remain on the same rate schedule as in the base year period throughout the four-year term of the program. AQUA NEW JERSEY, INC., upon verification of eligibility, will provide the customer with a written commitment for Economic Development Program Service.

To be eligible, a customer must lease or purchase new or vacant space for manufacturing, retail, research and development, office or warehousing. The effective date of the lease or purchase must be after the date of this rate schedule. The total additional leased or purchased building space must equal or exceed 2,000 square feet.

Qualifying vacant building space must be vacant for a minimum of six months, as determined by AQUA NEW JERSEY, INC., prior to receiving a commitment for the Economic Development Program.

Issued: _____
By: Nicholas V. Asselta, President
10 Black Forest Road
Hamilton, NJ 08691

Effective Date: _____

Filed pursuant to decision and order of the Board of Public Utilities dated April 11, 2012, in Docket No. WR 11120859.

RIDER ED
ECONOMIC DEVELOPMENT PROGRAM (CONTINUED)

Customer must be adding at least two permanent full-time employees (owner included) to their payroll at the site receiving Economic Development Program Service. Relocation or consolidation of employees based in AQUA NEW JERSEY, INC.'s service territory without employment growth, will not qualify. Employment growth will be confirmed by AQUA NEW JERSEY, INC. in conjunction with the New Jersey Department of Labor and/or affidavit from the customer. AQUA NEW JERSEY, INC. reserves the right, at its discretion, to periodically verify employment increases and sustained level of employment. If after verification the required employment level has not been sustained, Rider ED will no longer be applicable.

The Company reserves the right, after proper notification to the Board of Public Utilities, to cancel this tariff at any time for new applicants. The Company also reserves the right to determine the bona fide nature of any applicant wishing to utilize this tariff. This tariff shall be open for a minimum of two years subject to the caps on eligible consumption.

LIMITATIONS OF SERVICE

This service is not available to federal, state, county or local government or governmental entities. In addition, the Company shall limit eligibility into the pilot economic development program so that the following total maximum consumption factors should not be exceeded:

- a) The Company shall limit its economic development discounts so that, over a period of 12 consecutive months, to be measured at the end of each month, the Company sells no more than 52 million gallons under the Economic Development Rider. If the 52 million gallon cap is exceeded in any 12 month period, then the Company shall immediately cease accepting new applicants under the Economic Development Rider.
- b) There shall be a cap on the discount for all water sold per month to any individual customer as follows:
 - i) no more than 15,000 gallons per month shall be subject to discount under the Economic Development Rider for customers having a meter size of less than one inch.
 - ii) no more than 30,000 gallons per month shall be subject to discount under the Economic Development Rider for customers having a meter size of one inch, 1.5 inches, or two inches.

Issued: _____
By: Nicholas V. Asselta, President
10 Black Forest Road
Hamilton, NJ 08691

Effective Date: _____

Filed pursuant to decision and order of the Board of Public Utilities dated April 11, 2012, in Docket No. WR 11120859.

RIDER ED
ECONOMIC DEVELOPMENT PROGRAM (CONTINUED)

iii) no more than 60,000 gallons per month shall be subject to discount under the Economic Development Rider for customers having a meter size of three inches or larger.

However, no eligible customer who is served under this tariff shall be denied the full benefit of the four year duration of the discounts under this pilot program.

Issued: _____ Effective Date: _____
By: Nicholas V. Asselta, President
10 Black Forest Road
Hamilton, NJ 08691

Filed pursuant to decision and order of the Board of Public Utilities dated
April 11, 2012, in Docket No. WR 11120859.

AQUA NEW JERSEY, INC.
B.P.U. NO. 17 - WATER

SEVENTH REVISED SHEET NO. 16
SUPERSEDING SIXTH REVISED SHEET NO. 16

RATE SCHEDULE NO. 9
NON-TREATED AND NON-POTABLE METERED SERVICE
LIBERTY ROAD WELL - LOPATCONG TOWNSHIP GOLF COURSE

APPLICABILITY

Applicable to the use of non-treated and non-potable water supplied through a meter to the Lopatcong Township Golf Course for irrigation purposes only.

CHARACTER OF SERVICE

Continuous

RATE:

Rates are the same as those for Rate Schedule No. 1 - Main.

	<u>Usage Charge</u>
	<u>Rate/1000 Gallons</u>
All Consumption	\$ 1.077

Peak Electrical Demands Surcharge - the surcharge for all peak electrical use will be passed on directly to the specific user.

TERMS OF PAYMENT:

BILLS ARE DUE FIFTEEN (15) DAYS AFTER THE BILL IS SENT. Bills for metered service will be rendered monthly in arrears.

Issued: _____

Effective Date: _____

By: Nicholas V. Asselta, President
10 Black Forest Road
Hamilton, NJ 08691

Filed pursuant to decision and order of the Board of Public Utilities dated
April 11, 2012, in Docket No. WR 11120859.

AQUA NEW JERSEY, INC.
B.P.U. NO. 17 - WATER

FIFTH REVISED SHEET NO. 17
SUPERSEDING FOURTH REVISED SHEET NO. 17

RATE SCHEDULE NO. 10
THIS SCHEDULE IS NO LONGER BEING USED

Issued: _____ Effective Date: _____
By: Nicholas V. Asselta, President
10 Black Forest Road
Hamilton, NJ 08691

Filed pursuant to decision and order of the Board of Public Utilities dated
April 11, 2012, in Docket No. WR 11120859.

NJ - Total Systems, Water

Proposed Rates Based on 7/15/14 Stipulation

Billing Determinants, Test Year Revenue Reconciliation, Comparison of Revenue at Present and Proposed Rates

Based on Test Year Ended Sep 30, 2013 Updated to Apr 2014

1.039 3 Yr Fctr
BDs updated through Apr 2014

Line No.	(1) Class	(2) Meter Size	1.047 3 Yr Fctr			1.039 3 Yr Fctr				
			(3) As Filed PF Units	(4) Present Rate \$	(5) As Filed PF Rev PrstRt	(6) Updated PF Units	(7) Upd PF Rev Prnt Rts (\$)	(8) Proposed Rate \$	(9) Upd PF Rev Prpsd Rts (\$)	(10) Eqv Csts %Revlncrs
1	Residential									
2	Billed Months & Base Revenue									
3	Easement cust		12	-	-	12	-	-	-	1
4	5/8x3/4"		497,732	various	8,440,517	499,892	8,465,962	various	8,641,730	41,641
5	3/4"		83,805	various	1,188,007	84,140	1,192,924	various	1,335,395	5,345
6	1"		8,058	various	292,165	8,984	289,185	various	311,051	747
7	1-1/2"		1,734	various	112,190	1,716	111,024	various	119,980	143
8	2"		1,878	various	171,963	1,728	177,350	various	191,877	144
9	3"		60	various	11,855	60	11,855	various	12,492	5
10	6"		12	various	7,770	12	7,770	various	8,328	1
11	8"		12	various	12,432	12	12,432	various	13,325	1
12	Total Base Res		574,201		8,238,689	576,338	8,267,703		8,933,268	48,028
13										
14	Usage kGals & Revenue									
15	Allowance		77	-	-	40	-	-	-	-
16	Charged		3,252,822	various	15,954,148	3,238,587	15,884,926	various	17,382,810	
17	Total Usage Res		3,252,899		15,954,148	3,238,627	15,884,926		17,382,810	
18	Avg kGals/Bill		5.665			5.679				
19	Total Residential Revenue				24,190,845		24,152,630		26,328,088	9.0%
20	Avg Res Bill, all sizes				42.13		41.91		45.68	
21	Commercial									
22	Billed Months & Base Revenue									
23	5/8x3/4"		13,988	various	180,806	13,800	178,387	various	191,544	1,150
24	3/4"		1,898	various	35,425	1,836	34,784	various	38,228	153
25	1"		3,288	various	105,983	2,788	90,186	various	97,021	233
26	1-1/2"		2,093	various	135,145	1,980	127,844	various	137,412	165
27	2"		4,370	various	451,876	4,020	416,219	various	446,381	335
28	3"		289	various	65,355	312	69,823	various	64,958	26
29	4"		137	various	43,919	144	46,185	various	49,968	12
30	6"		71	various	45,973	72	48,820	various	49,898	6
31	8"		82	various	83,680	84	85,832	various	93,274	7
32	Bulk		84	various	2,350	108	2,700	various	2,916	9
33	Raw 4"		7	various	2,511	7	2,511	various	2,429	1
34	Total Base COM		28,284		1,142,703	25,159	1,090,001		1,174,087	2,087
35	Note: Raw 4" customer has 7 bills per year, not 12.									
36	Usage kGals & Revenue									
37	Allowance		-	-	-	-	-	-	-	-
38	Charged		641,205	various	3,041,468	626,821	2,939,970	various	3,231,449	
39	Total Usage COM		641,205		3,041,468	626,821	2,939,970		3,231,449	
40	Avg kGals/Bill		24.393			24.876				
41	Total Commercial Revenue				4,184,171		4,029,971		4,405,645	9.3%
42										
43	Industrial									
44	Billed Months & Base Revenue									
45	5/8x3/4"		120	various	1,554	120	1,554	various	1,688	10
46	3/4"		12	various	233	12	233	various	250	1
47	1"		23	various	745	24	777	various	833	2
48	1-1/2"		38	various	2,331	38	2,331	various	2,498	3
49	2"		158	various	18,162	144	14,918	various	15,890	12
50	3"		-	various	-	-	-	various	-	-
51	4"		87	various	21,891	72	23,310	various	24,984	6
52	6"		24	various	15,540	24	15,540	various	16,856	2
53	8"		12	various	12,432	12	12,432	various	13,325	1
54	10"		12	various	17,871	12	17,871	various	19,154	1
55	Total Base IND		482		88,559	458	88,967		95,356	38
56										
57	Usage kGals & Revenue									
58	Allowance		-	-	-	-	-	-	-	-
59	Charged		88,238	various	425,152	88,509	435,351	various	478,809	
60	Total Usage IND		88,238		425,152	88,509	435,351		478,809	
61	Avg kGals/Bill		188.662			194.099				
62	Total Industrial Revenue				513,711		525,318		572,155	6.9%

NJ - Total Systems, Water

Billing Determinants, Test Year Revenue Reconciliation, Comparison of Revenue at Present and Proposed Rates
Based on Test Year Ended Sep 30, 2013 Updated to Apr 2014

Line No.	(1) Class	(2) Size	(3) As Filed PF Units	(4) Present Rate \$	(5) As Filed PF Rev PrntRt	(6) Updated PF Units	(7) Upd PF Rev Prnt Rta (\$)	(8) Proposed Rate \$	(9) Upd PF Rev Prnt Rta (\$)	(10) Eqv Cusrs %Revolvers
1	Public Authorities									
2	Billed Months & Base Revenue									
3	5/8x3/4"		233	various	3,017	228	2,853	various	3,185	19
4	3/4"		12	various	233	12	233	various	250	1
5	1"		48	various	1,554	48	1,554	various	1,868	4
6	1-1/2"		108	various	7,587	98	8,838	various	7,330	8
7	2"		708	various	73,348	720	74,582	various	79,948	60
8	3"		60	various	11,855	60	11,855	various	12,482	5
9	4"		48	various	16,540	48	16,540	various	18,658	4
10	6"		98	various	62,160	98	62,160	various	68,624	8
11	8"		48	various	47,858	48	49,728	various	53,298	4
12	Total Measured PUB		1,357		222,751	1,366	228,354		241,430	113
13										
14	Usage kGals & Revenue									
15	Allowance									
16	Charged									
17			78,238	various	388,547	75,358	371,318	various	405,548	
18	Total Usage PUB		78,238		388,547	75,358	371,318		405,548	
19	Avg kGals/Bill		57.658			55.574				
20	Total Public Authorities Revenue				808,288		588,672		648,978	8.4%
21	Other Water Sales (Included in Com for PF)									
22	Usage kGals & Revenue									
23	Total Buys OTH									
24			-	25.00	-	-	-	27.00	-	
25	Total Usage OTH									
26			-	various	-	-	-	various	-	0.0%
27	Total Water Sales									
28	Billed Months & Revenue		602,304		8,889,712	803,307	8,872,025		10,444,189	60,278
29	Usage kGals & Revenue		4,058,379		19,808,312	4,028,314	19,832,585		21,508,607	31,950,777
30	Total Water Sales Revenue				29,497,024		29,304,610		31,950,777	9.0%
31	Total EDUs		783,412			751,979				
32	Avg kGals/Bill		6.738			6.677				
33	Fire Protection									
34	Private Fire Protection (Billed-Unit-Months)									
35	Sprinklers									
36	3"		84	various	7,777	84	7,777	various	8,009	Units
37	4"		1,497	various	237,475	1,524	241,380	various	244,111	127
38	8"		2,010	various	839,106	2,084	653,547	various	881,146	172
39	8"		734	various	371,083	732	370,059	various	374,808	61
40	10"		191	various	140,502	204	150,064	various	150,781	17
41	12"		12	various	18,503	12	18,503	various	18,580	1
42	Total Sprinklers		4,528		1,412,446	4,820	1,438,311		1,456,514	385
43	Private Hydrants									
44			1,728	various	71,004	1,784	72,483	various	72,819	147
45	Total Private Fire		6,256		1,483,448	6,384	1,511,794		1,528,333	1.1%
46										
47	Public Fire Protection (Billed-Unit-Months)									
48	Hydrants									
49	All Southern		11,151	54.18	803,938	11,400	617,424	54.16	617,424	950
50	Alpha Boro		12	20.83	250	12	250	22.29	287	1
51	Bayville		3,122	18.67	52,044	3,188	52,811	17.84	58,507	264
52	Caffon Boro		312	45.83	14,289	312	14,289	48.04	15,300	28
53	Fredon Twp		228	20.83	4,749	228	4,749	22.29	5,082	19
54	Holland Twp- Church St		240	45.83	10,998	240	10,998	49.04	11,769	20
55	Holland Twp- Fox Hill Dr		48	28.33	1,380	48	1,360	30.31	1,455	4
56	Hardyston Township		504	10.83	5,458	504	6,458	11.59	5,840	42
57	Lebanon		12	54.18	650	12	850	54.16	850	1
58	Lawrenceville		2,816	22.78	64,177	2,832	84,541	24.38	89,059	236
59	Other Central Phillipsburg		13,770	54.18	745,783	13,778	746,108	54.18	748,108	1,148
60	Subn Phillipsburg Twn		4,848	54.16	262,568	4,884	264,517	54.16	264,517	407
61	Tranquility Springs		2,523	48.00	121,104	2,532	121,536	51.36	130,044	211
62	Upper Freehold Twp		518	27.60	14,180	518	14,180	28.43	15,183	43
63	Total Public Fire		40,378		1,913,089	40,740	1,930,383		1,851,511	1.1%
64										
65	Total Water Sales & Fire Protection				32,893,641		32,746,777		36,430,621	8.2%
66	Rounding Difference above Target Revenue Requirement									

NJ - Total Systems, Water

Billing Determinants, Test Year Revenue Reconciliation, Comparison of Revenue at Present and Proposed Rates
 Based on Test Year Ended Sep 30, 2013 Updated to Apr 2014 1.039 3 Yr Fctr

Line No.	(1) Description	(2)	(3)	(4)	(5) As Fld PF Rev Prnt Rte	(6) Updated PF Units	(7) Upd PF Rev Prnt Rte (\$)	(8) Proposed Rate \$	(9) Upd PF Rev Prnt Rte (\$)
1									
2									
3	Service Improvement Charges								
4	Rate per EDU			2.04		2.04			
5	EDUs & Revenue	763,412			1,536,860	751,976	1,534,038		
6									
7	Total Sales Revenue & DSIC				<u>34,430,501</u>		<u>34,280,815</u>		<u>35,430,821</u>
8									
9	% Usq Rev of Total Sales & DSIC				58%				
10	% Base Rev				42%				
11									
12									
13	Miscellaneous Charges Booked and Projected								
14					132,832		132,832		132,832
15									
16									
17	Antenna Revenue Booked and Projected								
18				at 50% ->	362,888	at Stip ->	734,802	at Stip ->	734,802
19									
20	Rounding Difference from above								184
21	Total Operating Revenues				<u>34,926,223</u>		<u>35,148,449</u>		<u>36,288,449</u>
22	Difference from Stip								

NJ - Main Water Tariff

Billing Determinants, Test Year Revenue, Comparison of Revenue at Present and Proposed Rates

Based on Test Year Ended Sep 30, 2013 Updated to Apr 2014

1.039 3 Yr Fctr
BDs updated through Apr 2014

Line No.	(1) Class	(2) Meter Size	1.047 3 Yr Fctr			1.039 3 Yr Fctr				
			(3) As Filed PF Units	(4) Present Rate \$	(5) As Filed PF Rev PrstRt	(6) Updated PF Units	(7) Upd PF Rev Prnt Rts (\$)	(8) Proposed Rate \$	(9) Upd PF Rev Prpsd Rts (\$)	(10) Custs %Revincra
1	Residential									
2	Billed Months & Base Revenue									
3	Easement cust		12			12				1
4	5/8x3/4"	485,134	12.95	6,282,483	486,860	6,308,132	13.86	6,758,005	40,580	
5	3/4"	39,287	19.43	763,348	38,408	765,897	20.82	820,475	3,284	
6	1"	8,746	32.38	283,195	8,664	280,540	34.70	300,841	722	
7	1-1/2"	1,722	84.75	111,500	1,704	110,334	69.40	118,258	142	
8	2"	1,532	103.60	158,715	1,564	164,102	111.04	175,887	132	
9	3"	80	194.25	11,855	80	11,655	208.20	12,492	5	
10	6"	12	647.50	7,770	12	7,770	694.00	8,328	1	
11	8"	12	1,036.00	12,432	12	12,432	1,110.40	13,325	1	
12	Total Base Res	536,517		7,631,097	538,416	7,655,683		8,208,410	44,868	
13	Usage kGals & Revenue									
14	Allowance	77			40					
15	Charged	3,073,726	4.930	15,153,469	3,060,793	15,088,709	5.387	16,488,491		
16	Total Usage Res	3,073,802		15,153,469	3,060,833	15,088,709		16,488,491		
17	Total Residential Revenue									
18	Avg Res Bill, all sizes			42.47		42.25			6.6%	
19	Commercial									
20	Billed Months & Base Revenue									
21	5/8x3/4"	13,581	12.95	175,874	13,416	173,737	13.86	186,214	1,118	
22	3/4"	1,413	19.43	27,455	1,380	26,813	20.82	28,732	115	
23	1"	2,919	32.38	94,517	2,448	79,266	34.70	84,946	204	
24	1-1/2"	2,041	84.75	132,155	1,944	125,874	69.40	134,914	182	
25	2"	4,284	103.60	441,750	3,888	402,797	111.04	431,724	324	
26	3"	244	194.25	47,397	276	53,613	208.20	57,463	23	
27	4"	125	323.75	40,489	132	42,735	347.00	45,804	11	
28	6"	71	647.50	45,973	72	46,820	894.00	49,988	6	
29	8"	70	1,036.00	72,520	72	74,592	1,110.40	78,949	6	
30	Bulk	67	25.00	1,675	84	2,100	27.00	2,268	7	
31	Raw 4"									
32	Total Base COM	24,795		1,079,784	23,712	1,028,148		1,101,980	1,976	
33	Usage kGals & Revenue									
34	Allowance									
35	Charged	588,219	4.930	2,899,921	566,371	2,792,210	5.387	3,051,042		
36	Total Usage COM	588,219		2,899,921	566,371	2,792,210		3,051,042		
37	Total Commercial Revenue									
38				3,978,705		3,820,358		4,153,022	8.7%	
39	Industrial									
40	Billed Months & Base Revenue									
41	5/8x3/4"	120	12.95	1,554	120	1,554	13.86	1,666	10	
42	3/4"	12	19.43	233	12	233	20.82	250	1	
43	1"	23	32.38	746	24	777	34.70	833	2	
44	1-1/2"	36	84.75	2,331	36	2,331	69.40	2,498	3	
45	2"	158	103.60	16,162	144	14,918	111.04	15,980	12	
46	3"		194.25				208.20			
47	4"	87	323.75	21,691	72	23,310	347.00	24,984	6	
48	6"	24	647.50	15,540	24	15,540	894.00	16,658	2	
49	8"	12	1,036.00	12,432	12	12,432	1,110.40	13,325	1	
50	10"	12	1,488.25	17,871	12	17,871	1,598.20	19,151	1	
51	Total Base IND	462		88,659	458	88,687		95,356	38	
52	Usage kGals & Revenue									
53	Allowance									
54	Charged	86,238	4.930	425,152	88,509	436,351	5.387	476,800		
55	Total Usage IND	86,238		425,152	88,509	436,351		476,800		
56	Total Industrial Revenue									
57				513,711		525,318		572,155	8.9%	

NJ - Main Water Tariff

Billing Determinants, Test Year Revenue, Comparison of Revenue at Present and Proposed Rates

Based on Test Year Ended Sep 30, 2013 Updated to Apr 2014

Line No.	(1) Class	(2) Size	(3) As Filled PF Units	(4) Present Rate \$	(5) As Fld PF Rev PrntRt	(6) Updated PF Units	(7) Upd PF Rev Prnt Rts (\$)	(8) Proposed Rate \$	(9) Upd PF Rev Prpd Rts (\$)	(10) Custs %Revrncr	
1	Public Authorities										
2	Billed Months & Base Revenue										
3		5/8x3/4"	233	12.95	3,017	228	2,963	13.88	3,165	19	
4		3/4"	12	19.43	233	12	233	20.82	250	1	
5		1"	48	32.38	1,554	48	1,554	34.70	1,668	4	
6		1-1/2"	94	84.75	6,087	84	5,439	89.40	5,830	7	
7		2"	708	103.60	73,349	720	74,582	111.04	79,949	60	
8		3"	60	194.25	11,855	60	11,855	208.20	12,492	5	
9		4"	48	323.75	15,540	48	15,540	347.00	16,658	4	
10		6"	98	847.50	82,160	98	82,160	694.00	58,624	8	
11		8"	48	1,038.00	47,856	48	48,728	1,110.40	53,298	4	
12		Total Measured PUB	1,345		221,251	1,344	220,854		239,930	112	
13	Usage kGals & Revenue										
14		Allowance	-	-	-	-	-	-	-	-	
15		Charged	77,841	4.930	383,757	74,903	369,271	5.367	403,501		
16		Total Usage PUB	77,841		383,757	74,903	369,271		403,501		
17		Total Public Authorities Revenue			606,008		583,125		643,431	6.5%	
18	Other Water Sales										
19		Usage kGals & Revenue				(to COM)					
20		Total Buys OTH	-	various	-	-	-	27.00	-		
21		Total Usage OTH	-	4.930	-	-	-	5.367	-		
22		Total Other Revenue								0.0%	
23	Total Water Sales										
24		Billed Months & Revenue	583,119		9,020,891	563,828	8,999,831		9,645,678	46,994	
25		Usage kGals & Revenue	3,828,100		18,852,298	3,780,618	18,887,541		20,419,834		
26		Total Water Sales Revenue			27,882,989		27,887,172		30,065,510	8.6%	
27		Total CEUs	896,558			894,932					
28	Fire Protection										
29		Private Fire Protection	(Billed-Unit-Months)							Units	
30		Sprinklers	3"	72	85.95	8,908	72	8,908	96.40	6,940	6
31			4"	1,448	159.82	231,584	1,484	234,123	160.88	238,209	122
32			6"	1,952	319.84	827,526	1,980	833,283	321.32	836,221	185
33			8"	598	511.73	367,188	598	368,164	514.10	357,817	58
34			10"	191	735.61	140,502	204	150,064	739.02	150,761	17
35			12"	12	1,375.28	16,503	12	16,503	1,381.66	16,580	1
36		Total Sprinklers	4,383		1,380,181	4,428	1,387,046		1,403,528	389	
37		Private Hydrants	1,728	41.08	71,004	1,764	72,483	41.28	72,819	147	
38		Total Private Fire	8,111		1,451,185	8,192	1,460,529		1,476,347	6.5%	
39		Public Fire Protection	(Billed-Unit-Months)							3,084	
40		Hydrants	All Southern	11,151	54.18	603,938	11,400	617,424	54.16	617,424	950
41			Alpha Boro	12	20.83	250	12	250	22.29	267	1
42			Bayville	3,122	16.87	52,044	3,188	52,811	17.84	58,507	264
43			Callion Boro	312	45.83	14,299	312	14,299	48.04	15,300	28
44			Fredon Twp	228	20.83	4,749	228	4,749	22.29	5,082	19
45			Holland Twp- Church St	240	45.83	10,998	240	10,998	49.04	11,789	20
46			Holland Twp- Fox Hill Dr.	48	28.33	1,360	48	1,380	30.31	1,455	4
47			Lebanon	12	54.16	650	12	650	54.16	650	1
48			Other Central Phillipsburg	13,770	54.16	745,783	13,776	746,108	54.16	746,108	1,148
49			Subn Phillipsburg	4,848	54.16	262,566	4,884	264,517	54.16	264,517	407
50			Twn Upper Freehold	2,523	48.00	121,104	2,532	121,536	51.36	130,044	211
51			Twp	518	27.50	14,190	518	14,190	29.43	15,183	43
52		Total Public Fire	38,782		1,831,934	37,128	1,848,893		1,864,307	0.8%	
53		Total Water Sales & Fire Protection			31,166,117		31,005,596		33,406,164	7.7%	

NJ - Walkkill Water Tariff

Billing Determinants, Test Year Revenue, Comparison of Revenue at Present and Proposed Rates

Based on Test Year Ended Sep 30, 2013 Updated to Apr 2014

1,039 3 Yr Fctr

BDs updated through Apr 2014

Line No.	(1) Class	(2) Meter Size	1,047 3 Yr Fctr			BDs updated through Apr 2014				
			(3) As Filed PF Units	(4) Present Rate \$	(5) As Filed PF Rev PrstRt	(6) Updated PF Units	(7) Upd PF Rev Prnt Rta (\$)	(8) Proposed Rate \$	(9) Upd PF Rev Propd Rta (\$)	(10) Custs %Revolncrs
1	Residential									
2	Billed Months & Base Revenue									
3		Easement cust	-	-	-	-	-	-	-	-
4		5/8x3/4"	4,130	12.95	53,484	4,236	54,858	13.88	58,798	363
5		3/4"	-	19.43	-	-	-	20.82	-	-
6		1"	-	32.38	-	-	-	34.70	-	-
7		1-1/2"	-	64.75	-	-	-	69.40	-	-
8		2"	-	103.60	-	-	-	111.04	-	-
9		3"	-	194.25	-	-	-	208.20	-	-
10		6"	-	647.50	-	-	-	694.00	-	-
11		8"	-	1,036.00	-	-	-	1,110.40	-	-
12		Total Base Res	4,130		53,484	4,236	54,858		58,798	363
13										
14	Usage kGals & Revenue									
15		Allowance	-	-	-	-	-	-	-	-
16		Charged	17,113	1.122	19,201	17,134	19,224	2.424	41,532	
17		Total Usage Res	17,113		19,201	17,134	19,224		41,532	
18										
19		Total Residential Revenue			72,685		74,080		100,328	35.4%
20		<i>Avg Res Bill, all sizes</i>			<i>17.60</i>		<i>17.49</i>			
21	Commercial									
22	Billed Months & Base Revenue									
23		5/8x3/4"	189	12.95	2,448	189	2,176	13.88	2,332	14
24		3/4"	48	19.43	933	48	933	20.82	999	4
25		1"	252	32.38	8,160	252	8,160	34.70	8,744	21
26		1-1/2"	-	64.75	-	-	-	69.40	-	-
27		2"	15	103.60	1,554	24	2,488	111.04	2,685	2
28		3"	9	194.25	1,748	-	-	208.20	-	-
29		4"	-	323.75	-	-	-	347.00	-	-
30		6"	-	647.50	-	-	-	694.00	-	-
31		8"	-	1,036.00	-	-	-	1,110.40	-	-
32		Bulk	-	25.00	-	-	-	27.00	-	-
33		Raw 4"	-	-	-	-	-	-	-	-
34		Total Base COM	513		14,842	492	13,754		14,741	41
35										
36	Usage kGals & Revenue									
37		Allowance	-	-	-	-	-	-	-	-
38		Charged	13,991	1.122	15,698	14,473	16,236	2.424	35,082	
39		Total Usage COM	13,991		15,698	14,473	16,236		35,082	
40										
41		Total Commercial Revenue			30,540		29,993		48,822	66.1%
42										
43	Industrial									
44	Billed Months & Base Revenue									
45		5/8x3/4"	-	12.95	-	-	-	13.88	-	-
46		3/4"	-	19.43	-	-	-	20.82	-	-
47		1"	-	32.38	-	-	-	34.70	-	-
48		1-1/2"	-	64.75	-	-	-	69.40	-	-
49		2"	-	103.60	-	-	-	111.04	-	-
50		3"	-	194.25	-	-	-	208.20	-	-
51		4"	-	323.75	-	-	-	347.00	-	-
52		6"	-	647.50	-	-	-	694.00	-	-
53		8"	-	1,036.00	-	-	-	1,110.40	-	-
54		10"	-	1,488.25	-	-	-	1,586.20	-	-
55		Total Base IND	-		-	-	-		-	-
56										
57	Usage kGals & Revenue									
58		Allowance	-	-	-	-	-	-	-	-
59		Charged	-	1.122	-	-	-	2.424	-	-
60		Total Usage IND	-		-	-	-		-	
61										
62		Total Industrial Revenue			-		-		-	0.0%

NJ - Walkkill Water Tariff

Billing Determinants, Test Year Revenue, Comparison of Revenue at Present and Proposed Rates
Based on Test Year Ended Sep 30, 2013 Updated to Apr 2014

Line No.	(1) Class	(2) Size	(3) As Filed PF Units	(4) Present Rate \$	(5) As Filed PF Rev PrstRt	(6) Updated PF Units	(7) Upd PF Rev Prnt Rts (\$)	(8) Proposed Rate \$	(9) Upd PF Rev Prpsd Rts (\$)	(10) Custs %RevIncrs
1	Public Authorities									
2	Billed Months & Base Revenue									
3		5/8x3/4"	-	12.85	-	-	-	13.88	-	-
4		3/4"	-	19.43	-	-	-	20.82	-	-
5		1"	-	32.38	-	-	-	34.70	-	-
6		1-1/2"	-	84.75	-	-	-	89.40	-	-
7		2"	-	103.60	-	-	-	111.04	-	-
8		3"	-	184.25	-	-	-	208.20	-	-
9		4"	-	323.75	-	-	-	347.00	-	-
10		5"	-	647.50	-	-	-	694.00	-	-
11		8"	-	1,036.00	-	-	-	1,110.40	-	-
12	Total Measured PUB									
13										
14	Usage kGals & Revenue									
15		Allowance	-	-	-	-	-	-	-	-
16		Charged	-	1.122	-	-	-	2.424	-	-
17	Total Usage PUB									
18										
19	Total Public Authorities Revenue									
20										
21	Other Water Sales									
22	Usage kGals & Revenue									
23		Total Buys OTH	-	various	-	(to COM)	-	27.00	-	-
24		Total Usage OTH	-	1.122	-	-	-	2.424	-	-
25	Total Other Revenue									
26										
27	Total Water Sales									
28	Billed Months & Revenue		4,643		88,326	4,728	88,611		73,538	39%
29	Usage kGals & Revenue		31,105		34,809	31,808	35,462		76,614	
30	Total Water Sales Revenue				103,226		104,073		150,160	44.3%
31	Total CEUs		5,275			5,288				
32										
33	Fire Protection									
34	Private Fire Protection		(Billed-Unit-Months)							Units
35	Sprinklers	3"	-	85.85	-	-	-	86.40	-	-
36		4"	-	159.92	-	-	-	160.68	-	-
37		6"	-	319.84	-	-	-	321.32	-	-
38		8"	-	511.73	-	-	-	514.10	-	-
39		10"	-	735.61	-	-	-	739.02	-	-
40		12"	-	1,375.28	-	-	-	1,381.86	-	-
41	Total Sprinklers									
42										
43	Private Hydrants		-	41.09	-	-	-	41.28	-	-
44	Total Private Fire									
45										
46										
47	Public Fire Protection		(Billed-Unit-Months)							42
48	Hydrants									
49										
50										
51										
52										
53										
54										
55		Hardyston Township	504	10.83	5,458	504	5,458	11.59	5,840	42
56										
57										
58										
59										
60										
61										
62										
63	Total Public Fire		504		5,458	504	5,458		5,840	7.0%
64										
65	Total Water Sales & Fire Protection									
					108,683			109,531	155,991	42.4%

NJ - Vernon Water Tariff

Billing Determinants, Test Year Revenue, Comparison of Revenue at Present and Proposed Rates

Based on Test Year Ended Sep 30, 2013 Updated to Apr 2014

Line No.	(1) Class	(2) Meter Size	1.047 3 Yr Fcst			1.039 3 Yr Fcst		(8) Proposed Rate \$	(9) Propd Rte (\$)	(10) Custs %Revincre
			(3) As Filed PF Units	(4) Present Rate \$	(5) AsFiled PF Rev Prctft	(6) Updated PF Units	(7) Upd PF Rev Prnt Rte (\$)			
1	Residential									
2	Billed Months & Base Revenue									
3		Easement cust	-	-	-	-	-	-	-	-
4		5/8x3/4"	2,368	11.50	27,232	2,388	27,462	13.88	33,145	199
5		3/4"	-	17.25	-	-	-	20.82	-	-
6		1"	12	28.75	345	12	345	34.70	416	1
7		1-1/2"	-	57.50	-	-	-	69.40	-	-
8		2"	-	92.00	-	-	-	111.04	-	-
9		3"	-	172.50	-	-	-	208.20	-	-
10		6"	-	575.00	-	-	-	694.00	-	-
11		8"	-	920.00	-	-	-	1,110.40	-	-
12		Total Base Res	2,380		27,577	2,400	27,807		33,562	200
13										
14	Usage kGals & Revenue									
15		Allowance	-	-	-	-	-	-	-	-
16		Charged	11,280	4.477	50,547	11,249	50,361	5.387	60,597	-
17		Total Usage Res	11,280		50,547	11,249	50,361		60,597	
18										
19		Total Residential Revenue			78,124		78,188		94,159	20.5%
20		<i>Avg Res Bill, all sizes</i>			<i>32.83</i>		<i>32.57</i>			
21	Commercial									
22	Billed Months & Base Revenue									
23		5/8x3/4"	-	11.50	-	-	-	13.88	-	-
24		3/4"	-	17.25	-	-	-	20.82	-	-
25		1"	-	28.75	-	-	-	34.70	-	-
26		1-1/2"	-	57.50	-	-	-	69.40	-	-
27		2"	-	92.00	-	-	-	111.04	-	-
28		3"	-	172.50	-	-	-	208.20	-	-
29		4"	-	287.50	-	-	-	347.00	-	-
30		6"	-	575.00	-	-	-	694.00	-	-
31		8"	-	920.00	-	-	-	1,110.40	-	-
32		Bulk	-	25.00	-	-	-	27.00	-	-
33		Raw 4"	-	-	-	-	-	-	-	-
34		Total Base COM								
35										
36	Usage kGals & Revenue									
37		Allowance	-	-	-	-	-	-	-	-
38		Charged	-	4.477	-	-	-	5.387	-	-
39		Total Usage COM								
40										
41		Total Commercial Revenue								0.0%
42										
43	Industrial									
44	Billed Months & Base Revenue									
45		5/8x3/4"	-	11.50	-	-	-	13.88	-	-
46		3/4"	-	17.25	-	-	-	20.82	-	-
47		1"	-	28.75	-	-	-	34.70	-	-
48		1-1/2"	-	57.50	-	-	-	69.40	-	-
49		2"	-	92.00	-	-	-	111.04	-	-
50		3"	-	172.50	-	-	-	208.20	-	-
51		4"	-	287.50	-	-	-	347.00	-	-
52		6"	-	575.00	-	-	-	694.00	-	-
53		8"	-	920.00	-	-	-	1,110.40	-	-
54		10"	-	1,322.50	-	-	-	1,596.20	-	-
55		Total Base IND								
56										
57	Usage kGals & Revenue									
58		Allowance	-	-	-	-	-	-	-	-
59		Charged	-	4.477	-	-	-	5.387	-	-
60		Total Usage IND								
61										
62		Total Industrial Revenue								0.0%

NJ - Vernon Water Tariff

Billing Determinants, Test Year Revenue, Comparison of Revenue at Present and Proposed Rates
Based on Test Year Ended Sep 30, 2013 Updated to Apr 2014

Line No.	(1) Class	(2) Size	(3) As Filed PF Units	(4) Present Rate \$	(5) As Filed PF Rev PrntRt	(6) Updated PF Units	(7) Upd PF Rev Prnt Rts (\$)	(8) Proposed Rate \$	(9) Upd PF Rev Prpsd Rts (\$)	(10) Custs %RevIncrs
1	Public Authorities									
2	Billed Months & Base Revenue									
3		5/8x3/4"	-	11.90	-	-	-	13.88	-	-
4		3/4"	-	17.25	-	-	-	20.82	-	-
5		1"	-	28.75	-	-	-	34.70	-	-
6		1-1/2"	-	67.60	-	-	-	69.40	-	-
7		2"	-	92.00	-	-	-	111.04	-	-
8		3"	-	172.90	-	-	-	208.20	-	-
9		4"	-	287.60	-	-	-	347.00	-	-
10		6"	-	575.00	-	-	-	684.00	-	-
11		8"	-	920.00	-	-	-	1,110.40	-	-
12	Total Measured PUB									
13										
14	Usage kGals & Revenue									
15		Allowance	-	-	-	-	-	-	-	-
16		Charged	-	4.477	-	-	-	6.387	-	-
17	Total Usage PUB									
18										
19	Total Public Authorities Revenue									
20										
21	Other Water Sales									
22	Usage kGals & Revenue									
23		Total Buys OTH	-	various	-	(to COM)	-	27.00	-	-
24		Total Usage OTH	-	4.477	-	-	-	5.387	-	-
25	Total Other Revenue									
26										
27	Total Water Sales									
28		Billed Months & Revenue	2,380	-	27,577	2,400	27,807	33,582	200	
29		Usage kGals & Revenue	11,290	-	50,547	11,249	50,361	60,597		
30	Total Water Sales Revenue									
31		Total CEUs	2,388	-	78,124	2,418	78,168	94,159		20.5%
32										
33	Fire Protection									
34		Private Fire Protection								Units
35		Sprinklers 3"	-	95.95	-	-	-	98.40	-	-
36		4"	-	159.02	-	-	-	180.68	-	-
37		5"	-	319.84	-	-	-	321.32	-	-
38		8"	-	511.73	-	-	-	514.10	-	-
39		10"	-	738.61	-	-	-	738.02	-	-
40		12"	-	1,375.28	-	-	-	1,381.66	-	-
41	Total Sprinklers									
42										
43		Private Hydrants	-	41.09	-	-	-	41.28	-	-
44	Total Private Fire									
45										
46										
47		Public Fire Protection								Units
48		Hydrants	-	-	-	-	-	-	-	-
49			-	-	-	-	-	-	-	-
50			-	-	-	-	-	-	-	-
51			-	-	-	-	-	-	-	-
52			-	-	-	-	-	-	-	-
53			-	-	-	-	-	-	-	-
54			-	-	-	-	-	-	-	-
55			-	-	-	-	-	-	-	-
56			-	-	-	-	-	-	-	-
57			-	-	-	-	-	-	-	-
58			-	-	-	-	-	-	-	-
59			-	-	-	-	-	-	-	-
60			-	-	-	-	-	-	-	-
61			-	-	-	-	-	-	-	-
62			-	-	-	-	-	-	-	-
63	Total Public Fire									
64										
65	Total Water Sales & Fire Protection									
					78,124		78,168	94,159		20.5%

NJ - Lawrenceville Water Tariff

Billing Determinants, Test Year Revenue, Comparison of Revenue at Present and Proposed Rates

Based on Test Year Ended Sep 30, 2013 Updated to Apr 2014

1.039 3 Yr Fctr
BDs updated through Apr 2014

Line No.	(1) Class	(2) Motor Size	1.047 3 Yr Fctr			1.039 3 Yr Fctr				
			(3) As Filed PF Units	(4) Present Rate \$	(5) As Filed PF Rev PrctRT	(6) Updated PF Units	(7) Upd PF Rev Prnt Rts (\$)	(8) Proposed Rate \$	(9) Upd PF Rev Prpsd Rts (\$)	(10) Custs %Revincre
1	Residential									
2	Billed Months & Base Revenue									
3		Easement cost	-	-	-	-	-	-	-	-
4		5/8x3/4"	5,569	11.50	64,044	5,568	64,032	13.88	77,284	464
5		3/4"	24,618	17.25	424,861	24,732	426,827	20.82	514,920	2,061
6		1"	300	28.75	8,625	288	8,280	34.70	9,994	24
7		1-1/2"	12	57.50	690	12	690	69.40	833	1
8		2"	144	92.00	13,248	144	13,248	111.04	15,990	12
9		3"	-	172.50	-	-	-	208.20	-	-
10		6"	-	575.00	-	-	-	694.00	-	-
11		8"	-	920.00	-	-	-	1,110.40	-	-
12		Total Base Res	30,843		511,267	30,744	512,877		619,020	2,562
13										
14	Usage kGals & Revenue									
15		Allowance	-	-	-	-	-	-	-	-
16		Charged	147,568	4.864	717,777	146,381	711,995	5.387	788,552	-
17		Total Usage Res	147,568		717,777	146,381	711,995		788,552	
18										
19		Total Residential Revenue			1,229,044		1,224,872		1,407,572	14.9%
20		<i>Avg Res Bill, all sizes</i>			<i>40.11</i>		<i>39.84</i>			
21	Commercial									
22	Billed Months & Base Revenue									
23		5/8x3/4"	218	11.50	2,484	218	2,484	13.88	2,898	18
24		3/4"	408	17.25	7,038	408	7,038	20.82	8,495	34
25		1"	115	28.75	3,306	98	2,780	34.70	3,331	8
26		1-1/2"	52	57.50	2,990	36	2,070	69.40	2,498	3
27		2"	91	92.00	8,372	108	9,936	111.04	11,992	9
28		3"	36	172.50	6,210	38	6,210	208.20	7,495	3
29		4"	12	287.50	3,450	12	3,450	347.00	4,164	1
30		6"	-	575.00	-	-	-	694.00	-	-
31		8"	12	920.00	11,040	12	11,040	1,110.40	13,325	1
32		Bulk	27	25.00	675	24	600	27.00	648	2
33		Raw 4"	-	-	-	-	-	-	-	-
34		Total Base COM	989		45,565	948	45,588		54,947	79
35										
36	Usage kGals & Revenue									
37		Allowance	-	-	-	-	-	-	-	-
38		Charged	22,538	4.864	109,623	22,479	109,339	5.387	121,085	-
39		Total Usage COM	22,538		109,623	22,479	109,339		121,085	
40										
41		Total Commercial Revenue			155,188		154,927		178,042	13.6%
42										
43	Industrial									
44	Billed Months & Base Revenue									
45		5/8x3/4"	-	11.50	-	-	-	13.88	-	-
46		3/4"	-	17.25	-	-	-	20.82	-	-
47		1"	-	28.75	-	-	-	34.70	-	-
48		1-1/2"	-	57.50	-	-	-	69.40	-	-
49		2"	-	92.00	-	-	-	111.04	-	-
50		3"	-	172.50	-	-	-	208.20	-	-
51		4"	-	287.50	-	-	-	347.00	-	-
52		6"	-	575.00	-	-	-	694.00	-	-
53		8"	-	920.00	-	-	-	1,110.40	-	-
54		10"	-	1,322.50	-	-	-	1,598.20	-	-
55		Total Base IND	-		-	-	-	-	-	-
56										
57	Usage kGals & Revenue									
58		Allowance	-	-	-	-	-	-	-	-
59		Charged	-	4.864	-	-	-	5.387	-	-
60		Total Usage IND	-		-	-	-	-	-	-
61										
62		Total Industrial Revenue			-		-		-	0.0%

NJ - Lawrenceville Water Tariff

Billing Determinants, Test Year Revenue, Comparison of Revenue at Present and Proposed Rates
 Based on Test Year Ended Sep 30, 2013 Updated to Apr 2014

Line No.	(1) Class	(2) Size	(3) As Filed PF Units	(4) Present Rate \$	(5) AsFiled PF Rev PrstRt	(6) Updated PF Units	(7) Upd PF Rev Prst Rts (\$)	(8) Proposed Rate \$	(9) Upd PF Rev Propd Rts (\$)	(10) Custs %Revolvers
1	Public Authorities									
2	Billed Months & Base Revenue									
3		5/8x3/4"	-	11.50	-	-	-	13.88	-	-
4		3/4"	-	17.25	-	-	-	20.82	-	-
5		1"	-	28.75	-	-	-	34.70	-	-
6		1-1/2"	-	57.50	-	-	-	69.40	-	-
7		2"	-	92.00	-	-	-	111.04	-	-
8		3"	-	172.50	-	-	-	208.20	-	-
9		4"	-	287.50	-	-	-	347.00	-	-
10		6"	-	575.00	-	-	-	694.00	-	-
11		8"	-	920.00	-	-	-	1,110.40	-	-
12	Total Measured PUB									
13										
14	Usage kGals & Revenue									
15		Allowance	-	-	-	-	-	-	-	-
16		Charged	-	4.884	-	-	-	5.387	-	-
17	Total Usage PUB									
18										
19	Total Public Authorities Revenue									
20										
21	Other Water Sales									
22	Usage kGals & Revenue									
23		Total Buys OTH	-	various	-	(to COM)	-	27.00	-	-
24		Total Usage OTH	-	4.884	-	-	-	5.387	-	-
25	Total Other Revenue									
26										
27	Total Water Sales									
28	Billed Months & Revenue		31,812		556,832	31,892	558,485		673,987	2,841
29	Usage kGals & Revenue		170,107		827,400	168,660	821,534		909,647	
30	Total Water Sales Revenue				1,384,232		1,379,799		1,583,614	14.8%
31	Total CEUs		48,414			48,856				
32										
33	Fire Protection									
34	Private Fire Protection (Billed-Unit-Months)									
35	Sprinklers									
36		3"	-	85.95	-	-	-	98.40	-	Units
37		4"	-	159.92	-	-	-	180.65	-	-
38		6"	-	319.84	-	-	-	321.32	-	-
39		8"	-	511.73	-	-	-	514.10	-	-
40		10"	-	735.61	-	-	-	739.02	-	-
41		12"	-	1,375.28	-	-	-	1,381.66	-	-
42	Total Sprinklers									
43	Private Hydrants									
44		Total Private Fire	-	41.08	-	-	-	41.28	-	0.0%
45										
46	Public Fire Protection (Billed-Unit-Months)									
47	Hydrants									
48		Lawrenceville	2,818	22.79	64,177	2,832	64,541	24.39	69,059	236
49			-	-	-	-	-	-	-	-
50			-	-	-	-	-	-	-	-
51			-	-	-	-	-	-	-	-
52			-	-	-	-	-	-	-	-
53			-	-	-	-	-	-	-	-
54			-	-	-	-	-	-	-	-
55			-	-	-	-	-	-	-	-
56			-	-	-	-	-	-	-	-
57			-	-	-	-	-	-	-	-
58			-	-	-	-	-	-	-	-
59			-	-	-	-	-	-	-	-
60			-	-	-	-	-	-	-	-
61			-	-	-	-	-	-	-	-
62			-	-	-	-	-	-	-	-
63	Total Public Fire		2,818		64,177	2,832	64,541		69,059	7.0%
64										
65	Total Water Sales & Fire Protection				1,448,409		1,444,340		1,652,673	14.4%

NJ - Tranquility Springs Water Tariff

Billing Determinants, Test Year Revenue, Comparison of Revenue at Present and Proposed Rates

Based on Test Year Ended Sep 30, 2013 Updated to Apr 2014

1.039 3 Yr Fctr
BDs updated through Apr 2014

Line No.	(1) Class	(2) Meter Size	1.047 3 Yr Fctr			1.039 3 Yr Fctr				
			(3) As Filed PF Units	(4) Present Rate \$	(5) As Filed PF Rev PrctRt	(6) Updated PF Units	(7) Upd PF Rev Prct Rts (\$)	(8) Proposed Rate \$	(9) Upd PF Rev Prctd Rts (\$)	(10) Custs %Revlncrs
1	Residential									
2	Billed Months & Base Revenue									
3	Easement cust									
4	5/8x3/4"		531	25.00	13,275	540	13,500	25.00	13,500	45
5	3/4"		-	37.50	-	-	-	37.50	-	-
6	1"		-	62.50	-	-	-	62.50	-	-
7	1-1/2"		-	125.00	-	-	-	125.00	-	-
8	2"		-	200.00	-	-	-	200.00	-	-
9	3"		-	375.00	-	-	-	375.00	-	-
10	6"		-	-	-	-	-	-	-	-
11	8"		-	-	-	-	-	-	-	-
12	Total Base Res		531		13,275	540	13,500		13,500	45
13	Usage kGals & Revenue									
14	Allowance									
15	Charged									
16	Total Usage Res		2,923	4,600	13,152	3,031	13,638	4,500	13,638	
17	Total Usage Res		2,923		13,152	3,031	13,638		13,638	
18	Total Residential Revenue									
19	Total Residential Revenue				26,427		27,138		27,138	0.0%
20	Avg Res Bill, all sizes				49.77		50.26			
21	Commercial									
22	Billed Months & Base Revenue									
23	5/8x3/4"		-	25.00	-	-	-	25.00	-	-
24	3/4"		-	37.50	-	-	-	37.50	-	-
25	1"		-	62.50	-	-	-	62.50	-	-
26	1-1/2"		-	125.00	-	-	-	125.00	-	-
27	2"		-	200.00	-	-	-	200.00	-	-
28	3"		-	375.00	-	-	-	375.00	-	-
29	4"		-	625.00	-	-	-	625.00	-	-
30	6"		-	-	-	-	-	-	-	-
31	8"		-	-	-	-	-	-	-	-
32	Bulk		-	-	-	-	-	-	-	-
33	Raw 4"		-	-	-	-	-	-	-	-
34	Total Base COM		-		-	-	-		-	-
35	Usage kGals & Revenue									
36	Allowance									
37	Charged									
38	Total Usage COM		-	4,500	-	-	-	4,500	-	-
39	Total Usage COM		-		-	-	-		-	-
40	Total Commercial Revenue									
41	Total Commercial Revenue				-		-		-	0.0%
42	Industrial									
43	Billed Months & Base Revenue									
44	5/8x3/4"		-	25.00	-	-	-	25.00	-	-
45	3/4"		-	37.50	-	-	-	37.50	-	-
46	1"		-	62.50	-	-	-	62.50	-	-
47	1-1/2"		-	125.00	-	-	-	125.00	-	-
48	2"		-	200.00	-	-	-	200.00	-	-
49	3"		-	375.00	-	-	-	375.00	-	-
50	4"		-	625.00	-	-	-	625.00	-	-
51	6"		-	-	-	-	-	-	-	-
52	8"		-	-	-	-	-	-	-	-
53	10"		-	-	-	-	-	-	-	-
54	Total Base IND		-		-	-	-		-	-
55	Usage kGals & Revenue									
56	Allowance									
57	Charged									
58	Total Usage IND		-	4,500	-	-	-	4,500	-	-
59	Total Usage IND		-		-	-	-		-	-
60	Total Industrial Revenue									
61	Total Industrial Revenue				-		-		-	0.0%
62	Total Industrial Revenue				-		-		-	0.0%

NJ - Tranquillity Springs Water Tariff

Billing Determinants, Test Year Revenue, Comparison of Revenue at Present and Proposed Rates

Based on Test Year Ended Sep 30, 2013 Updated to Apr 2014

Line No.	(1) Class	(2) Size	(3) As Filed PF Units	(4) Present Rate \$	(5) As Filed PF Rev PrstRt	(6) Updated PF Units	(7) Upp PF Rev Prnt Rts (\$)	(8) Proposed Rate \$	(9) Upp PF Rev Prpd Rts (\$)	(10) Custs %Revincrs
1	Public Authorities									
2	Billed Months & Base Revenue									
3	5/8x3/4"		-	25.00	-	-	-	25.00	-	-
4	3/4"		-	37.50	-	-	-	37.50	-	-
5	1"		-	62.50	-	-	-	62.50	-	-
6	1-1/2"	12	12	125.00	1,500	12	1,500	125.00	1,500	7
7	2"		-	200.00	-	-	-	200.00	-	-
8	3"		-	375.00	-	-	-	375.00	-	-
9	4"		-	625.00	-	-	-	625.00	-	-
10	6"		-	-	-	-	-	-	-	-
11	8"		-	-	-	-	-	-	-	-
12	Total Measured PUB		12		1,500	12	1,500		1,500	7
13	Usage kGals & Revenue									
14	Allowance									
15			-	-	-	-	-	-	-	-
16	Charged		398	4,500	1,790	455	2,047	4,500	2,047	
17	Total Usage PUB		398		1,790	455	2,047		2,047	
18	Total Public Authorities Revenue									
19					3,290		3,547		3,547	0.0%
20	Other Water Sales									
21	Usage kGals & Revenue									
22	Total Buys OTH									
23			-	various	-	(to COM)	-	-	-	-
24	Total Usage OTH		-	4,500	-	-	-	4,500	-	-
25	Total Other Revenue				-	-	-	-	-	0.0%
26	Total Water Sales									
27	Billed Months & Revenue									
28			543		14,775	552	15,000		15,000	48
29	Usage kGals & Revenue		3,320		14,942	3,468	15,685		15,685	
30	Total Water Sales Revenue				28,717		30,685		30,685	0.0%
31	Total CEUs		591			600				
32	Fire Protection									
33	Private Fire Protection (Billed-Unit-Months)									
34	Sprinklers									
35	3"		-	23.44	-	-	-	98.40	-	-
36	4"		-	41.87	-	-	-	160.66	-	-
37	6"		-	93.71	-	-	-	321.32	-	-
38	8"		-	166.53	-	-	-	514.10	-	-
39	10"		-	260.34	-	-	-	739.02	-	-
40	12"		-	374.90	-	-	-	1,381.66	-	-
41	Total Sprinklers				-	-	-	-	-	-
42	Private Hydrants									
43			-	41.87	-	-	-	41.28	-	-
44	Total Private Fire				-	-	-	-	-	0.0%
45	Public Fire Protection (Billed-Unit-Months)									
46	Hydrants									
47			-	-	-	-	-	-	-	23
48			-	-	-	-	-	-	-	-
49			-	-	-	-	-	-	-	-
50			-	-	-	-	-	-	-	-
51			-	-	-	-	-	-	-	-
52			-	-	-	-	-	-	-	-
53			-	-	-	-	-	-	-	-
54			-	-	-	-	-	-	-	-
55			-	-	-	-	-	-	-	-
56			-	-	-	-	-	-	-	-
57			-	-	-	-	-	-	-	-
58			-	-	-	-	-	-	-	-
59			-	-	-	-	-	-	-	-
60			-	-	-	-	-	-	-	-
61	Tranquillity Springs		276	41.67	11,500	276	11,500	44.58	12,305	23
62	Total Public Fire		276		11,500	276	11,500		12,305	7.0%
63	Total Water Sales & Fire Protection									
64					41,217		42,185		42,890	1.9%

NJ - Berkley Prvt Fire Water Tariff

Billing Determinants, Test Year Revenue, Comparison of Revenue at Present and Proposed Rates

Based on Test Year Ended Sep 30, 2013 Updated to Apr 2014

1.039 3 Yr Fctr
BDRs updated through Apr 2014

Line No.	(1) Class	(2) Meter Size	1.047 3 Yr Fctr			1.039 3 Yr Fctr			(9) Propsd Rts (\$)	(10) Custs %Reviners
			(3) As Filed PF Units	(4) Present Rate \$	(5) As Filed PF Rev PrstRT	(6) Updated PF Units	(7) Upd PF Rev Prst Rts (\$)	(8) Proposed Rate \$		
1	Residential									
2	Billed Months & Base Revenue									
3		Essment cust	-	-	-	-	-	-	-	-
4		5/8x3/4"	-	-	-	-	-	-	-	-
5		3/4"	-	-	-	-	-	-	-	-
6		1"	-	-	-	-	-	-	-	-
7		1-1/2"	-	-	-	-	-	-	-	-
8		2"	-	-	-	-	-	-	-	-
9		3"	-	-	-	-	-	-	-	-
10		6"	-	-	-	-	-	-	-	-
11		8"	-	-	-	-	-	-	-	-
12		Total Base Res	-	-	-	-	-	-	-	-
13										
14	Usage kGals & Revenue									
15		Allowance	-	-	-	-	-	-	-	-
16		Charged	-	-	-	-	-	-	-	-
17		Total Usage Res	-	-	-	-	-	-	-	-
18										
19		Total Residential Revenue	-	-	-	-	-	-	-	0.0%
20		<i>Avg Res Bill, all sizes</i>	-	-	-	-	-	-	-	-
21	Commercial									
22	Billed Months & Base Revenue									
23		5/8x3/4"	-	-	-	-	-	-	-	-
24		3/4"	-	-	-	-	-	-	-	-
25		1"	-	-	-	-	-	-	-	-
26		1-1/2"	-	-	-	-	-	-	-	-
27		2"	-	-	-	-	-	-	-	-
28		3"	-	-	-	-	-	-	-	-
29		4"	-	-	-	-	-	-	-	-
30		6"	-	-	-	-	-	-	-	-
31		8"	-	-	-	-	-	-	-	-
32		Bulk	-	-	-	-	-	-	-	-
33		Raw 4"	-	-	-	-	-	-	-	-
34		Total Base COM	-	-	-	-	-	-	-	-
35										
36	Usage kGals & Revenue									
37		Allowance	-	-	-	-	-	-	-	-
38		Charged	-	-	-	-	-	-	-	-
39		Total Usage COM	-	-	-	-	-	-	-	-
40										
41		Total Commercial Revenue	-	-	-	-	-	-	-	0.0%
42										
43	Industrial									
44	Billed Months & Base Revenue									
45		5/8x3/4"	-	-	-	-	-	-	-	-
46		3/4"	-	-	-	-	-	-	-	-
47		1"	-	-	-	-	-	-	-	-
48		1-1/2"	-	-	-	-	-	-	-	-
49		2"	-	-	-	-	-	-	-	-
50		3"	-	-	-	-	-	-	-	-
51		4"	-	-	-	-	-	-	-	-
52		6"	-	-	-	-	-	-	-	-
53		8"	-	-	-	-	-	-	-	-
54		10"	-	-	-	-	-	-	-	-
55		Total Base IND	-	-	-	-	-	-	-	-
56										
57	Usage kGals & Revenue									
58		Allowance	-	-	-	-	-	-	-	-
59		Charged	-	-	-	-	-	-	-	-
60		Total Usage IND	-	-	-	-	-	-	-	-
61										
62		Total Industrial Revenue	-	-	-	-	-	-	-	0.0%

NJ - Berkley Prvt Fire Water Tariff

Billing Determinants, Test Year Revenue, Comparison of Revenue at Present and Proposed Rates

Based on Test Year Ended Sep 30, 2013 Updated to Apr 2014

Line No.	(1) Class	(2) Size	(3) As Filed PF Units	(4) Present Rate \$	(5) As Filed PF Rev PrstRt	(6) Updated PF Units	(7) Upd PF Rev Prnt Rts (\$)	(8) Proposed Rate \$	(9) Upd PF Rev Prpsd Rts (\$)	(10) Custs %Revnrcs
1	Public Authorities									
2	Billed Months & Base Revenue									
3		5/6x3/4"	-	-	-	-	-	-	-	-
4		3/4"	-	-	-	-	-	-	-	-
5		1"	-	-	-	-	-	-	-	-
6		1-1/2"	-	-	-	-	-	-	-	-
7		2"	-	-	-	-	-	-	-	-
8		3"	-	-	-	-	-	-	-	-
9		4"	-	-	-	-	-	-	-	-
10		6"	-	-	-	-	-	-	-	-
11		8"	-	-	-	-	-	-	-	-
12	Total Measured PUB									
13										
14	Usage kGals & Revenue									
15		Allowance	-	-	-	-	-	-	-	-
16		Charged	-	-	-	-	-	-	-	-
17	Total Usage PUB									
18										
19	Total Public Authorities Revenue									
20										
21	Other Water Sales									
22	Usage kGals & Revenue									
23		Total Buys OTH	-	various	-	(to COM)	-	-	-	-
24		Total Usage OTH	-	-	-	-	-	-	-	-
25	Total Other Revenue									
26										
27	Total Water Sales									
28	Billed Months & Revenue									
29	Usage kGals & Revenue									
30	Total Water Sales Revenue									
31	Total CELs									
32										
33	Fire Protection									
34	Private Fire Protection (Billed-Unit-Months)									
35	Sprinklers	3"	12	72.37	868	12	868	89.02	1,088	Units 7
36		4"	49	120.82	5,910	80	7,237	148.36	8,902	8
37		6"	48	241.24	11,580	84	20,284	296.73	24,926	7
38		8"	36	385.98	13,895	36	13,895	474.78	17,091	3
39		10"	-	-	-	-	-	682.80	-	-
40		12"	-	-	-	-	-	1,275.94	-	-
41	Total Sprinklers									
42										
43	Private Hydrants									
44	Total Private Fire									
45										
46	Public Fire Protection (Billed-Unit-Months)									
47	Hydrants									
48			-	-	-	-	-	-	-	-
49			-	-	-	-	-	-	-	-
50			-	-	-	-	-	-	-	-
51			-	-	-	-	-	-	-	-
52			-	-	-	-	-	-	-	-
53			-	-	-	-	-	-	-	-
54			-	-	-	-	-	-	-	-
55			-	-	-	-	-	-	-	-
56			-	-	-	-	-	-	-	-
57			-	-	-	-	-	-	-	-
58			-	-	-	-	-	-	-	-
59			-	-	-	-	-	-	-	-
60			-	-	-	-	-	-	-	-
61			-	-	-	-	-	-	-	-
62			-	-	-	-	-	-	-	-
63	Total Public Fire									
64										
65	Total Water Sales & Fire Protection									

NJ - Lopatcong Twap Golf Club Water Tariff

Billing Determinants, Test Year Revenue, Comparison of Revenue at Present and Proposed Rates

Based on Test Year Ended Sep 30, 2013 Updated to Apr 2014

1,039 3 Yr Fctr
BDs updated through Apr 2014

Line No.	(1) Class	(2) Meter Size	1,047 3 Yr Fctr		BDs updated through Apr 2014		(8) Proposed Rate \$	(9) Upd PF Rev Prpsd Rte (\$)	(10) Custs %RevIncrs
			(3) As Filed PF Units	(4) Present Rate \$	(5) AsFiled PF Rev Prs(Rt)	(6) Updated PF Units			
1	Residential								
2	Billed Months & Base Revenue								
3		Easement cust	-	-	-	-	-	-	-
4		5/8x3/4"	-	-	-	-	13.88	-	-
5		3/4"	-	-	-	-	-	-	-
6		1"	-	-	-	-	-	-	-
7		1-1/2"	-	-	-	-	-	-	-
8		2"	-	-	-	-	-	-	-
9		3"	-	-	-	-	-	-	-
10		4"	-	-	-	-	-	-	-
11		6"	-	-	-	-	-	-	-
12		8"	-	-	-	-	-	-	-
12		<u>Total Base Res</u>	-	-	-	-	-	-	-
13									
14	Usage kGals & Revenue								
15		Allowance	-	-	-	-	-	-	-
16		Charged	-	0.986	-	-	1.077	-	-
17		<u>Total Usage Res</u>	-	-	-	-	-	-	-
18									
19		<u>Total Residential Revenue</u>	-	-	-	-	-	-	0.0%
20		<i>Avg Res Bill, all sizes</i>	-	-	-	-	-	-	-
21	Commercial								
22	Billed Months & Base Revenue								
23		5/8x3/4"	-	-	-	-	13.88	-	-
24		3/4"	-	-	-	-	-	-	-
25		1"	-	-	-	-	-	-	-
26		1-1/2"	-	-	-	-	-	-	-
27		2"	-	-	-	-	-	-	-
28		3"	-	-	-	-	-	-	-
29		4"	-	-	-	-	-	-	-
30		6"	-	-	-	-	347.00	-	-
31		8"	-	-	-	-	-	-	-
32		Bulk	-	-	-	-	-	-	-
33		Raw 4"	7	358.72	2,511	7	2,511	347.00	2,429
34		<u>Total Base COM</u>	7	-	2,511	7	2,511	-	2,429
35									
36	Usage kGals & Revenue								
37		Allowance	-	-	-	-	-	-	-
38		Charged	18,457	0.986	18,226	22,498	22,183	1,077	24,230
39		<u>Total Usage COM</u>	18,457	-	18,226	22,496	22,183	-	24,230
40									
41		<u>Total Commercial Revenue</u>	-	-	18,737	-	24,694	-	26,659
42									
43	Industrial								
44	Billed Months & Base Revenue								
45		5/8x3/4"	-	-	-	-	13.88	-	-
46		3/4"	-	-	-	-	-	-	-
47		1"	-	-	-	-	-	-	-
48		1-1/2"	-	-	-	-	-	-	-
49		2"	-	-	-	-	-	-	-
50		3"	-	-	-	-	-	-	-
51		4"	-	-	-	-	-	-	-
52		6"	-	-	-	-	347.00	-	-
53		8"	-	-	-	-	-	-	-
54		10"	-	-	-	-	-	-	-
55		<u>Total Base IND</u>	-	-	-	-	-	-	-
56									
57	Usage kGals & Revenue								
58		Allowance	-	-	-	-	-	-	-
59		Charged	-	0.986	-	-	1.077	-	-
60		<u>Total Usage IND</u>	-	-	-	-	-	-	-
61									
62		<u>Total Industrial Revenue</u>	-	-	-	-	-	-	0.0%

NJ - Lopatcong Twp Golf Club Water Tariff

Billing Determinants, Test Year Revenue, Comparison of Revenue at Present and Proposed Rates

Based on Test Year Ended Sep 30, 2013 Updated to Apr 2014

Line No.	(1) Class	(2) Size	(3) As Filed PF Units	(4) Present Rate \$	(5) As Filed PF Rev Prst(R)	(6) Updated PF Units	(7) Upd PF Rev Prst Rts (\$)	(8) Proposed Rate \$	(9) Upd PF Rev Prst Rts (\$)	(10) Custs %Revolcrs
1	Public Authorities									
2	Billed Months & Base Revenue									
3		5/8x3/4"	-	-	-	-	-	13.88	-	-
4		3/4"	-	-	-	-	-	-	-	-
5		1"	-	-	-	-	-	-	-	-
6		1-1/2"	-	-	-	-	-	-	-	-
7		2"	-	-	-	-	-	-	-	-
8		3"	-	-	-	-	-	-	-	-
9		4"	-	-	-	-	-	-	-	-
10		5"	-	-	-	-	-	347.00	-	-
11		8"	-	-	-	-	-	-	-	-
12	Total Measured PUB									
13										
14	Usage kGals & Revenue									
15		Allowance	-	-	-	-	-	-	-	-
16		Charged	-	0.986	-	-	-	1.077	-	-
17	Total Usage PUB									
18										
19	Total Public Authorities Revenue									
20										
21	Other Water Sales									
22	Usage kGals & Revenue									
23		Total Buys OTH	-	various	-	(to COM)	-	-	-	-
24		Total Usage OTH	-	0.986	-	-	-	1.077	-	-
25	Total Other Revenue									
26										
27	Total Water Sales									
28	Billed Months & Revenue									
29		Usage kGals & Revenue	7		2,511	7	2,511		2,429	1
30	Total Water Sales Revenue									
31		Total CEUs	175		18,737	175	24,694		25,659	8.0%
32										
33	Fire Protection									
34	Private Fire Protection (Billed-Unit-Months)									
35	Sprinklers									
36		3"	-	-	-	-	-	-	-	-
37		4"	-	-	-	-	-	-	-	-
38		6"	-	-	-	-	-	-	-	-
39		8"	-	-	-	-	-	-	-	-
40		10"	-	-	-	-	-	-	-	-
41		12"	-	-	-	-	-	-	-	-
42	Total Sprinklers									
43	Private Hydrants									
44	Total Private Fire									
45										
46										
47	Public Fire Protection (Billed-Unit-Months)									
48	Hydrants									
49		-	-	-	-	-	-	-	-	-
50		-	-	-	-	-	-	-	-	-
51		-	-	-	-	-	-	-	-	-
52		-	-	-	-	-	-	-	-	-
53		-	-	-	-	-	-	-	-	-
54		-	-	-	-	-	-	-	-	-
55		-	-	-	-	-	-	-	-	-
56		-	-	-	-	-	-	-	-	-
57		-	-	-	-	-	-	-	-	-
58		-	-	-	-	-	-	-	-	-
59		-	-	-	-	-	-	-	-	-
60		-	-	-	-	-	-	-	-	-
61		-	-	-	-	-	-	-	-	-
62		-	-	-	-	-	-	-	-	-
63	Total Public Fire									
64										
65	Total Water Sales & Fire Protection									
					18,737		24,694		25,659	8.0%

AQUA NEW JERSEY, INC.
WATER SYSTEMS
UNAMORTIZED ACQUISITION ADJUSTMENT
RATE BASE COMPONENT

	Total Acq. Adj.	Amortization Months	Monthly Amortizations	Actual Unamortized Acq. Adj. 4/30/2014	Test Year Unamortized Acq. Adj. 4/30/14
Deep Well	\$ (8,441)	180	\$ (47)	\$ (2,064)	\$ (2,064)
Bunnvale	(14,832)	180	(82)	(3,296)	(3,296)
Berkley	825,156	180	4,584	421,753	421,753
Lawrenceville	423,832	180	2,355	367,306	367,306
Bear Brook	(799,549)	180	(4,442)	(408,656)	(408,656)
Bloomsbury	(229,412)	180	(1,275)	(193,082)	(193,082)
Vernon	(55,400)	180	(308)	(45,340)	(45,340)
Harkers Hollow	17,000	180	94	14,733	14,733
Walkill	(292,573)	180	(1,625)	(243,589)	(243,589)
Tranquility Springs	(334,565)	180	(1,859)	(319,266)	(319,266)
TOTALS	\$ (468,784)		\$ (2,604)	\$ (411,501)	\$ (411,501)
Adjustment				\$ -	
Annual Amortization Expense				\$ (31,252)	

see RCR-A-83

AQUA NEW JERSEY, INC.
PURCHASED WATER ADJUSTMENT CLAUSE
2014 BASE RATE CASE - BPU Docket No. WR14010019

1.) BASE LEVEL DATA UNDER N.J.A.C 14:9-7.4(a)1

System	Commodity Usage (MG)	Annual Cost	Cost per MG
Blackwood	132	\$ 299,722	\$ 2,276.44
Woolwich	118	\$ 364,615	\$ 3,086.27
LWC	186	\$ 498,437	\$ 2,679.10
Trenton	22	\$ 72,713	\$ 3,260.00
Reiglesville	-	\$ 4,400	\$ -
Total	458	\$ 1,239,887	\$ 2,706.26

2.) N.J.A.C. 14:9-7.4(a)2

ACTUAL NUMBER AND CLASSES OF CUSTOMERS (4/30/2014)

RESIDENTIAL	48,028
COMMERCIAL	2,097
INDUSTRIAL	38
PUBLIC	113
PRIVATE FIRE	532
PUBLIC FIRE	3,395

3.) N.J.A.C 14:9-7.4(a)3

ACTUAL VOLUME OF WATER PURCHASED (STIPULATED) 458 MG

4.) N.J.A.C 14:9-7.4(a)4

PROPOSED COST PER UNIT METHOD:
ANNUAL REVENUE REQUIREMENT
FOR PURCHASED WATER ADJUSTMENT/WATER BILLED

5.) N.J.A.C 14:9-7.4(b)

BASE CONSUMPTION (STIPULATED) 458 MG

BASE COSTS (per 1,000 gallons)

Blackwood	\$ 2.2764
Woolwich	\$ 3.0863
LWC	\$ 2.6791
Trenton	\$ 3.2600
Reiglesville	\$ - *

* Cost stipulated at \$4,400 annually

**STATE OF NEW JERSEY
BOARD OF PUBLIC UTILITIES**

PETITION OF AQUA NEW JERSEY, INC.	:	BPU DOCKET NO. WR14010019
FOR APPROVAL OF AN INCREASE IN	:	OAL DKT. NO. PUC-01147-14
RATES FOR WATER SERVICE AND	:	
OTHER TARIFF CHANGES	:	STIPULATION OF SETTLEMENT

APPEARANCES:

Stephen B. Genzer, Esq., and Colleen A. Foley, Esq., Saul Ewing LLP, on behalf of Aqua New Jersey, Inc., Petitioner

Alex Moreau, Deputy Attorney General and T. David Wand, Deputy Attorney General (John J. Hoffman, Acting Attorney General of New Jersey), on behalf of the Staff of the Board of Public Utilities

Debra F. Robinson, Esq., Deputy Rate Counsel, and Christine M. Juarez, Esq., Assistant Deputy Rate Counsel, on behalf of the Division of Rate Counsel (Stefanie A. Brand, Director)

TO THE HONORABLE BOARD OF PUBLIC UTILITIES:

The Parties in this proceeding are as follows: Aqua New Jersey, Inc. (the "Company" or "Petitioner"), the Division of Rate Counsel ("Rate Counsel"), and the Staff of the Board of Public Utilities ("Board Staff" or "Staff"). As a result of an analysis of Petitioner's pre-filed testimony and exhibits, extensive discovery, and two public hearings held on May 21, 2014, the Company, Board Staff and Rate Counsel (collectively, the "Signatory Parties") have come to an agreement on the issues in dispute in this matter. The Signatory Parties hereto agree and stipulate as follows:

Procedural History

On January 16, 2014, Petitioner, a public utility corporation of the State of New Jersey, pursuant to N.J.S.A. 48:2-21, N.J.A.C. 14:1-5.12, N.J.A.C. 14:9-7.1 et seq. and N.J.A.C.

14:9-10.1 *et seq.*, filed a petition seeking among other things to increase rates for water service and to make other tariff changes. Specifically, the Company requested a rate increase of approximately \$3,899,012 or approximately 11.16% above the adjusted annual level of revenues for the test year ending April 30, 2014.

On January 27, 2014, the Board transmitted the matter to the Office of Administrative Law (“OAL”), and Administrative Law Judge (“ALJ”) Elia A. Pelios was assigned to hear the case. On February 19, 2014, the Board entered an Order suspending until June 21, 2014, the implementation of changes Aqua sought to make to its tariffs. A telephone Pre-Hearing Conference was convened by ALJ Pelios on April 10, 2014, and a procedural schedule was agreed to by the Parties. On May 21, 2014, the Board entered an Order further suspending until October 21, 2014, the implementation of changes Aqua sought to make to its tariffs.

Extensive discovery was conducted by the Parties with the Company providing responses to hundreds of data requests. After proper notice, public hearings were held in Hamilton and Phillipsburg on May 21, 2014. A representative of the Township of Lawrence appeared at the hearing in Hamilton, and spoke in opposition to the proposed rate increase. One member of the public appeared at the hearing in Phillipsburg, but did not provide a statement. All comments were transcribed and made a part of the record.

Settlement discussions were held, and the agreements reached during those discussions have resulted in the following stipulation by the Signatory Parties:

1. For the purposes of this proceeding only, the Company’s total rate base is agreed to be \$115,090,378 with a test year ending April 30, 2014, adjusted for certain known and measurable changes.

2. The Signatory Parties agree, for the purposes of this proceeding only, to an overall rate of return of 7.70%, which is obtained based on the end of the test year (April 30, 2014) capital structure of 47.53% long term debt with a cost rate of 5.44%, and 52.47% common equity with a cost rate of 9.75%. The use of a 7.70% overall rate of return results in an overall additional revenue requirement of \$1,150,000.

3. The Signatory Parties stipulate that a revenue increase for the Company of \$1,150,000 or approximately 3.27% over present operating revenues of \$35,148,449 is an appropriate result of this matter. The Signatory Parties agree that this revenue requirement should represent a level of revenues necessary to ensure that the Company will continue to provide safe, adequate, and proper water service to its customers. The Signatory Parties agree that the Board should issue a written Order approving this Stipulation so that the revenue recovery and the rates set forth herein shall become effective for service rendered on and after September 1, 2014.

4. The Signatory Parties acknowledge that the stipulated revenue increase of \$1,150,000 includes a consolidated income tax adjustment.

5. The Signatory Parties agree that the attached tariff pages (included as Exhibit A), implementing the terms of this Stipulation, should be adopted by the Board in their entirety. Attached as Exhibit B is a Proof of Revenues for the Company.

6. The Signatory Parties recommend that the Board approve the Company's proposed Foundational Filing¹ to permit the implementation of a Distribution System Improvement Charge ("DSIC") pursuant to N.J.A.C. 14:9-10.1 *et. seq.* The Signatory Parties further agree that the Company's DSIC filing (pursuant to N.J.A.C. 14:9-10.5) will reflect DSIC-

¹ The Company's new Foundational Filing was filed in this docket on March 17, 2014, and revised by letters dated July 22, 2014 and July 30, 2014.

eligible projects commenced and placed into service after the effective date of the Order of Approval in this docket, and that the Company's maximum annual DSIC Revenue Recovery Requirement amount is \$1,814,922, and its Base Spending Requirement is \$2,794,240 as calculated in the Revised DSIC Foundational Filing dated July 22, 2014. Through this Stipulation and resulting Board Order, the DSIC rate will be reset to zero.

7. The Signatory Parties recommend that the Board approve the accounting and ratemaking treatment of the acquisition adjustment associated with the Company's purchase of the Tranquility Springs Water Company as proposed on Exhibit P-26, Sheet 7 (Revised). (Provided in response to RCR-A-90 and RCR-A-83, and attached hereto as Exhibit C).

8. The Signatory Parties recommend that the Board approve the Company's request to identify the baseline data required to implement a Purchased Water Adjustment Clause ("PWAC") pursuant to N.J.A.C. 14:9-7.1 et seq. That baseline data is contained in Exhibit D.

9. This Stipulation is the product of extensive negotiations by the Signatory Parties, and it is an express condition of the settlement embodied by this Stipulation that it be presented to the Board in its entirety without modification or condition. It is also the intent of the Signatory Parties to this Stipulation that this settlement, once accepted and approved by the Board, shall govern all issues specified and agreed to herein. The Signatory Parties to this Stipulation specifically agree that if adopted in its entirety by the Board, no appeal shall be taken by them from the order adopting same as to those issues upon which the Signatory Parties have stipulated herein. The Signatory Parties agree that the within Stipulation reflects mutual balancing of various issues and positions and is intended to be accepted and approved in its entirety. Each term is vital to this Stipulation as a whole, since the Signatory Parties hereto expressly and jointly state that they would not have signed this Stipulation had any terms been


modified in any way. In the event any particular aspect of this Stipulation is not accepted and approved by the Board, then any Signatory Party hereto materially affected thereby shall not be bound to proceed under this Stipulation. The Signatory Parties further agree that the purpose of this Stipulation is to reach fair and reasonable rates, with any compromises being made in the spirit of reaching an agreement. None of the Signatory Parties shall be prohibited from or prejudiced in arguing a different policy or position before the Board in any other proceeding, as such agreements pertain only to this matter and to no other matter.

10. This Stipulation may be executed in as many counterparts as there are Signatory Parties of this Stipulation, each of which counterparts shall be an original, but all of which shall constitute one and the same instrument.

AQUA NEW JERSEY, INC.

Aug 31, 2014
Date

By:


Saul Ewing LLP
Stephen B. Genzer, Esq.
Attorney for Petitioners

JOHN J. HOFFMAN
ACTING ATTORNEY GENERAL OF NEW JERSEY
Attorney for the Staff of the Board of Public Utilities

Date

By:

T. David Wand
Deputy Attorney General

STEFANIE A. BRAND, ESQ.
DIRECTOR - RATE COUNSEL

Date

By:

Christine M. Juarez, Esq.
Assistant Deputy Rate Counsel

modified in any way. In the event any particular aspect of this Stipulation is not accepted and approved by the Board, then any Signatory Party hereto materially affected thereby shall not be bound to proceed under this Stipulation. The Signatory Parties further agree that the purpose of this Stipulation is to reach fair and reasonable rates, with any compromises being made in the spirit of reaching an agreement. None of the Signatory Parties shall be prohibited from or prejudiced in arguing a different policy or position before the Board in any other proceeding, as such agreements pertain only to this matter and to no other matter.

10. This Stipulation may be executed in as many counterparts as there are Signatory Parties of this Stipulation, each of which counterparts shall be an original, but all of which shall constitute one and the same instrument.

AQUA NEW JERSEY, INC.

Date

By: _____

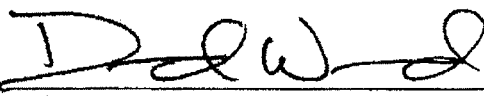
Saul Ewing LLP
Stephen B. Genzer, Esq.
Attorney for Petitioners

JOHN J. HOFFMAN
ACTING ATTORNEY GENERAL OF NEW JERSEY
Attorney for the Staff of the Board of Public Utilities

8/1/14

Date

By: _____

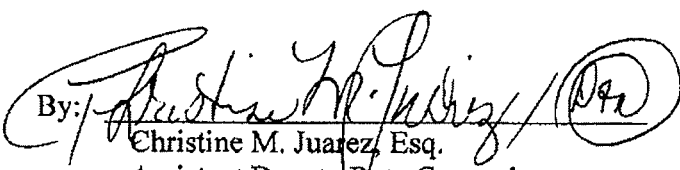

T. David Wand
Deputy Attorney General

STEFANIE A. BRAND, ESQ.
DIRECTOR - RATE COUNSEL

08-01-2014

Date

By: _____


Christine M. Juarez, Esq.
Assistant Deputy Rate Counsel

Petition of Aqua New Jersey, Inc.
For Approval of an Increase in Rates for
Water Service and Other Tariff Changes

BPU Docket No. WR14010019
OAL Dkt. No. PUC-01147-14

Exhibit A

AQUA NEW JERSEY, INC.
B.P.U. NO. 17 - WATER

EIGHTH REVISED TITLE PAGE
SUPERSEDING SEVENTH REVISED TITLE PAGE

AQUA NEW JERSEY, INC.

TARIFF

FOR

WATER SERVICE

APPLICABLE IN

ALL OR PART OF

WARREN, HUNTERDON, MERCER, BURLINGTON, CAMDEN, OCEAN,

SUSSEX, MONMOUTH, AND GLOUCESTER COUNTIES

NEW JERSEY

Issued: _____

Effective Date: _____

By: Nicholas V. Asselta, President
10 Black Forest Road
Hamilton, NJ 08691

Filed pursuant to decision and order of the Board of Public Utilities dated
_____, in Docket No. WR _____.

AQUA NEW JERSEY, INC.
B.P.U. NO. 17 - WATER

ORIGINAL TITLE REVERSE PAGE

[This page intentionally left blank]

Issued: _____

Effective Date: _____

By: Nicholas V. Asselta, President
10 Black Forest Road
Hamilton, NJ 08691

Filed pursuant to decision and order of the Board of Public Utilities dated
_____, in Docket No. WR _____.

TABLE OF CONTENTS

Territory Served			<u>Sheet No</u> 2
Standard Terms and Conditions			3 - 3G
Rate Schedule as listed below			
<u>Applicable To</u>	<u>For</u>	<u>Schedule</u>	<u>Sheet No</u>
Main Service Area	General Metered Service	1	4
	This page not being used		4A
	This page not being used		4B
	This page not being used		4C
All Territories Served	Distribution System Improvement Charge	1D	4D
Tranquility Springs Service Area	General Metered Service	1E	4E
All except Berkeley	Private Fire Protection	2	5 & 5A
Berkley Service Area	Private Fire Protection	2A	6 & 6A
All Territory Served	Public Fire Protection	4	7 & 7A
	This page is not being used	5	8
	This page is not being used	6	9
All Territory Served	Service Charges	7	10
All Territory Served	Water Sold For Resale Only	8	11
All Territory Served	Economic Development Program		12-15
Non-Treated and Non-Potable Water Service	Liberty Road Well - Lopatcong Township Golf Course	9	16
	This page is not being used	10	17

Issued: _____

Effective Date: _____

By: Nicholas V. Asselta, President
 10 Black Forest Road
 Hamilton, NJ 08691

Filed pursuant to decision and order of the Board of Public Utilities dated
 _____, in Docket No. WR _____.

TERRITORY SERVED

BURLINGTON COUNTY

Chesterfield Township *
North Hanover Township

CAMDEN COUNTY

Blackwood *
Gloucester Township *
Laurel Springs *

GLOUCESTER COUNTY

Woolwich Township

HUNTERDON COUNTY

Bloomsbury Borough *
Califon Borough
Holland Township*
Lebanon Township

MERCER COUNTY

Hamilton Square *
Hamilton Township *
Lawrence Township
Lawrenceville Township
Robbinsville Township *

MONMOUTH COUNTY

Upper Freehold

OCEAN COUNTY

Berkeley Township

SUSSEX COUNTY

Fredon Township
Green Township*
Hardyston Township *
Vernon Township *

WARREN COUNTY

Greenwich Township
Harmony Township
Lopatcong Township
Town of Phillipsburg
Town of Pohatcong

*Partially served

Issued: _____

Effective Date: _____

By: Nicholas V. Asselta, President
10 Black Forest Road
Hamilton, NJ 08691

Filed pursuant to decision and order of the Board of Public Utilities dated
_____, in Docket No. WR _____

AQUA NEW JERSEY, INC.
B.P.U. NO. 17 - WATER

SEVENTH REVISED SHEET NO. 3
SUPERSEDING SIXTH REVISED SHEET NO. 3

STANDARD TERMS AND CONDITIONS

Service will be governed by the pertinent rules and regulations promulgated by the Board of Public Utilities, and said rules are herein adopted and incorporated by reference.

Issued: _____

Effective Date: _____

By: Nicholas V. Asselta, President
10 Black Forest Road
Hamilton, NJ 08691

Filed pursuant to decision and order of the Board of Public Utilities dated
_____, in Docket No. WR _____.

AN INTRODUCTION TO CUSTOMERS

The approved tariff can be found on the Company's website, www.aquaamerica.com for your review. The Company is responsible to maintain its tariff with any changes approved by the Board of Public Utilities and must, by State Law and regulations, maintain it in exactly the same format as the Company's tariff on file at the Board of Public Utilities, 44 S. Clinton Avenue, Trenton, New Jersey 08625. The Division of Water and Wastewater is on the 7th floor.

If, after you review this tariff and discuss it with appropriate Company employees, you still have questions regarding clarification or interpretations, please contact the Board of Public Utilities, Division of Water and Wastewater, Bureau of Rates and Tariff Design at (609) 341-9188 as well as, 1-800-624-0241.

You have the right to review this tariff at the Company's offices or at the Board's office in Trenton. Your inquiries will be handled by the Board's staff in an expeditious manner in order to protect your rights as well as those of the water and/or sewer company. Please feel free to exercise this right by telephone or by visiting the Board's offices at any time between the hours of 9:00 a.m. to 4:00 p.m., Monday through Friday, or by writing a letter. The letter should contain the writer's name, address and phone number-including the area code. If the writer is a customer of record, the account number should be included.

The Company also has available in its office a leaflet entitled "An Overview of Common Customer Complaints and Customer Rights." This is a summary of the most frequent customer complaints and rights; it does not include all customer rights or utility obligations.

The Board of Public Utilities is responsible for the final interpretation and enforcement of a utility's tariff provisions and rates. The utility is bound by New Jersey statutes and the Board's regulations. If a conflict should exist in the tariff that is detrimental to the customer, the Board's regulations supersede the tariff provision absent specific approval to the contrary by the New Jersey Board of Public Utilities. A utility company may provide for more liberal treatment than that provided for in the Board's regulations.

Issued: _____

Effective Date: _____

By: Nicholas V. Asselta, President
10 Black Forest Road
Hamilton, NJ 08691

Filed pursuant to decision and order of the Board of Public Utilities dated
_____, in Docket No. WR _____.

AN OVERVIEW OF COMMON CUSTOMER COMPLAINTS AND CUSTOMER RIGHTS

- (1) No public utility shall refuse to furnish or supply service to a qualified applicant (Board Order CX86602155).
- (2) The utility shall not place the name of a second individual on the account of a residential customer unless specifically requested by said second individual (N.J.A.C. 14:3-3.2).

DEPOSITS

- (3) If after notice of the methods of establishing credit and being afforded an opportunity, a customer has not established satisfactory credit, the utility may require a deposit. The deposit amount shall be determined by taking the cost of service for one year, dividing by twelve and multiplying that figure by 2. EX: 12 months total bills = \$763.54 divided by 12 = \$63.63 multiplied by 2 = \$127.26 deposit, or \$127.
- (4) The utility must furnish a receipt to any customer posting a deposit. The deposit will be returned with simple interest at a rate established annually by the Board of Public Utilities. Once the customer has established satisfactory credit with the utility, the deposit shall be returned to the customer with interest due. The customer has the option of receiving the deposit refund either by a check or a credit on the account. If a residential customer's deposit is not returned, the utility shall credit the customer's account with the accrued interest once every twelve months (N.J.A.C. 14:3-3.5).
- (5) Where a water or sewer utility furnishes unmetered service, for which payment is received in advance, it may not require a deposit (N.J.A.C. 14:3-3.4).

DEFERRED PAYMENT AGREEMENTS

- (6) A customer is entitled to at least one deferred payment plan in one year. In the case of a residential customer who receives more than one utility service from the same utility (EX: water and sewer; gas and electric) and the amount which is in arrears is a combination of those services, the utility shall offer a separate deferred payment agreement for each service based on the outstanding balance for that service. The Company MUST re-negotiate the deferred payment agreement should the customer's financial situation change significantly. The Company must also issue a new discontinuance notice each time it

Issued: _____

Effective Date: _____

By: Nicholas V. Asselta, President
10 Black Forest Road
Hamilton, NJ 08691

Filed pursuant to decision and order of the Board of Public Utilities dated
_____, in Docket No. WR _____.

DEFERRED PAYMENT AGREEMENTS (CONTINUED)

intends to shut off service, including defaults on the terms of the agreement. In the case of a residential customer who receives more than one utility service from the same utility and has subsequently entered into an agreement for each separate service, default on one such payment agreement shall constitute grounds for discontinuance of only that service (N.J.A.C. 14:3-7.7).

(7) A water and sewer utility shall not discontinue service because of nonpayment of bills in cases where a charge is in dispute provided the undisputed charges are paid and a request is made to the Board within five (5) days for investigation of the disputed charge. The Company must advise the customer of their right to appeal to the Board of Public Utilities (N.J.A.C. 14:3-7.13(a)).

(8) A customer has at least fifteen (15) days to pay a bill. A water and/or sewer utility may not discontinue water and sewer service unless written notice giving the customer at least ten (10) days notice prior to the proposed discontinuance. The notice shall not be given until after the expiration of the said fifteen (15) day period (N.J.A.C. 14:3-3A.3). The notice shall contain sufficient information for the customer to notify the Board of Public Utilities of the nature of the dispute. The utility shall make a good faith effort to determine which of its residential customers are over 65 years of age, and shall make good faith efforts to notify such customers of discontinuance of service by telephone in addition to notice by regular mail. This effort may consist of an appropriate inquiry set forth on the notice informing customers that they may designate a third party to receive notice of discontinuance. Utilities shall annually notify all residential customers that, upon request, notice of discontinuance of service will be sent to a designated third party as well as to the customer of record (N.J.A.C. 14:3-3A.4).

(9) Public utilities shall not discontinue residential service except between the hours of 8:00 a.m. and 4:00 p.m., Monday through Thursday, unless there is a safety related emergency. There shall be no involuntary termination of service on Fridays, Saturdays, and Sundays or on the day before a holiday or on a holiday absent such emergency.

(10) The occupant of a multiple family dwelling has the right to be notified of a pending service discontinuance at least fifteen (15) days prior to the service being discontinued.

(11) A customer has the right to have any complaint against the utility handled promptly by that utility. Board Order (Docket No. CO8602155).

(12) Each utility shall, upon request, furnish its customers with such information as is reasonable in order that the customers may obtain safe, adequate and proper service (N.J.A.C. 14:3-3.3(a)). Each utility shall inform its customers, where peculiar or unusual circumstances prevail, as to the conditions under which sufficient and satisfactory service may be secured from its system (N.J.A.C. 14:3-3.3(c)). Each utility shall supply its customers with information on the furnishing and performance of service in a manner that tends to conserve energy resources and preserve the quality of the environment (N.J.A.C. 14:3-3.3(d)).

Issued: _____

Effective Date: _____

By: Nicholas V. Asselta, President
10 Black Forest Road
Hamilton, NJ 08691

Filed pursuant to decision and order of the Board of Public Utilities dated
_____, in Docket No. WR _____.

METERS

(13) The utility must provide for one free meter test within a year if the customer so requests it. The customer can request that the Company or the Board may test the meter. A meter of a customer who has a complaint filed with the Board reflecting on the accuracy of the meter shall not be removed from service by the utility during the pendency of said complaint or during the following thirty (30) days unless otherwise authorized or directed by the Board (N.J.A.C. 14:3-4.8(c)). **When a billing dispute is known to exist, the electric, gas or water utility shall, prior to removing the meter, advise the customer that the customer may have the meter tested by the utility or may have the Board either conduct a test of the meter or witness a testing of the meter by the utility, and that in any event the customer may have the test witnessed by a third party (N.J.A.C. 14:3-4.5(c)). A meter test arising from a billing dispute may be appropriate in instances which include, but are not limited to, unexplained increased consumption, crossed meters, consumption while an account is vacant or any other instance where the meter's accuracy might be an issue in a bill dispute (N.J.A.C. 14:3-4.5(d)).**

(14) Whenever a water meter is found to be registering fast by more than one and one-half percent, an adjustment of charges shall be made in accordance with the following: (1) If the date when the meter had first become inaccurate can be ascertained then the adjustment shall be such percentage as the meter is found to be in error at the time of test adjusted to 100 per cent on the amount of the bills covering the entire period that the meter has registered inaccurately; (2) In all other cases the adjustment shall be such percentage as the meter is found to be in error at the time of the test on one-half of the total amount of the billing affected by the fast meter adjusted to 100 percent since the previous test. No adjustment shall be made for a period greater than the time during which the customer has received service through that meter. No adjustment shall be made for a meter that is found to be registering less than 100 percent except in the case of meter tampering, non-registering meters or in circumstances in which the customer should reasonably have known that his bill did not reflect his usage (N.J.A.C. 14:3-4.6).

(15) A utility must maintain records of customers' accounts for each billing period occurring within a six (6) year period. Such records shall contain all information necessary to permit computation of the bill (N.J.A.C. 14:3-6.1(b)).

Issued: _____

Effective Date: _____

By: Nicholas V. Asselta, President
10 Black Forest Road
Hamilton, NJ 08691

Filed pursuant to decision and order of the Board of Public Utilities dated
_____, in Docket No. WR _____.

METERS (CONTINUED)

(16) Bills rendered must contain the following information: (a) The meter readings at the beginning and end of the billing period; (b) The dates on which the meter is read; (c) The number and kind of units measured; (d) Identification of applicable rate schedule or a statement that the applicable rate schedule will be furnished on request; (e) The amount of the bill; (f) A distinctive marking to indicate an estimated or averaged bill; (g) An explanation or statement of any conversion from meter reading to billing units or any other calculations or factors used in determining the bill; and (h) The gross receipts and franchise tax statement (N.J.A.C. 14:3-7.9).

Issued: _____

Effective Date: _____

By: Nicholas V. Asselta, President
10 Black Forest Road
Hamilton, NJ 08691

Filed pursuant to decision and order of the Board of Public Utilities dated
_____, in Docket No. WR _____.

STANDARD TERMS AND CONDITIONS

EMERGENCY RESPONSE DUE TO EXTRAORDINARY DEMAND AND/OR DIMINISHED
SUPPLY

1.1 Discontinuance of service for failure to comply with use restrictions.

For compliance by the utility in good faith with any governmental order or directive, notwithstanding that such order or directive subsequently may be held to be invalid, the Company may, upon reasonable notice, as set forth in sections 2.1 and 2.3 herein, suspend, curtail, or discontinue service pursuant to N.J.S.A. 48:2-23, N.J.S.A. 48:2-24, and N.J.A.C 14:3-3A.1 and N.J.A.C. 14:3-3A.2 for any of the following acts or omissions on the part of the customer:

- (1) Connecting or operating any piping or other facility, including but not limited to, lawn sprinkling on the customer's premises in such a manner as to adversely affect the safety or adequacy of service provided to other customers present or prospective; or
- (2) Continuing waste of water by customers after notice from the utility through improper or imperfect pipes, fixtures, or failure to comply with restrictions; or
- (3) Failure to comply with the standard terms and conditions contained in this tariff or failure to comply with any state law, or the rules, regulations, orders or restrictions of any governmental authority having jurisdiction.

1.2 Water service shall be restored when the conditions under which such service was discontinued, as specified above, are corrected and upon the payment of the SPECIAL RESTORATION OF SERVICE CHARGE OF \$100.00 FOR EACH RESTORATION.

Issued: _____

Effective Date: _____

By: Nicholas V. Asselta, President
10 Black Forest Road
Hamilton, NJ 08691

Filed pursuant to decision and order of the Board of Public Utilities dated
_____, in Docket No. WR _____.

EMERGENCY RESPONSE DUE TO EXTRAORDINARY DEMAND AND/OR DIMINISHED
SUPPLY (CONTINUED)

2.1 The Company will endeavor to provide a regular and uninterrupted supply of water through its facilities. However, if because of emergencies beyond the control of the Company, including governmental mandate, service is interrupted, irregular, defective or fails, the Company will not be liable for damage or inconvenience resulting therefrom. In the event of an extraordinary demand and/or diminished supply, the Company may restrict the use of water whenever the public welfare may require it and, if necessary, may shut off the water in its mains and pipes. In such cases the Company shall advise its customers by placing a prominent advertisement detailing the conditions and restrictions in a newspaper of general circulation in the utility service area. The notice will state the purpose and probable duration of the restriction or discontinuance. Failure to provide regular and uninterrupted service due to breakdowns is covered under other sections of this tariff.

2.2 The Company may restrict water service during certain periods, where the Company advises the Board of Public Utilities, in order to protect the public water supply, or otherwise to comply with any regulations, orders or decrees issued by the Governor of New Jersey or the Department of Environmental Protection pursuant to the Water Supply Management Act. Such interruptions or restrictions shall be reported to the Department of Environmental Protection and the Board by each utility by the speediest means of communications available, followed by a detailed written report, pursuant to the provisions of N.J.A.C. 14:3-3.9(b), within one week. Thereafter the utility shall provide weekly reports for the duration of the emergency.

2.3 When the supply of water to individual customers is to be shut off or curtailed for failure to comply with emergency water restrictions imposed because of extraordinary demand or diminished supply, the Company shall advise its customers by placing a doortag on the front door of the home of the individual(s) in violation of the restrictions, at least twenty-four (24) hours prior to discontinuance or curtailment, or by giving another form of notice acceptable to the Board. The Company will advise business and commercial customers, in writing, by mailing a notice to the customer's billing address. In the case of doortags, they shall be sequentially numbered and include the date, time and nature of the violation and the procedure for restoration of service. All such notices shall be accounted for by the utility.

Issued: _____

Effective Date: _____

By: Nicholas V. Asselta, President
10 Black Forest Road
Hamilton, NJ 08691

Filed pursuant to decision and order of the Board of Public Utilities dated
_____, in Docket No. WR _____

RATE SCHEDULE NO. 1
GENERAL METERED SERVICE - MAIN

APPLICABILITY

Applicable to the use of water supplied through meters to all customers served by the Company, with the exception of Tranquility Springs.

CHARACTER OF SERVICE

Continuous

RATE:

Size of Meter

5/8" or 5/8" x 3/4"

3/4"

1"

1 1/2"

2"

3"

4"

6"

8"

10"

12"

Fixed Service Charge

Amount Per Month

\$ 13.88

20.82

34.70

69.40

111.04

208.20

347.00

694.00

1,110.40

1,596.20

2,984.20

Usage Charge

Rate/1000 Gallons

General Metered Consumption

\$ 5.387

General Metered Consumption - Walkill

2.424

TERMS OF PAYMENT:

BILLS ARE DUE FIFTEEN (15) DAYS AFTER THE BILL IS SENT. Bills for metered service will be rendered monthly in arrears.

Issued: _____

Effective Date: _____

By: Nicholas V. Asselta, President
10 Black Forest Road
Hamilton, NJ 08691

The State of New Jersey enacted Chapter 443 of the Laws of New Jersey 1983 concerning the periodic testing of public water supplies which establishes a water tax of \$0.01 per 1,000 gallons of water. This water tax is reflected and included in the above rates.

Filed pursuant to decision and order of the Board of Public Utilities dated _____, in Docket No. WR _____.

AQUA NEW JERSEY, INC.
B.P.U. NO. 17 - WATER

SECOND REVISED SHEET NO. 4A
CANCELLING FIRST SHEET NO. 4A

THIS SHEET BEING HELD FOR FUTURE USE

Issued: _____

Effective Date: _____

By: Nicholas V. Asselta, President
10 Black Forest Road
Hamilton, NJ 08691

The State of New Jersey enacted Chapter 443 of the Laws of New Jersey 1983 concerning the periodic testing of public water supplies which establishes a water tax of \$0.01 per 1,000 gallons of water. This water tax is reflected and included in the above rates.

Filed pursuant to decision and order of the Board of Public Utilities dated _____, in Docket No. WR _____.

AQUA NEW JERSEY, INC.
B.P.U. NO. 17 - WATER

FIRST REVISED SHEET NO. 4B
CANCELLING ORIGINAL SHEET NO. 4B

THIS SHEET BEING HELD FOR FUTURE USE

Issued: _____

Effective Date: _____

By: Nicholas V. Asselta, President
10 Black Forest Road
Hamilton, NJ 08691

The State of New Jersey enacted Chapter 443 of the Laws of New Jersey 1983 concerning the periodic testing of public water supplies which establishes a water tax of \$0.01 per 1,000 gallons of water. This water tax is reflected and included in the above rates.

Filed pursuant to decision and order of the Board of Public Utilities dated
_____, in Docket No. WR _____.

AQUA NEW JERSEY, INC.
B.P.U. NO. 17 - WATER

FIRST REVISED SHEET NO. 4C
CANCELLING ORIGINAL SHEET NO. 4C

THIS SHEET BEING HELD FOR FUTURE USE

Issued: _____

Effective Date: _____

By: Nicholas V. Asselta, President
10 Black Forest Road
Hamilton, NJ 08691

The State of New Jersey enacted Chapter 443 of the Laws of New Jersey 1983 concerning the periodic testing of public water supplies which establishes a water tax of \$0.01 per 1,000 gallons of water. This water tax is reflected and included in the above rates.

Filed pursuant to decision and order of the Board of Public Utilities dated
_____, in Docket No. WR _____.

RATE SCHEDULE NO. 1D
GENERAL METERED SERVICE – All Territory Served

APPLICABILITY

Applicable to general metered service connections noted below.

CHARACTER OF SERVICE

Continuous

Class	Meter Size	Monthly DSIC Assessment \$
Metered Service	5/8x3/4"	\$0.00
	3/4"	\$0.00
	1"	\$0.00
	1-1/2"	\$0.00
	2"	\$0.00
	3"	\$0.00
	4"	\$0.00
	6"	\$0.00
	8"	\$0.00
	10"	\$0.00
12"	\$0.00	

TERMS OF PAYMENT:

Applicable to customer's bill.

Issued: _____

Effective Date: _____

By: Nicholas V. Asselta, President
10 Black Forest Road
Hamilton, NJ 08691

The State of New Jersey enacted Chapter 443 of the Laws of New Jersey 1983 concerning the periodic testing of public water supplies which establishes a water tax of \$0.01 per 1,000 gallons of water. This water tax is reflected and included in the above rates.

Filed pursuant to decision and order of the Board of Public Utilities dated _____, in Docket No. WR _____.

RATE SCHEDULE NO. 1E
GENERAL METERED SERVICE - TRANQUILITY SPRINGS

APPLICABILITY

Applicable to the use of water supplied through meters to customers served by the Company, within the Tranquility Springs service area.

CHARACTER OF SERVICE

Continuous

RATE:

Size of Meter

5/8" or 5/8" x 3/4"
3/4"
1"
1 1/2"
2"
3"
4"

Fixed Service Charge

Amount Per Month

\$ 25.00
37.50
62.50
125.00
200.00
375.00
625.00

Usage Charge

Rate/1000 Gallons

General Metered Consumption

\$ 4.500

TERMS OF PAYMENT:

BILLS ARE DUE FIFTEEN (15) DAYS AFTER THE BILL IS SENT. Bills for metered service will be rendered monthly in arrears.

Issued: _____

Effective Date: _____

By: Nicholas V. Asselta, President
10 Black Forest Road
Hamilton, NJ 08691

The State of New Jersey enacted Chapter 443 of the Laws of New Jersey 1983 concerning the periodic testing of public water supplies which establishes a water tax of \$0.01 per 1,000 gallons of water. This water tax is reflected and included in the above rates.

Filed pursuant to decision and order of the Board of Public Utilities dated _____, in Docket No. WR _____.

RATE SCHEDULE NO. 2
PRIVATE FIRE PROTECTION SERVICE - ALL EXCEPT BERKELEY

APPLICABILITY:

Applicable to all customers served by the Company for private fire protection service with the exception of the Berkley service area.

CHARACTER OF SERVICE:

The Company will use due diligence at all times to provide customers service of the character or quality proposed to be supplied, but in case the service shall be interrupted or irregular or defective or fail, the Company shall be liable and obligated only to use reasonably diligent efforts in the light of the circumstances then existing to restore service or to correct its characteristics.

RATE:

Sprinkler connections including hoses or hydrants connected to them.

<u>Size of Service</u>	<u>Amount Per Month</u>
2" or less	\$ 0.00
3"	96.40
4"	160.66
6"	321.32
8"	514.10
10"	739.02
12"	1,381.66
Private Hydrants	\$ 41.28

MINIMUM CHARGE:

None.

TERMS OF PAYMENT:

BILLS ARE DUE FIFTEEN (15) DAYS AFTER THE BILL IS SENT. Bills are rendered monthly in arrears.

SPECIAL PROVISIONS:

Private fire service lines shall be equipped with special meters or detection devices and are to be used exclusively for fire protection purposes. No water shall be used through these fire protection connections except for testing purposes or in case of fire. However, the water company shall be notified at least 72 hours (3 days) prior to the testing of any fire protection connection; and shall be given the opportunity to witness said test.

Issued: _____

Effective Date: _____

By: Nicholas V. Asselta, President
10 Black Forest Road
Hamilton, NJ 08691

Filed pursuant to decision and order of the Board of Public Utilities dated _____, in Docket No. WR _____.

RATE SCHEDULE NO. 2
PRIVATE FIRE PROTECTION SERVICE - ALL EXCEPT BERKELEY (CONTINUED)

Customers desiring a separate service connection for private fire service are required to make separate written application for such service on forms prescribed by the Company. Private fire service installations are made in accordance with the provisions of this tariff regarding the installation of service and connecting pipes and other facilities.

Service lines designated for private fire protection are installed for customers requiring a private fire service to supply sprinkler heads or hose connections. Any connection in which sprinkler heads and / or hose connections are supplied through a domestic service connection are not considered as part of a private fire protection service and shall not be deemed as part of this section (i.e., limited fire protection).

The connection shall be in accordance with the applicable laws including but not limited to those of the BPU, DEP and all federal, state and local agencies

The Company shall not be liable for any loss, injury, casualty or damage resulting from fire or water, or other agency, resulting from the supply or use of water service or the failure thereof, which may occur on account of the installation or presence of a private fire service connection, or from the presence or operation of the Company's structures, equipment, pipes, appliances or devices on the customer's premises, or connected therewith.

The Company may not discontinue water service unless it has provided written notice giving the customer at least thirty (30) days notice prior to the proposed discontinuance. However, in case of fraud, illegal use, or when it is clearly indicated that the customer is preparing to leave, immediate payment of accounts may be required, and service may be discontinued without further notice.

When hydrants are attached between the main and the meter, a charge per hydrant will be made. The installation and maintenance of fire hydrants and the supplying of water through such hydrants is for the sole use of authorized fire-fighting personnel for the control and extinguishment of any fire.

No additional charge shall be made for water used in testing or for fire. However, should it be determined by the water company that water is being, or has been, used through a fire protection connection for other than fire protection or testing purposes, the water company shall have the right to charge for the water used based on its "General Metered Service" tariff and to order said unauthorized use to cease immediately subject to the termination of the service.

Issued: _____
By: Nicholas V. Asselta, President
10 Black Forest Road
Hamilton, NJ 08691

Effective Date: _____

Filed pursuant to decision and order of the Board of Public Utilities dated _____, in Docket No. WR _____.

RATE SCHEDULE NO. 2A
PRIVATE FIRE PROTECTION SERVICE - BERKLEY

APPLICABILITY:

Applicable to all customers served by the Company for private fire protection service in the Township of Berkeley, Ocean County.

CHARACTER OF SERVICE:

The Company will use due diligence at all times to provide customers service of the character or quality proposed to be supplied, but in case the service shall be interrupted or irregular or defective or fail, the Company shall be liable and obligated only to use reasonably diligent efforts in the light of the circumstances then existing to restore service or to correct its characteristics.

RATE:

Sprinkler connections including hoses or hydrants connected to them.

<u>Size of Service</u>	<u>Amount Per Month</u>
2" or less	\$ 0.00
3"	89.02
4"	148.36
6"	296.73
8"	474.76
10"	682.60
12"	1,275.94
Private Hydrants	\$ 41.28

MINIMUM CHARGE:

None.

TERMS OF PAYMENT:

BILLS ARE DUE FIFTEEN (15) DAYS AFTER THE BILL IS SENT. Bills are rendered monthly in arrears.

SPECIAL PROVISIONS:

Private fire service lines shall be equipped with special meters or detection devices and are to be used exclusively for fire protection purposes. No water shall be used through these fire protection connections except for testing purposes or in case of fire. However, the water company shall be notified at least 72 hours (3 days) prior to the testing of any fire protection connection; and shall be given the opportunity to witness said test.

Issued: _____
By: Nicholas V. Asselta, President
10 Black Forest Road
Hamilton, NJ 08691

Effective Date: _____

Filed pursuant to decision and order of the Board of Public Utilities dated _____, in Docket No. WR _____.

RATE SCHEDULE NO. 2A (CONTINUED)
PRIVATE FIRE PROTECTION SERVICE - BERKLEY (CONTINUED)

Customers desiring a separate service connection for private fire service are required to make separate written application for such service on forms prescribed by the Company. Private fire service installations are made in accordance with the provisions of this tariff regarding the installation of service and connecting pipes and other facilities.

Service lines designated for private fire protection are installed for customers requiring a private fire service to supply sprinkler heads or hose connections. Any connection in which sprinkler heads and / or hose connections are supplied through a domestic service connection are not considered as part of a private fire protection service and shall not be deemed as part of this section (i.e., limited fire protection).

The connection shall be in accordance with the applicable laws including but not limited to those of the BPU, DEP and all federal, state and local agencies

The Company shall not be liable for any loss, injury, casualty or damage resulting from fire or water, or other agency, resulting from the supply or use of water service or the failure thereof, which may occur on account of the installation or presence of a private fire service connection, or from the presence or operation of the Company's structures, equipment, pipes, appliances or devices on the customer's premises, or connected therewith.

The Company may not discontinue water service unless it has provided written notice giving the customer at least thirty (30) days notice prior to the proposed discontinuance. However, in case of fraud, illegal use, or when it is clearly indicated that the customer is preparing to leave, immediate payment of accounts may be required, and service may be discontinued without further notice.

When hydrants are attached between the main and the meter, a charge per hydrant will be made. The installation and maintenance of fire hydrants and the supplying of water through such hydrants is for the sole use of authorized fire-fighting personnel for the control and extinguishment of any fire.

No additional charge shall be made for water used in testing or for fire. However, should it be determined by the water company that water is being, or has been, used through a fire protection connection for other than fire protection or testing purposes, the water company shall have the right to charge for the water used based on its "General Metered Service" tariff and to order said unauthorized use to cease immediately subject to the termination of the service.

Issued: _____
By: Nicholas V. Asselta, President
10 Black Forest Road
Hamilton, NJ 08691

Effective Date: _____

Filed pursuant to decision and order of the Board of Public Utilities dated
_____, in Docket No. WR _____.

RATE SCHEDULE NO. 4
PUBLIC FIRE PROTECTION SERVICE

APPLICABILITY:

This schedule is applicable to all customers served by the Company for public fire within the company franchise, except as noted below:

CHARACTER OF SERVICE:

The installation and maintenance of fire hydrants, and the supplying of water through such hydrants, is for the sole use of authorized fire-fighting personnel for the control and extinguishment of any fire. The Company will use due diligence at all times to provide continuous service of the character or quality proposed to be supplied, but in case the service shall be interrupted or irregular or defective or fail, the Company shall be liable and obligated only to use reasonably diligent efforts in the light of the circumstances then existing to restore service or to correct its characteristics.

RATE:

1. Hydrant Charge

For each fire hydrant installed there shall be made a Monthly Fire Protection Charge of:

All Service Areas (Except as noted below)	\$ 54.16
Alpha Boro	22.29
Bayville (Billed Monthly)	17.84
Califon Boro	49.04
Fredon Twp	22.29
Hardyston Township	11.59
Holland Twp Church St	49.04
Holland Twp Fox Hill Dr.	30.31
Lawrenceville (Billed Monthly)	24.39
Phillipsburg Twn	51.36
Tranquility Springs	44.58
Upper Freehold Twp	29.43

Issued: _____

Effective Date: _____

By: Nicholas V. Asselta, President
10 Black Forest Road
Hamilton, NJ 08691

Filed pursuant to decision and order of the Board of Public Utilities dated _____, in Docket No. WR _____.

RATE SCHEDULE NO. 4
PUBLIC FIRE PROTECTION SERVICE (CONTINUED)

2. Terms of Payment

Unless otherwise noted above, all bills for municipal fire protection shall be rendered net Quarterly, in arrears, and shall become due and payable FIFTEEN (15) DAYS AFTER THE BILL IS SENT.

3. Special Provisions

All hydrants, lead valves, branches and other appurtenances shall be and remain the property of the Company.

Upon application or request by a duly authorized representative of a municipality in the Company's service area, the Company will install fire hydrants for purposes of public fire protection. The locations of such hydrants are selected by agreement between officials of the municipalities and representatives of the Company after careful consideration. Municipalities shall pay the Company a charge for service to public fire hydrants as provided in the applicable rate schedule set forth in this tariff.

Issued: _____

Effective Date: _____

By: Nicholas V. Asselta, President
10 Black Forest Road
Hamilton, NJ 08691

Filed pursuant to decision and order of the Board of Public Utilities dated
_____, in Docket No. WR _____.

AQUA NEW JERSEY, INC.
B.P.U. NO. 17 - WATER

NINTH REVISED SHEET NO. 8
SUPERSEDING EIGHTH REVISED SHEET NO. 8

RATE SCHEDULE NO. 5
THIS SCHEDULE IS NO LONGER BEING USED

Issued: _____
By: Nicholas V. Asselta, President
10 Black Forest Road
Hamilton, NJ 08691

Effective Date: _____

Filed pursuant to decision and order of the Board of Public Utilities dated
_____, in Docket No. WR _____.

AQUA NEW JERSEY, INC.
B.P.U. NO. 17 - WATER

THIRD REVISED SHEET NO. 9
SUPERSEDING SECOND REVISED SHEET NO. 9

RATE SCHEDULE NO. 6
THIS SCHEDULE IS NO LONGER BEING USED

Issued: _____

Effective Date: _____

By: Nicholas V. Asselta, President
10 Black Forest Road
Hamilton, NJ 08691

Filed pursuant to decision and order of the Board of Public Utilities dated
_____, in Docket No. WR _____.

AQUA NEW JERSEY, INC.
B.P.U. NO. 17 - WATER

EIGHTH REVISED SHEET NO. 10
SUPERSEDING SEVENTH REVISED SHEET NO. 10

RATE SCHEDULE NO. 7
SERVICE CHARGE

TERMINATION AND RESUMPTION OF SERVICE:

For resumption of service after discontinuance of service due to non-payment, and for resetting a meter outside the normal business hours, there shall be a charge of:\$50.00

BAD CHECK CHARGE:

For the receipt of a negotiable instrument from a customer in payment of a bill, charge, or deposit due and such instrument is subsequently dishonored or uncollectible for any reason, the Company shall charge a handling charge equal to the costs incurred by the Company from the financial institution.

NON-STANDARD METER CONNECTION:

For metered connections which are set up for the temporary, short term sale of water such as to contractors, lawn care specialists, etc.; the Company shall charge a \$27.00 fixed service charge plus a charge for the water taken based on its "General Metered Service" tariff. The Company shall have the right to designate where, how, when and if such water may be obtained. Anyone being given permission to obtain water in such a manner must have in place a mechanism acceptable to the Company that will assure against the backflow of water into the Company's system.

Issued: _____
By: Nicholas V. Asselta, President
10 Black Forest Road
Hamilton, NJ 08691

Effective Date: _____

Filed pursuant to decision and order of the Board of Public Utilities dated
_____, in Docket No. WR _____.

AQUA NEW JERSEY, INC.
B.P.U. NO. 17 - WATER

ELEVENTH REVISED SHEET NO. 11
SUPERSEDING TENTH REVISED SHEET NO. 11

RATE SCHEDULE NO. 8
WATER SOLD FOR RESALE ONLY

APPLICABILITY:

Applicable to water sold for resale only, within all territories served by the Company and which is exempt from the water tax as established by enactment of Chapter 443 of the Laws of New Jersey 1983.

CHARACTER OF SERVICE:

Continuous.

RATE:

Size of Meter

5/8" or 5/8" x 3/4"
3/4"
1"
1 1/2"
2"
3"
4"
6"
8"
10"
12"

Fixed Service Charge

Amount Per Month

\$ 13.88
20.82
34.70
69.40
111.04
208.20
347.00
694.00
1,110.40
1,596.20
2,984.20

Usage Charge

Rate/1000 Gallons

\$ 5.377

General Metered Consumption

TERMS OF PAYMENT:

BILLS ARE DUE FIFTEEN (15) DAYS AFTER THE BILL IS SENT. Bills for metered water service will be rendered monthly in arrears.

Issued: _____

Effective Date: _____

By: Nicholas V. Asselta, President
10 Black Forest Road
Hamilton, NJ 08691

Filed pursuant to decision and order of the Board of Public Utilities dated
_____, in Docket No. WR _____.

RIDER ED
ECONOMIC DEVELOPMENT PROGRAM

APPLICABILITY

Customers receiving service under Rate Schedules No. 1 and No. 2

CHARACTER OF SERVICE

Commitments for service under third provision will be made available to qualifying customers.

CREDIT

A credit equal to 65% of the eligible portion of a customer's consumption charge(s) as described below for the newly constructed, leased or purchased space, as determined by AQUA NEW JERSEY, INC., will be applied to the customer's monthly water bills for the first year, decreasing to 45% in the second year, 25% in the third year, 10% in the fourth year and no reduction in subsequent years. The credit must commence within nine months after receiving written commitment from AQUA NEW JERSEY, INC. for Economic Development Program. In no case shall application of this Service result in a negative charge for consumption.

For new customers, the credit shall apply to all consumption subject to certain caps as measured by AQUA NEW JERSEY, INC. A new customer, for purposes of this Service, shall be defined as a customer who has not previously received water from AQUA NEW JERSEY, INC. within the previous two years, or whose newly leased or purchased space is separately metered.

For existing customers, the credit shall apply only to that consumption, as measured by AQUA NEW JERSEY, INC., which is in excess of the highest comparable consumption during the most recent 10 year period without such expansion. Existing customers shall also be subject to the caps on eligible consumption. An existing customer for purposes of this Service, shall be defined as a customer whose newly leased or purchased space is not separately metered from the existing service.

The Company reserves the right, after proper notification to the Board of Public Utilities, to cancel this tariff at any time for new applicants. The Company also reserved the right to determine the bona fide nature of any applicant wishing to utilize this tariff. This tariff shall be open for a minimum of two years subject to the caps on eligible consumption.

Issued: _____
By: Nicholas V. Asselta, President
10 Black Forest Road
Hamilton, NJ 08691

Effective Date: _____

Filed pursuant to decision and order of the Board of Public Utilities dated
April 11, 2012, in Docket No. WR 11120859.

RIDER ED
ECONOMIC DEVELOPMENT PROGRAM (CONTINUED)

ADDITIONAL CREDIT

An additional credit of 5% per year for the first four years will be added to the above credit for all its customers who qualify for the Economic Development Program and are also in a "priority location" (Urban Enterprise Zones) as defined by the New Jersey Economic Development Authority. The credit would be based on the same parameters as above and equate to a 70% credit for the first year, 50% for the second year, 30% for the third year, and 15% for the fourth and final year.

ELIGIBILITY

Each customer will be required to sign an Application for Economic Development Service including an estimate of additional consumption. The customer will also be required to participate in a conservation audit performed by the Company. The customer must remain on the same rate schedule as in the base year period throughout the four-year term of the program. AQUA NEW JERSEY, INC., upon verification of eligibility, will provide the customer with a written commitment for Economic Development Program Service.

To be eligible, a customer must lease or purchase new or vacant space for manufacturing, retail, research and development, office or warehousing. The effective date of the lease or purchase must be after the date of this rate schedule. The total additional leased or purchased building space must equal or exceed 2,000 square feet.

Qualifying vacant building space must be vacant for a minimum of six months, as determined by AQUA NEW JERSEY, INC., prior to receiving a commitment for the Economic Development Program.

Issued: _____
By: Nicholas V. Asselta, President
10 Black Forest Road
Hamilton, NJ 08691

Effective Date: _____

Filed pursuant to decision and order of the Board of Public Utilities dated
April 11, 2012, in Docket No. WR 11120859.

RIDER ED
ECONOMIC DEVELOPMENT PROGRAM (CONTINUED)

Customer must be adding at least two permanent full-time employees (owner included) to their payroll at the site receiving Economic Development Program Service. Relocation or consolidation of employees based in AQUA NEW JERSEY, INC.'s service territory without employment growth, will not qualify. Employment growth will be confirmed by AQUA NEW JERSEY, INC. in conjunction with the New Jersey Department of Labor and/or affidavit from the customer. AQUA NEW JERSEY, INC. reserves the right, at its discretion, to periodically verify employment increases and sustained level of employment. If after verification the required employment level has not been sustained, Rider ED will no longer be applicable.

The Company reserves the right, after proper notification to the Board of Public Utilities, to cancel this tariff at any time for new applicants. The Company also reserves the right to determine the bona fide nature of any applicant wishing to utilize this tariff. This tariff shall be open for a minimum of two years subject to the caps on eligible consumption.

LIMITATIONS OF SERVICE

This service is not available to federal, state, county or local government or governmental entities. In addition, the Company shall limit eligibility into the pilot economic development program so that the following total maximum consumption factors should not be exceeded:

- a) The Company shall limit its economic development discounts so that, over a period of 12 consecutive months, to be measured at the end of each month, the Company sells no more than 52 million gallons under the Economic Development Rider. If the 52 million gallon cap is exceeded in any 12 month period, then the Company shall immediately cease accepting new applicants under the Economic Development Rider.
- b) There shall be a cap on the discount for all water sold per month to any individual customer as follows:
 - i) no more than 15,000 gallons per month shall be subject to discount under the Economic Development Rider for customers having a meter size of less than one inch.
 - ii) no more than 30,000 gallons per month shall be subject to discount under the Economic Development Rider for customers having a meter size of one inch, 1.5 inches, or two inches.

Issued: _____
By: Nicholas V. Asselta, President
10 Black Forest Road
Hamilton, NJ 08691

Effective Date: _____

Filed pursuant to decision and order of the Board of Public Utilities dated
April 11, 2012, in Docket No. WR 11120859.

RIDER ED
ECONOMIC DEVELOPMENT PROGRAM (CONTINUED)

iii) no more than 60,000 gallons per month shall be subject to discount under the Economic Development Rider for customers having a meter size of three inches or larger.

However, no eligible customer who is served under this tariff shall be denied the full benefit of the four year duration of the discounts under this pilot program.

Issued: _____

Effective Date: _____

By: Nicholas V. Asselta, President
10 Black Forest Road
Hamilton, NJ 08691

Filed pursuant to decision and order of the Board of Public Utilities dated
April 11, 2012, in Docket No. WR 11120859.

RATE SCHEDULE NO. 9
NON-TREATED AND NON-POTABLE METERED SERVICE
LIBERTY ROAD WELL - LOPATCONG TOWNSHIP GOLF COURSE

APPLICABILITY

Applicable to the use of non-treated and non-potable water supplied through a meter to the Lopatcong Township Golf Course for irrigation purposes only.

CHARACTER OF SERVICE

Continuous

RATE:

Rates are the same as those for Rate Schedule No. 1 – Main.

	<u>Usage Charge</u> <u>Rate/1000 Gallons</u>
All Consumption	\$ 1.077

Peak Electrical Demands Surcharge – the surcharge for all peak electrical use will be passed on directly to the specific user.

TERMS OF PAYMENT:

BILLS ARE DUE FIFTEEN (15) DAYS AFTER THE BILL IS SENT. Bills for metered service will be rendered monthly in arrears.

Issued: _____ Effective Date: _____
By: Nicholas V. Asselta, President
10 Black Forest Road
Hamilton, NJ 08691

Filed pursuant to decision and order of the Board of Public Utilities dated
April 11, 2012, in Docket No. WR 11120859.

AQUA NEW JERSEY, INC.
B.P.U. NO. 17 – WATER

FIFTH REVISED SHEET NO. 17
SUPERSEDING FOURTH REVISED SHEET NO. 17

RATE SCHEDULE NO. 10
THIS SCHEDULE IS NO LONGER BEING USED

Issued: _____
By: Nicholas V. Asselta, President
10 Black Forest Road
Hamilton, NJ 08691

Effective Date: _____

Filed pursuant to decision and order of the Board of Public Utilities dated
April 11, 2012, in Docket No. WR 11120859.

Petition of Aqua New Jersey, Inc.
For Approval of an Increase in Rates for
Water Service and Other Tariff Changes

BPU Docket No. WR14010019
OAL Dkt. No. PUC-01147-14

Exhibit B

NJ - Total Systems, Water

Proposed Rates Based on 7/15/14 Stipulation

Billing Determinants, Test Year Revenue Reconciliation, Comparison of Revenue at Present and Proposed Rates

Based on Test Year Ended Sep 30, 2013 Updated to Apr 2014

1.039 3 Yr Fctr
BDs updated through Apr 2014

Line No.	(1) Class	(2) Meter Size	(3) As Filed PF Units	(4) Present Rate \$	(5) AsFiled PF Rev PrstRt	1.039 3 Yr Fctr		(8) Proposed Rate \$	(9) Upd PF Rev Prpsd Rts (\$)	(10) Eqv Custs %Revincrs
						(6) Updated PF Units	(7) Upd PF Rev Prnt Rts (\$)			
Residential										
2	Billed Months & Base Revenue									
3		Easement cust	12	-	-	12	-	-	-	1
4		5/8x3/4"	497,732	various	6,440,517	499,692	6,465,982	various	6,941,730	41,641
5		3/4"	63,905	various	1,188,007	64,140	1,192,324	various	1,335,395	5,345
6		1"	9,058	various	292,165	8,964	289,185	various	311,051	747
7		1-1/2"	1,734	various	112,190	1,716	111,024	various	119,080	143
8		2"	1,876	various	171,963	1,728	177,350	various	191,877	144
9		3"	60	various	11,855	60	11,655	various	12,492	5
10		6"	12	various	7,770	12	7,770	various	8,328	1
11		8"	12	various	12,432	12	12,432	various	13,325	1
12		Total Base Res	574,201		8,236,699	576,336	8,287,703		8,933,288	48,028
14	Usage kGals & Revenue									
15		Allowance	77	-	-	40	-	-	-	
16		Charged	3,252,622	various	15,954,148	3,238,587	15,884,926	various	17,392,810	
17		Total Usage Res	3,252,698		15,954,148	3,238,627	15,884,926		17,392,810	
18		<i>Avg kGals/Bill</i>	<i>5.665</i>			<i>5.619</i>				
19		Total Residential Revenue			24,190,846		24,152,630		26,328,098	9.0%
20		<i>Avg Res Bill, all sizes</i>			<i>42.13</i>		<i>41.91</i>		<i>45.68</i>	
21	Commercial									
22	Billed Months & Base Revenue									
23		5/8x3/4"	13,986	various	180,808	13,800	178,397	various	191,544	1,150
24		3/4"	1,869	various	35,425	1,836	34,784	various	38,228	153
25		1"	3,286	various	105,983	2,798	90,186	various	97,021	233
26		1-1/2"	2,093	various	135,145	1,980	127,844	various	137,412	165
27		2"	4,370	various	451,676	4,020	415,219	various	448,381	335
28		3"	289	various	65,355	312	68,823	various	64,958	26
29		4"	137	various	43,919	144	46,185	various	49,968	12
30		6"	71	various	45,973	72	46,620	various	49,968	6
31		8"	82	various	83,560	84	85,632	various	93,274	7
32		Bulk	94	various	2,350	108	2,700	various	2,916	9
33		Raw 4"	7	various	2,511	7	2,511	various	2,429	1
34		Total Base COM	28,284		1,142,703	25,159	1,090,001		1,174,097	2,097
35		Note: Raw 4" customer has 7 bills per year, not 12.								
36	Usage kGals & Revenue									
37		Allowance	-	-	-	-	-	-	-	
38		Charged	641,205	various	3,041,488	625,821	2,939,970	various	3,231,449	
39		Total Usage COM	641,205		3,041,488	625,821	2,939,970		3,231,449	
40		<i>Avg kGals/Bill</i>	<i>24.395</i>			<i>24.875</i>				
41		Total Commercial Revenue			4,184,171		4,029,971		4,405,545	9.3%
42	Industrial									
44	Billed Months & Base Revenue									
45		5/8x3/4"	120	various	1,554	120	1,554	various	1,668	10
46		3/4"	12	various	233	12	233	various	250	1
47		1"	23	various	745	24	777	various	833	2
48		1-1/2"	36	various	2,331	36	2,331	various	2,498	3
49		2"	156	various	16,182	144	14,918	various	15,990	12
50		3"	-	various	-	-	-	various	-	-
51		4"	67	various	21,891	72	23,310	various	24,984	6
52		6"	24	various	15,540	24	15,540	various	16,656	2
53		8"	12	various	12,432	12	12,432	various	13,325	1
54		10"	12	various	17,871	12	17,871	various	19,154	1
55		Total Base IND	462		88,559	456	88,867		95,356	38
56	Usage kGals & Revenue									
57		Allowance	-	-	-	-	-	-	-	
58		Charged	86,238	various	425,152	88,509	436,351	various	476,800	
59		Total Usage IND	86,238		425,152	88,509	436,351		476,800	
60		<i>Avg kGals/Bill</i>	<i>186.662</i>			<i>194.099</i>				
61		Total Industrial Revenue			513,711		525,318		572,155	8.9%

NJ - Total Systems, Water

Billing Determinants, Test Year Revenue Reconciliation, Comparison of Revenue at Present and Proposed Rates

Based on Test Year Ended Sep 30, 2013 Updated to Apr 2014

Line No.	(1) Class	(2) Size	(3) As Filed PF Units	(4) Present Rate \$	(5) AsFiled PF Rev PrstRt	(6) Updated PF Units	(7) Upd PF Rev Prant Rts (\$)	(8) Proposed Rate \$	(9) Upd PF Rev Prpsd Rts (\$)	(10) Eqv Custs %Revincrs
1	Public Authorities									
2	Billed Months & Base Revenue									
3		5/8x3/4"	233	various	3,017	228	2,953	various	3,165	19
4		3/4"	12	various	233	12	233	various	250	1
5		1"	48	various	1,554	48	1,554	various	1,666	4
6		1-1/2"	108	various	7,587	96	6,839	various	7,330	8
7		2"	708	various	73,349	720	74,592	various	79,949	60
8		3"	60	various	11,655	60	11,655	various	12,492	5
9		4"	48	various	15,540	48	15,540	various	16,656	4
10		6"	96	various	62,160	96	62,160	various	66,624	8
11		8"	46	various	47,656	48	49,728	various	53,299	4
12		Total Measured PUB	1,357		222,761	1,356	225,354		241,430	113
13										
14	Usage kGals & Revenue									
15		Allowance	-		-	-	-		-	
16		Charged	78,239	various	386,547	75,358	371,318	various	405,546	
17		Total Usage PUB	78,239		386,547	75,358	371,318		405,546	
18		Avg kGals/Bill	57.656			55.574				
19		Total Public Authorities Revenue			608,298		598,672		646,976	8.4%
20										
21	Other Water Sales (Included in Com for PF)									
22	Usage kGals & Revenue									
23		Total Buys OTH	-	25.00	-	-	-	27.00	-	
24		Total Usage OTH	-	various	-	-	-	various	-	
25		Total Other Revenue								0.0%
26										
27	Total Water Sales									
28		Billed Months & Revenue	602,304		9,690,712	603,307	9,672,025		10,444,169	60,276
29		Usage kGals & Revenue	4,058,379		19,806,312	4,028,314	19,632,585		21,508,607	
30		Total Water Sales Revenue			28,497,024		28,304,690		31,950,777	9.0%
31		Total EDUs	753,412			751,979				
32		Avg kGals/Bill	6.739			6.677				
33	Fire Protection									
34	Private Fire Protection (Billed-Unit-Months)									
35		Sprinklers 3"	84	various	7,777	84	7,777	various	8,009	Units 7
36		4"	1,497	various	237,475	1,524	241,360	various	244,111	127
37		6"	2,010	various	839,106	2,064	653,547	various	661,146	172
38		8"	734	various	371,083	732	370,059	various	374,908	61
39		10"	191	various	140,502	204	150,064	various	150,761	17
40		12"	12	various	16,503	12	16,503	various	16,580	1
41		Total Sprinklers	4,528		1,412,445	4,620	1,439,311		1,456,514	385
42										
43		Private Hydrants	1,728	various	71,004	1,764	72,483	various	72,819	147
44		Total Private Fire	6,256		1,483,448	6,384	1,511,794		1,528,333	1.1%
45										
46										
47	Public Fire Protection (Billed-Unit-Months)									
48		Hydrants All Southern	11,151	54.16	603,938	11,400	617,424	54.16	617,424	950
49		Alpha Boro	12	20.83	250	12	250	22.29	267	1
50		Bayville	3,122	16.67	52,044	3,168	52,811	17.84	56,507	264
51		Calton Boro	312	45.83	14,289	312	14,289	49.04	15,300	26
52		Fredon Twp	228	20.83	4,749	228	4,749	22.29	5,082	19
53		Holland Twp- Church St	240	45.83	10,999	240	10,999	49.04	11,769	20
54		Holland Twp- Fox Hill Dr.	48	28.33	1,360	48	1,360	30.31	1,455	4
55		Hardyston Township	504	10.83	5,458	504	5,458	11.59	5,840	42
56		Lebanon	12	54.16	650	12	650	54.16	650	1
57		Lawrenceville	2,816	22.79	64,177	2,832	64,541	24.39	69,059	236
58		Other Central	13,770	54.16	745,783	13,776	746,108	54.16	746,108	1,148
59		Phillipsburg Subn	4,848	54.16	262,568	4,884	264,517	54.16	264,517	407
60		Phillipsburg Twn	2,523	48.00	121,104	2,532	121,536	51.36	130,044	211
61		Tranquility Springs	276	41.67	11,500	276	11,500	44.58	12,305	23
62		Upper Freehold Twp	516	27.50	14,190	516	14,190	29.43	15,183	43
63		Total Public Fire	40,378		1,913,069	40,740	1,930,393		1,951,511	1.1%
64										
65		Total Water Sales & Fire Protection			32,893,541		32,746,777		35,430,621	8.2%
66		Rounding Difference above Target Revenue Requirement							(194)	

NJ - Total Systems, Water

Billing Determinants, Test Year Revenue Reconciliation, Comparison of Revenue at Present and Proposed Rates
 Based on Test Year Ended Sep 30, 2013 Updated to Apr 2014 1.039 3 Yr Fctr

Line No.	(1) Description	(2)	(3)	(4)	(5) AsFid PF Rev PrstRt	(6) Updated PF Units	(7) Upd PF Rev Prsnt Rts (\$)	(6) Proposed Rate \$	(7.00) Upd PF Rev Prpscd Rts (\$)
1									
2									
3	Service Improvement Charges								
4	Rate per EDU			2.04		2.04			
5	EDUs & Revenue	758,412			1,538,960	751,979	1,534,038		
6									
7	Total Sales Revenue & DSIC				<u>34,430,501</u>		<u>34,280,815</u>	<u>35,430,621</u>	
8									
9	% Usgr Rev of Total Sales & DSIC				58%				
10	% Base Rev				42%				
11									
12									
13	Miscellaneous Charges Booked and Projected								
14					132,832	132,832		132,832	
15									
16									
17	Antenna Revenue Booked and Projected								
18				at 50%->	362,889	at Stip->	734,802	at Stip-> 734,802	
19									
20	<i>Rounding Difference from above</i>							194	
21	Total Operating Revenues				<u>34,928,223</u>		<u>35,148,449</u>	<u>36,298,449</u>	
22	Difference from Stip							-	

NJ - Main Water Tariff

Billing Determinants, Test Year Revenue, Comparison of Revenue at Present and Proposed Rates

Based on Test Year Ended Sep 30, 2013 Updated to Apr 2014

Line No.	(1) Class	(2) Meter Size	1.047 3 Yr Fctr			1.039 3 Yr Fctr				
			(3) As Filed PF Units	(4) Present Rate \$	(5) AsFiled PF Rev PrstRt	BDs updated through Apr 2014				
					(6) Updated PF Units	(7) Upd PF Rev Prsnt Rts (\$)	(8) Proposed Rate \$	(9) Upd PF Rev Prpsd Rts (\$)	(10) Custs %Revincrs	
1	Residential									
2	Billed Months & Base Revenue									
3	Easement cust		12	-	-	12	-	-	1	
4	5/8x3/4"	485,134	12.95	6,282,483	486,960	6,308,132	13.88	6,759,005	40,580	
5	3/4"	39,287	19.43	763,346	39,408	765,697	20.82	820,475	3,284	
6	1"	8,746	32.38	283,195	8,664	280,540	34.70	300,641	722	
7	1-1/2"	1,722	64.75	111,500	1,704	110,334	69.40	118,258	142	
8	2"	1,532	103.60	158,715	1,584	164,102	111.04	175,887	132	
9	3"	60	194.25	11,655	60	11,655	208.20	12,492	5	
10	6"	12	647.50	7,770	12	7,770	694.00	8,328	1	
11	8"	12	1,036.00	12,432	12	12,432	1,110.40	13,325	1	
12	Total Base Res	536,517		7,631,097	538,416	7,658,663		8,208,410	44,668	
13										
14	Usage kGals & Revenue									
15	Allowance		77	-	-	40	-	-	-	
16	Charged	3,073,726	4.930	15,153,469	3,060,793	15,089,709	5.387	16,488,491	-	
17	Total Usage Res	3,073,802		15,153,469	3,060,833	15,089,709		16,488,491		
18										
19	Total Residential Revenue									
20	<i>Avg Res Bill, all sizes</i>			22,784,565		22,748,372		24,696,901	8.6%	
21	Commercial									
22	Billed Months & Base Revenue									
23	5/8x3/4"	13,581	12.95	175,874	13,416	173,737	13.88	186,214	1,118	
24	3/4"	1,413	19.43	27,455	1,380	26,813	20.82	28,732	115	
25	1"	2,919	32.38	94,517	2,448	79,266	34.70	84,946	204	
26	1-1/2"	2,041	64.75	132,155	1,944	125,874	69.40	134,914	162	
27	2"	4,264	103.60	441,750	3,888	402,797	111.04	431,724	324	
28	3"	244	194.25	47,397	276	53,613	208.20	57,463	23	
29	4"	125	323.75	40,469	132	42,735	347.00	45,804	11	
30	6"	71	647.50	45,973	72	46,620	694.00	49,968	6	
31	8"	70	1,036.00	72,520	72	74,582	1,110.40	79,949	6	
32	Bulk	67	25.00	1,675	84	2,100	27.00	2,268	7	
33	Raw 4"									
34	Total Base COM	24,795		1,079,784	23,712	1,028,148		1,101,980	1,976	
35										
36	Usage kGals & Revenue									
37	Allowance									
38	Charged	588,219	4.930	2,899,921	586,371	2,792,210	5.387	3,051,042		
39	Total Usage COM	588,219		2,899,921	586,371	2,792,210		3,051,042		
40										
41	Total Commercial Revenue									
42				3,978,705		3,820,358		4,153,022	8.7%	
43	Industrial									
44	Billed Months & Base Revenue									
45	5/8x3/4"	120	12.95	1,554	120	1,554	13.88	1,666	10	
46	3/4"	12	19.43	233	12	233	20.82	250	1	
47	1"	23	32.38	745	24	777	34.70	833	2	
48	1-1/2"	36	64.75	2,331	36	2,331	69.40	2,498	3	
49	2"	156	103.60	16,162	144	14,918	111.04	15,990	12	
50	3"	-	194.25	-	-	-	208.20	-	-	
51	4"	67	323.75	21,691	72	23,310	347.00	24,984	6	
52	6"	24	647.50	15,540	24	15,540	694.00	16,656	2	
53	8"	12	1,036.00	12,432	12	12,432	1,110.40	13,325	1	
54	10"	12	1,488.25	17,871	12	17,871	1,596.20	19,154	1	
55	Total Base IND	462		88,559	456	88,967		95,356	38	
56										
57	Usage kGals & Revenue									
58	Allowance									
59	Charged	86,238	4.930	425,152	88,509	436,351	5.387	476,800		
60	Total Usage IND	86,238		425,152	88,509	436,351		476,800		
61										
62	Total Industrial Revenue									
				513,711		525,318		572,155	8.9%	

NJ - Main Water Tariff

Billing Determinants, Test Year Revenue, Comparison of Revenue at Present and Proposed Rates

Based on Test Year Ended Sep 30, 2013 Updated to Apr 2014

Line No.	(1) Class	(2) Size	(3) As Filed PF Units	(4) Present Rate \$	(5) AsFiled PF Rev PrstRt	(6) Updated PF Units	(7) Upd PF Rev Prsnt Rts (\$)	(8) Proposed Rate \$	(9) Upd PF Rev Prpd Rts (\$)	(10) Custs %Revincrs	
1	Public Authorities										
2	Billed Months & Base Revenue										
3		5/8x3/4"	233	12.95	3,017	228	2,953	13.88	3,165	19	
4		3/4"	12	19.43	233	12	233	20.82	250	1	
5		1"	48	32.38	1,554	48	1,554	34.70	1,666	4	
6		1-1/2"	94	64.75	6,087	84	5,439	69.40	5,830	7	
7		2"	708	103.60	73,349	720	74,582	111.04	79,949	60	
8		3"	60	194.25	11,655	60	11,655	208.20	12,492	5	
9		4"	48	323.75	15,540	48	15,540	347.00	16,656	4	
10		6"	96	647.50	62,160	96	62,160	694.00	66,624	8	
11		8"	48	1,036.00	47,656	48	48,728	1,110.40	53,298	4	
12		Total Measured PUB	1,345		221,251	1,344	223,854		239,930	112	
13											
14	Usage kGals & Revenue										
15		Allowance	-	-	-	-	-	-	-	-	
16		Charged	77,841	4.930	383,757	74,903	369,271	5.387	403,501		
17		Total Usage PUB	77,841		383,757	74,903	369,271		403,501		
18											
19		Total Public Authorities Revenue			605,008		593,125		643,431	8.5%	
20											
21	Other Water Sales										
22	Usage kGals & Revenue										
23		Total Buys OTH	-	various	-	-	-	27.00	-		
24		Total Usage OTH	-	4.930	-	-	-	5.387	-		
25		Total Other Revenue								0.0%	
26											
27	Total Water Sales										
28		Billed Months & Revenue	563,119		9,020,691	563,928	8,999,631		9,645,676	46,994	
29		Usage kGals & Revenue	3,826,100		18,862,298	3,790,616	18,687,541		20,419,834		
30		Total Water Sales Revenue			27,882,989		27,687,172		30,065,510	8.6%	
31		Total CEUs	696,558			694,932					
32											
33	Fire Protection										
34	Private Fire Protection (Billed-Unit-Months)										
35		Sprinklers	3"	72	65.95	6,908	72	6,908	96.40	6,940	6
36			4"	1,448	159.92	231,564	1,464	234,123	160.66	235,209	122
37			6"	1,962	319.84	627,526	1,980	633,283	321.32	636,221	165
38			8"	698	511.73	357,188	696	356,164	514.10	357,817	58
39			10"	191	735.61	140,502	204	150,064	739.02	150,761	17
40			12"	12	1,375.28	16,503	12	16,503	1,381.66	16,503	1
41		Total Sprinklers	4,383		1,380,191	4,428	1,397,046		1,403,528	369	
42											
43		Private Hydrants	1,728	41.09	71,004	1,764	72,483	41.28	72,819	147	
44		Total Private Fire	6,111		1,451,195	6,192	1,469,529		1,476,347	0.5%	
45											
46											
47	Public Fire Protection (Billed-Unit-Months)										
48		Hydrants	All Southern	11,151	54.16	603,938	11,400	617,424	54.16	617,424	950
49			Alpha Boro	12	20.83	250	12	250	22.29	267	1
50			Bayville	3,122	16.67	52,044	3,168	52,811	17.84	56,507	264
51			Califon Boro	312	45.83	14,299	312	14,299	49.04	15,300	26
52			Fredon Twp	228	20.83	4,749	228	4,749	22.29	5,082	19
53			Holland Twp- Church St	240	45.83	10,999	240	10,999	49.04	11,769	20
54			Holland Twp- Fox Hill Dr.	48	28.33	1,360	48	1,360	30.31	1,455	4
55			Lebanon	12	54.16	650	12	650	54.16	650	1
56			Other Central	13,770	54.16	745,783	13,776	746,108	54.16	746,108	1,148
57			Phillipsburg	4,848	54.16	262,566	4,884	264,517	54.16	264,517	407
58			Subn	2,523	48.00	121,104	2,532	121,536	51.36	130,044	211
59			Phillipsburg Twn								
60			Upper Freehold Twp	516	27.50	14,190	516	14,180	29.43	15,183	43
61			Total Public Fire	36,782		1,831,934	37,128	1,848,893		1,864,307	0.8%
62											
63		Total Water Sales & Fire Protection			31,166,117		31,005,595		33,406,164	7.7%	

NJ - Walkill Water Tariff

Billing Determinants, Test Year Revenue, Comparison of Revenue at Present and Proposed Rates

Based on Test Year Ended Sep 30, 2013 Updated to Apr 2014

1.039 3 Yr Fctr
BDs updated through Apr 2014

Line No.	(1) Class	(2) Meter Size	1.047 3 Yr Fctr			1.039 3 Yr Fctr				
			(3) As Filed PF Units	(4) Present Rate \$	(5) AsFiled PF Rev PrstRt	(6) Updated PF Units	(7) Upd PF Rev Prnt Rts (\$)	(8) Proposed Rate \$	(9) Upd PF Rev Prpsd Rts (\$)	(10) Custs %RevIncrs
1	Residential									
2	Billed Months & Base Revenue									
3	Easement cust									
4	5/8x3/4"	4,130	12.95	53,484	4,236	54,856	13.88	58,796	353	
5	3/4"		19.43				20.82			
6	1"		32.38				34.70			
7	1-1/2"		64.75				69.40			
8	2"		103.60				111.04			
9	3"		194.25				208.20			
10	6"		647.50				694.00			
11	8"		1,036.00				1,110.40			
12	Total Base Res	4,130		53,484	4,236	54,856		58,796	353	
13										
14	Usage kGals & Revenue									
15	Allowance									
16	Charged	17,113	1.122	19,201	17,134	19,224	2.424	41,532		
17	Total Usage Res	17,113		19,201	17,134	19,224		41,532		
18										
19	Total Residential Revenue			72,685		74,080		100,328	35.4%	
20	<i>Avg Res Bill, all sizes</i>			<i>17.60</i>		<i>17.49</i>				
21	Commercial									
22	Billed Months & Base Revenue									
23	5/8x3/4"	189	12.95	2,448	166	2,176	13.88	2,332	14	
24	3/4"	48	19.43	933	48	933	20.82	999	4	
25	1"	252	32.38	8,160	252	8,160	34.70	8,744	21	
26	1-1/2"		64.75				69.40			
27	2"	15	103.60	1,554	24	2,486	111.04	2,665	2	
28	3"	9	194.25	1,748			208.20			
29	4"		323.75				347.00			
30	6"		647.50				694.00			
31	8"		1,036.00				1,110.40			
32	Bulk		25.00				27.00			
33	Raw 4"									
34	Total Base COM	513		14,842	492	13,754		14,741	41	
35										
36	Usage kGals & Revenue									
37	Allowance									
38	Charged	13,991	1.122	15,698	14,473	16,238	2.424	35,082		
39	Total Usage COM	13,991		15,698	14,473	16,238		35,082		
40										
41	Total Commercial Revenue			30,540		29,993		49,822	66.1%	
42										
43	Industrial									
44	Billed Months & Base Revenue									
45	5/8x3/4"		12.95				13.88			
46	3/4"		19.43				20.82			
47	1"		32.38				34.70			
48	1-1/2"		64.75				69.40			
49	2"		103.60				111.04			
50	3"		194.25				208.20			
51	4"		323.75				347.00			
52	6"		647.50				694.00			
53	8"		1,036.00				1,110.40			
54	10"		1,489.25				1,596.20			
55	Total Base IND									
56										
57	Usage kGals & Revenue									
58	Allowance									
59	Charged		1.122				2.424			
60	Total Usage IND									
61										
62	Total Industrial Revenue								0.0%	

NJ - Walkkill Water Tariff

Billing Determinants, Test Year Revenue, Comparison of Revenue at Present and Proposed Rates

Based on Test Year Ended Sep 30, 2013 Updated to Apr 2014

Line No.	(1) Class	(2) Size	(3) As Filed PF Units	(4) Present Rate \$	(5) AsFid PF Rev PrstRt	(6) Updated PF Units	(7) Upd PF Rev Prsnt Rts (\$)	(8) Proposed Rate \$	(9) Upd PF Rev Prpsd Rts (\$)	(10) Custs %RevIncrs
1	Public Authorities									
2	Billed Months & Base Revenue									
3		5/8x3/4"	-	12.95	-	-	-	13.88	-	-
4		3/4"	-	19.43	-	-	-	20.82	-	-
5		1"	-	32.38	-	-	-	34.70	-	-
6		1-1/2"	-	64.75	-	-	-	69.40	-	-
7		2"	-	103.60	-	-	-	111.04	-	-
8		3"	-	194.25	-	-	-	208.20	-	-
9		4"	-	323.75	-	-	-	347.00	-	-
10		6"	-	647.50	-	-	-	694.00	-	-
11		8"	-	1,036.00	-	-	-	1,110.40	-	-
12		Total Measured PUB	-	-	-	-	-	-	-	-
13										
14	Usage kGals & Revenue									
15		Allowance	-	-	-	-	-	-	-	-
16		Charged	-	1.122	-	-	-	2.424	-	-
17		Total Usage PUB	-	-	-	-	-	-	-	-
18										
19	Total Public Authorities Revenue									
20										0.0%
21	Other Water Sales									
22	Usage kGals & Revenue									
23		Total Buys OTH	-	various	-	(to COM)	-	27.00	-	-
24		Total Usage OTH	-	1.122	-	-	-	2.424	-	-
25		Total Other Revenue	-	-	-	-	-	-	-	0.0%
26										
27	Total Water Sales									
28		Billed Months & Revenue	4,643	-	68,326	4,728	68,611	-	73,536	394
29		Usage kGals & Revenue	31,105	-	34,899	31,606	35,462	-	76,614	-
30		Total Water Sales Revenue	-	-	103,225	-	104,073	-	150,150	44.3%
31		Total CEUs	5,276	-	-	5,298	-	-	-	-
32										
33	Fire Protection									
34	Private Fire Protection (Billed-Unit-Months)									
35		Sprinklers 3"	-	95.95	-	-	-	96.40	-	Units
36		4"	-	159.92	-	-	-	160.66	-	-
37		6"	-	319.84	-	-	-	321.32	-	-
38		8"	-	511.73	-	-	-	514.10	-	-
39		10"	-	735.61	-	-	-	739.02	-	-
40		12"	-	1,375.28	-	-	-	1,381.66	-	-
41		Total Sprinklers	-	-	-	-	-	-	-	-
42										
43		Private Hydrants	-	41.09	-	-	-	41.26	-	-
44		Total Private Fire	-	-	-	-	-	-	-	0.0%
45										
46										
47	Public Fire Protection (Billed-Unit-Months)									
48		Hydrants	-	-	-	-	-	-	-	42
49			-	-	-	-	-	-	-	-
50			-	-	-	-	-	-	-	-
51			-	-	-	-	-	-	-	-
52			-	-	-	-	-	-	-	-
53			-	-	-	-	-	-	-	-
54			-	-	-	-	-	-	-	-
55		Hardyston Township	504	10.83	5,458	504	5,458	11.59	5,840	42
56			-	-	-	-	-	-	-	-
57			-	-	-	-	-	-	-	-
58			-	-	-	-	-	-	-	-
59			-	-	-	-	-	-	-	-
60			-	-	-	-	-	-	-	-
61			-	-	-	-	-	-	-	-
62			-	-	-	-	-	-	-	-
63		Total Public Fire	504	-	5,458	504	5,458	-	5,840	7.0%
64										
65	Total Water Sales & Fire Protection									
					108,683		109,531		155,991	42.4%

NJ - Vernon Water Tariff

Billing Determinants, Test Year Revenue, Comparison of Revenue at Present and Proposed Rates

Based on Test Year Ended Sep 30, 2013 Updated to Apr 2014

1.039 3 Yr Fctr

1.047 3 Yr Fctr

BDs updated through Apr 2014

Line No.	(1) Class	(2) Meter Size	(3)	(4)	(5)	(6)	(7)	(8)	(9)	(10)
			As Filed PF Units	Present Rate \$	AsFiled PF Rev PrstRt	Updated PF Units	Upd PF Rev Prsnt Rts (\$)	Proposed Rate \$	Upd PF Rev Prpsd Rts (\$)	Custs %RevIncrs
1	Residential									
2	Billed Months & Base Revenue									
3		Easement cust	-	-	-	-	-	-	-	-
4		5/8x3/4"	2,368	11.50	27,232	2,388	27,462	13.88	33,145	199
5		3/4"	-	17.25	-	-	-	20.82	-	-
6		1"	12	28.75	345	12	345	34.70	416	1
7		1-1/2"	-	57.50	-	-	-	69.40	-	-
8		2"	-	92.00	-	-	-	111.04	-	-
9		3"	-	172.50	-	-	-	208.20	-	-
10		6"	-	575.00	-	-	-	694.00	-	-
11		8"	-	920.00	-	-	-	1,110.40	-	-
12		<u>Total Base Res</u>	<u>2,380</u>		<u>27,577</u>	<u>2,400</u>	<u>27,807</u>		<u>33,562</u>	<u>200</u>
13										
14	Usage kGals & Revenue									
15		Allowance	-	-	-	-	-	-	-	-
16		Charged	11,290	4.477	50,547	11,249	50,361	5.387	60,597	-
17		<u>Total Usage Res</u>	<u>11,290</u>		<u>50,547</u>	<u>11,249</u>	<u>50,361</u>		<u>60,597</u>	
18										
19		Total Residential Revenue			<u>78,124</u>		<u>78,168</u>		<u>94,159</u>	<u>20.5%</u>
20		<i>Avg Res Bill, all sizes</i>			<u>32.83</u>		<u>32.57</u>			
21	Commercial									
22	Billed Months & Base Revenue									
23		5/8x3/4"	-	11.50	-	-	-	13.88	-	-
24		3/4"	-	17.25	-	-	-	20.82	-	-
25		1"	-	28.75	-	-	-	34.70	-	-
26		1-1/2"	-	57.50	-	-	-	69.40	-	-
27		2"	-	92.00	-	-	-	111.04	-	-
28		3"	-	172.50	-	-	-	208.20	-	-
29		4"	-	287.50	-	-	-	347.00	-	-
30		6"	-	575.00	-	-	-	694.00	-	-
31		8"	-	920.00	-	-	-	1,110.40	-	-
32		Bulk	-	25.00	-	-	-	27.00	-	-
33		Raw 4"	-	-	-	-	-	-	-	-
34		<u>Total Base COM</u>	<u>-</u>		<u>-</u>	<u>-</u>	<u>-</u>		<u>-</u>	<u>-</u>
35										
36	Usage kGals & Revenue									
37		Allowance	-	-	-	-	-	-	-	-
38		Charged	-	4.477	-	-	-	5.387	-	-
39		<u>Total Usage COM</u>	<u>-</u>		<u>-</u>	<u>-</u>	<u>-</u>		<u>-</u>	
40										
41		Total Commercial Revenue			<u>-</u>		<u>-</u>		<u>-</u>	<u>0.0%</u>
42										
43	Industrial									
44	Billed Months & Base Revenue									
45		5/8x3/4"	-	11.50	-	-	-	13.88	-	-
46		3/4"	-	17.25	-	-	-	20.82	-	-
47		1"	-	28.75	-	-	-	34.70	-	-
48		1-1/2"	-	57.50	-	-	-	69.40	-	-
49		2"	-	92.00	-	-	-	111.04	-	-
50		3"	-	172.50	-	-	-	208.20	-	-
51		4"	-	287.50	-	-	-	347.00	-	-
52		6"	-	575.00	-	-	-	694.00	-	-
53		8"	-	920.00	-	-	-	1,110.40	-	-
54		10"	-	1,322.50	-	-	-	1,596.20	-	-
55		<u>Total Base IND</u>	<u>-</u>		<u>-</u>	<u>-</u>	<u>-</u>		<u>-</u>	<u>-</u>
56										
57	Usage kGals & Revenue									
58		Allowance	-	-	-	-	-	-	-	-
59		Charged	-	4.477	-	-	-	5.387	-	-
60		<u>Total Usage IND</u>	<u>-</u>		<u>-</u>	<u>-</u>	<u>-</u>		<u>-</u>	
61										
62		Total Industrial Revenue			<u>-</u>		<u>-</u>		<u>-</u>	<u>0.0%</u>

NJ - Vernon Water Tariff

Billing Determinants, Test Year Revenue, Comparison of Revenue at Present and Proposed Rates

Based on Test Year Ended Sep 30, 2013 Updated to Apr 2014

Line No.	(1) Class	(2) Size	(3) As Filed PF Units	(4) Present Rate \$	(5) AsFiled PF Rev PrstRt	(6) Updated PF Units	(7) Upd PF Rev Prsnt Rts (\$)	(8) Proposed Rate \$	(9) Upd PF Rev Prpsd Rts (\$)	(10) Custs %RevIncrs	
1	Public Authorities										
2	Billed Months & Base Revenue										
3		5/8x3/4"	-	11.50	-	-	-	13.88	-	-	
4		3/4"	-	17.25	-	-	-	20.82	-	-	
5		1"	-	28.75	-	-	-	34.70	-	-	
6		1-1/2"	-	57.50	-	-	-	69.40	-	-	
7		2"	-	92.00	-	-	-	111.04	-	-	
8		3"	-	172.50	-	-	-	208.20	-	-	
9		4"	-	287.50	-	-	-	347.00	-	-	
10		6"	-	575.00	-	-	-	694.00	-	-	
11		8"	-	920.00	-	-	-	1,110.40	-	-	
12	Total Measured PUB										
13											
14	Usage kGals & Revenue										
15		Allowance	-	-	-	-	-	-	-	-	
16		Charged	-	4.477	-	-	-	5.387	-	-	
17	Total Usage PUB										
18											
19	Total Public Authorities Revenue										
20											
21	Other Water Sales										
22	Usage kGals & Revenue										
23		Total Buys OTH	-	various	-	(to COM)	-	27.00	-	-	
24		Total Usage OTH	-	4.477	-	-	-	5.387	-	-	
25	Total Other Revenue										
26											
27	Total Water Sales										
28	Billed Months & Revenue		2,380		27,577	2,400	27,807		33,562	200	
29	Usage kGals & Revenue		11,290		50,547	11,249	50,361		60,597		
30	Total Water Sales Revenue				78,124		78,168		94,159	20.5%	
31	Total CEUs		2,398			2,418					
32											
33	Fire Protection										
34	Private Fire Protection		(Billed-Unit-Months)							Units	
35	Sprinklers	3"	-	95.65	-	-	-	96.40	-	-	
36		4"	-	159.92	-	-	-	160.66	-	-	
37		6"	-	319.84	-	-	-	321.32	-	-	
38		8"	-	511.73	-	-	-	514.10	-	-	
39		10"	-	735.61	-	-	-	739.02	-	-	
40		12"	-	1,375.28	-	-	-	1,381.66	-	-	
41	Total Sprinklers										
42											
43	Private Hydrants		-	41.09	-	-	-	41.28	-	-	
44	Total Private Fire										
45											
46											
47	Public Fire Protection		(Billed-Unit-Months)								
48	Hydrants		-	-	-	-	-	-	-	-	
49			-	-	-	-	-	-	-	-	
50			-	-	-	-	-	-	-	-	
51			-	-	-	-	-	-	-	-	
52			-	-	-	-	-	-	-	-	
53			-	-	-	-	-	-	-	-	
54			-	-	-	-	-	-	-	-	
55			-	-	-	-	-	-	-	-	
56			-	-	-	-	-	-	-	-	
57			-	-	-	-	-	-	-	-	
58			-	-	-	-	-	-	-	-	
59			-	-	-	-	-	-	-	-	
60			-	-	-	-	-	-	-	-	
61			-	-	-	-	-	-	-	-	
62			-	-	-	-	-	-	-	-	
63	Total Public Fire										
64											
65	Total Water Sales & Fire Protection										
					78,124		78,168		94,159	20.5%	

NJ - Lawrenceville Water Tariff

Billing Determinants, Test Year Revenue, Comparison of Revenue at Present and Proposed Rates

Based on Test Year Ended Sep 30, 2013 Updated to Apr 2014

		1.047 3 Yr Fctr			1.039 3 Yr Fctr					BDs updated through Apr 2014	
Line No.	(1) Class	(2) Meter Size	(3) As Filed PF Units	(4) Present Rate \$	(5) AsFiled PF Rev PrstRt	(6) Updated PF Units	(7) Upd PF Rev Prst Rts (\$)	(8) Proposed Rate \$	(9) Upd PF Rev Prpsd Rts (\$)	(10) Custs %RevIncrs	
1	Residential										
2	Billed Months & Base Revenue										
3		Easement cust	-	-	-	-	-	-	-	-	
4		5/8x3/4"	5,569	11.50	64,044	5,568	64,032	13.88	77,284	464	
5		3/4"	24,618	17.25	424,661	24,732	426,627	20.82	514,920	2,061	
6		1"	300	28.75	8,625	288	8,280	34.70	9,994	24	
7		1-1/2"	12	57.50	690	12	690	69.40	833	1	
8		2"	144	92.00	13,248	144	13,248	111.04	15,990	12	
9		3"	-	172.50	-	-	-	208.20	-	-	
10		6"	-	575.00	-	-	-	694.00	-	-	
11		8"	-	920.00	-	-	-	1,110.40	-	-	
12		Total Base Res	30,643		511,267	30,744	512,877		619,020	2,562	
13											
14	Usage kGals & Revenue										
15		Allowance	-	-	-	-	-	-	-	-	
16		Charged	147,569	4.864	717,777	146,381	711,995	5.387	788,552		
17		Total Usage Res	147,569		717,777	146,381	711,995		788,552		
18											
19		Total Residential Revenue			1,229,044		1,224,872		1,407,572	14.9%	
20		<i>Avg Res Bill, all sizes</i>			<i>40.17</i>		<i>39.84</i>				
21	Commercial										
22	Billed Months & Base Revenue										
23		5/8x3/4"	216	11.50	2,484	216	2,484	13.88	2,998	18	
24		3/4"	408	17.25	7,038	408	7,038	20.82	8,495	34	
25		1"	115	28.75	3,306	96	2,780	34.70	3,331	8	
26		1-1/2"	52	57.50	2,990	36	2,070	69.40	2,498	3	
27		2"	91	92.00	8,372	108	9,936	111.04	11,992	9	
28		3"	36	172.50	6,210	36	6,210	208.20	7,495	3	
29		4"	12	287.50	3,450	12	3,450	347.00	4,164	1	
30		6"	-	575.00	-	-	-	694.00	-	-	
31		8"	12	920.00	11,040	12	11,040	1,110.40	13,325	1	
32		Bulk	27	25.00	675	24	600	27.00	648	2	
33		Raw 4"	-	-	-	-	-	-	-	-	
34		Total Base COM	969		45,565	948	45,588		54,947	79	
35											
36	Usage kGals & Revenue										
37		Allowance	-	-	-	-	-	-	-	-	
38		Charged	22,538	4.864	109,623	22,479	109,339	5.387	121,095		
39		Total Usage COM	22,538		109,623	22,479	109,339		121,095		
40											
41		Total Commercial Revenue			155,188		154,927		176,042	13.6%	
42											
43	Industrial										
44	Billed Months & Base Revenue										
45		5/8x3/4"	-	11.50	-	-	-	13.88	-	-	
46		3/4"	-	17.25	-	-	-	20.82	-	-	
47		1"	-	28.75	-	-	-	34.70	-	-	
48		1-1/2"	-	57.50	-	-	-	69.40	-	-	
49		2"	-	92.00	-	-	-	111.04	-	-	
50		3"	-	172.50	-	-	-	208.20	-	-	
51		4"	-	287.50	-	-	-	347.00	-	-	
52		6"	-	575.00	-	-	-	694.00	-	-	
53		8"	-	920.00	-	-	-	1,110.40	-	-	
54		10"	-	1,322.50	-	-	-	1,596.20	-	-	
55		Total Base IND	-		-	-	-		-	-	
56											
57	Usage kGals & Revenue										
58		Allowance	-	-	-	-	-	-	-	-	
59		Charged	-	4.864	-	-	-	5.387	-	-	
60		Total Usage IND	-		-	-	-		-		
61											
62		Total Industrial Revenue			-		-		-	0.0%	

NJ - Lawrenceville Water Tariff

Billing Determinants, Test Year Revenue, Comparison of Revenue at Present and Proposed Rates

Based on Test Year Ended Sep 30, 2013 Updated to Apr 2014

Line No.	(1) Class	(2) Size	(3) As Filed PF Units	(4) Present Rate \$	(5) As Filed PF Rev PrstRt	(6) Updated PF Units	(7) Upd PF Rev Prst Rts (\$)	(8) Proposed Rate \$	(9) Upd PF Rev Prpsd Rts (\$)	(10) Custs %RevIncrs
1	Public Authorities									
2	Billed Months & Base Revenue									
3		5/8x3/4"	-	11.50	-	-	-	13.88	-	-
4		3/4"	-	17.25	-	-	-	20.82	-	-
5		1"	-	28.75	-	-	-	34.70	-	-
6		1-1/2"	-	57.50	-	-	-	69.40	-	-
7		2"	-	92.00	-	-	-	111.04	-	-
8		3"	-	172.50	-	-	-	208.20	-	-
9		4"	-	287.50	-	-	-	347.00	-	-
10		6"	-	575.00	-	-	-	694.00	-	-
11		8"	-	820.00	-	-	-	1,110.40	-	-
12	Total Measured PUB									
13										
14	Usage kGals & Revenue									
15		Allowance	-	-	-	-	-	-	-	-
16		Charged	-	4.864	-	-	-	5.387	-	-
17	Total Usage PUB									
18										
19	Total Public Authorities Revenue									
20										
21	Other Water Sales									
22	Usage kGals & Revenue									
23		Total Buys OTH	-	various	-	(to COM)	-	27.00	-	-
24		Total Usage OTH	-	4.864	-	-	-	5.387	-	-
25	Total Other Revenue									
26										
27	Total Water Sales									
28	Billed Months & Revenue		31,612		556,832	31,692	558,485		673,967	2,641
29	Usage kGals & Revenue		170,107		827,400	168,860	821,334		909,647	
30	Total Water Sales Revenue				1,384,232		1,379,799		1,583,614	14.8%
31	Total CEUs		48,414			48,556				
32										
33	Fire Protection									
34	Private Fire Protection (Billed-Unit-Months)									
35	Sprinklers	3"	-	95.95	-	-	-	96.40	-	Units
36		4"	-	159.92	-	-	-	160.66	-	-
37		6"	-	319.84	-	-	-	321.32	-	-
38		8"	-	511.73	-	-	-	514.10	-	-
39		10"	-	735.61	-	-	-	739.02	-	-
40		12"	-	1,375.28	-	-	-	1,381.66	-	-
41	Total Sprinklers									
42										
43	Private Hydrants									
44	Total Private Fire									
45										
46										
47	Public Fire Protection (Billed-Unit-Months)									
48	Hydrants									
49			-	-	-	-	-	-	-	-
50			-	-	-	-	-	-	-	-
51			-	-	-	-	-	-	-	-
52			-	-	-	-	-	-	-	-
53			-	-	-	-	-	-	-	-
54			-	-	-	-	-	-	-	-
55			-	-	-	-	-	-	-	-
56			-	-	-	-	-	-	-	-
57		Lawrenceville	2,816	22.79	64,177	2,832	64,541	24.39	69,059	236
58			-	-	-	-	-	-	-	-
59			-	-	-	-	-	-	-	-
60			-	-	-	-	-	-	-	-
61			-	-	-	-	-	-	-	-
62			-	-	-	-	-	-	-	-
63	Total Public Fire									
64										
65	Total Water Sales & Fire Protection									

NJ - Tranquility Springs Water Tariff

Billing Determinants, Test Year Revenue, Comparison of Revenue at Present and Proposed Rates

Based on Test Year Ended Sep 30, 2013 Updated to Apr 2014

1.039 3 Yr Fctr

BDs updated through Apr 2014

Line No.	(1) Class	(2) Meter Size	1.047 3 Yr Fctr			BDs updated through Apr 2014				
			(3) As Filed PF Units	(4) Present Rate \$	(5) AsFild PF Rev PrstRt	(6) Updated PF Units	(7) Upd PF Rev Prsnt Rts (\$)	(8) Proposed Rate \$	(9) Upd PF Rev Prpsd Rts (\$)	(10) Custs %Reviners
1	Residential									
2	Billed Months & Base Revenue									
3		Easement cust	-	-	-	-	-	-	-	-
4		5/8x3/4"	531	25.00	13,275	540	13,500	25.00	13,500	45
5		3/4"	-	37.50	-	-	-	37.50	-	-
6		1"	-	62.50	-	-	-	62.50	-	-
7		1-1/2"	-	125.00	-	-	-	125.00	-	-
8		2"	-	200.00	-	-	-	200.00	-	-
9		3"	-	375.00	-	-	-	375.00	-	-
10		6"	-	-	-	-	-	-	-	-
11		8"	-	-	-	-	-	-	-	-
12		<u>Total Base Res</u>	<u>531</u>		<u>13,275</u>	<u>540</u>	<u>13,500</u>		<u>13,500</u>	<u>45</u>
13										
14	Usage kGals & Revenue									
15		Allowance	-	-	-	-	-	-	-	-
16		Charged	2,923	4.500	13,152	3,031	13,638	4.500	13,638	
17		<u>Total Usage Res</u>	<u>2,923</u>		<u>13,152</u>	<u>3,031</u>	<u>13,638</u>		<u>13,638</u>	
18										
19		Total Residential Revenue			<u>26,427</u>		<u>27,138</u>		<u>27,138</u>	0.0%
20		<i>Avg Res Bill, all sizes</i>			<u>49.77</u>		<u>50.26</u>			
21	Commercial									
22	Billed Months & Base Revenue									
23		5/8x3/4"	-	25.00	-	-	-	25.00	-	-
24		3/4"	-	37.50	-	-	-	37.50	-	-
25		1"	-	62.50	-	-	-	62.50	-	-
26		1-1/2"	-	125.00	-	-	-	125.00	-	-
27		2"	-	200.00	-	-	-	200.00	-	-
28		3"	-	375.00	-	-	-	375.00	-	-
29		4"	-	625.00	-	-	-	625.00	-	-
30		6"	-	-	-	-	-	-	-	-
31		8"	-	-	-	-	-	-	-	-
32		Bulk	-	-	-	-	-	-	-	-
33		Raw 4"	-	-	-	-	-	-	-	-
34		<u>Total Base COM</u>	<u>-</u>		<u>-</u>	<u>-</u>	<u>-</u>		<u>-</u>	<u>-</u>
35										
36	Usage kGals & Revenue									
37		Allowance	-	-	-	-	-	-	-	-
38		Charged	-	4.500	-	-	-	4.500	-	-
39		<u>Total Usage COM</u>	<u>-</u>		<u>-</u>	<u>-</u>	<u>-</u>		<u>-</u>	
40										
41		Total Commercial Revenue			<u>-</u>		<u>-</u>		<u>-</u>	0.0%
42										
43	Industrial									
44	Billed Months & Base Revenue									
45		5/8x3/4"	-	25.00	-	-	-	25.00	-	-
46		3/4"	-	37.50	-	-	-	37.50	-	-
47		1"	-	62.50	-	-	-	62.50	-	-
48		1-1/2"	-	125.00	-	-	-	125.00	-	-
49		2"	-	200.00	-	-	-	200.00	-	-
50		3"	-	375.00	-	-	-	375.00	-	-
51		4"	-	625.00	-	-	-	625.00	-	-
52		6"	-	-	-	-	-	-	-	-
53		8"	-	-	-	-	-	-	-	-
54		10"	-	-	-	-	-	-	-	-
55		<u>Total Base IND</u>	<u>-</u>		<u>-</u>	<u>-</u>	<u>-</u>		<u>-</u>	<u>-</u>
56										
57	Usage kGals & Revenue									
58		Allowance	-	-	-	-	-	-	-	-
59		Charged	-	4.500	-	-	-	4.500	-	-
60		<u>Total Usage IND</u>	<u>-</u>		<u>-</u>	<u>-</u>	<u>-</u>		<u>-</u>	
61										
62		Total Industrial Revenue			<u>-</u>		<u>-</u>		<u>-</u>	0.0%

NJ - Tranquility Springs Water Tariff

Billing Determinants, Test Year Revenue, Comparison of Revenue at Present and Proposed Rates

Based on Test Year Ended Sep 30, 2013 Updated to Apr 2014

Line No.	(1) Class	(2) Size	(3) As Filed PF Units	(4) Present Rate \$	(5) As Filed PF Rev PrstRt	(6) Updated PF Units	(7) Upd PF Rev Prnt Rts (\$)	(8) Proposed Rate \$	(9) Upd PF Rev Prpsd Rts (\$)	(10) Custs %RevIncrs	
1	Public Authorities										
2	Billed Months & Base Revenue										
3	5/8x3/4"		-	25.00	-	-	-	25.00	-	-	
4	3/4"		-	37.50	-	-	-	37.50	-	-	
5	1"		-	62.50	-	-	-	62.50	-	-	
6	1-1/2"	12	125.00	1,500	12	1,500	125.00	1,500	1,500	1	
7	2"		-	200.00	-	-	-	200.00	-	-	
8	3"		-	375.00	-	-	-	375.00	-	-	
9	4"		-	625.00	-	-	-	625.00	-	-	
10	6"		-	-	-	-	-	-	-	-	
11	8"		-	-	-	-	-	-	-	-	
12	Total Measured PUB		12		1,500	12	1,500		1,500	1	
13	Usage kGals & Revenue										
15	Allowance		-	-	-	-	-	-	-	-	
16	Charged		398	4.500	1,790	455	2,047	4.500	2,047	-	
17	Total Usage PUB		398		1,790	455	2,047		2,047	-	
18											
19	Total Public Authorities Revenue				3,290		3,547		3,547	0.0%	
20											
21	Other Water Sales										
22	Usage kGals & Revenue										
23	Total Buys OTH		-	various	-	(to COM)	-	-	-	-	
24	Total Usage OTH		-	4.500	-	-	-	4.500	-	-	
25	Total Other Revenue				-	-	-	-	-	0.0%	
26											
27	Total Water Sales										
28	Billed Months & Revenue		543		14,775	552	15,000		15,000	46	
29	Usage kGals & Revenue		3,320		14,942	3,486	15,685		15,685	-	
30	Total Water Sales Revenue				29,717		30,685		30,685	0.0%	
31	Total CEUs		591			600					
32											
33	Fire Protection										
34	Private Fire Protection		(Billed-Unit-Months)							Units	
35	Sprinklers	3"	-	23.44	-	-	-	96.40	-	-	
36		4"	-	41.67	-	-	-	160.66	-	-	
37		6"	-	93.71	-	-	-	321.32	-	-	
38		8"	-	166.63	-	-	-	514.10	-	-	
39		10"	-	280.34	-	-	-	739.02	-	-	
40		12"	-	374.90	-	-	-	1,381.66	-	-	
41	Total Sprinklers										
42											
43	Private Hydrants		-	41.67	-	-	-	41.28	-	-	
44	Total Private Fire									0.0%	
45											
46											
47	Public Fire Protection		(Billed-Unit-Months)							Units	
48	Hydrants		-	-	-	-	-	-	-	23	
49			-	-	-	-	-	-	-	-	
50			-	-	-	-	-	-	-	-	
51			-	-	-	-	-	-	-	-	
52			-	-	-	-	-	-	-	-	
53			-	-	-	-	-	-	-	-	
54			-	-	-	-	-	-	-	-	
55			-	-	-	-	-	-	-	-	
56			-	-	-	-	-	-	-	-	
57			-	-	-	-	-	-	-	-	
58			-	-	-	-	-	-	-	-	
59			-	-	-	-	-	-	-	-	
60			-	-	-	-	-	-	-	-	
61	Tranquility Springs		276	41.67	11,500	276	11,500	44.58	12,305	23	
62			-	-	-	-	-	-	-	-	
63	Total Public Fire		276		11,500	276	11,500		12,305	7.0%	
64											
65	Total Water Sales & Fire Protection				41,217		42,185		42,990	1.9%	

NJ - Berkley Prvt Fire Water Tariff

Billing Determinants, Test Year Revenue, Comparison of Revenue at Present and Proposed Rates

Based on Test Year Ended Sep 30, 2013 Updated to Apr 2014

Line No.	(1) Class	(2) Meter Size	1.047 3 Yr Fctr			1.039 3 Yr Fctr			(10) Custs
			(3) As Filed PF Units	(4) Present Rate \$	(5) AsFiled Rev PrstRt	(6) Updated PF Units	(7) Upd PF Rev Prsnt Rts (\$)	(8) Proposed Rate \$	
1	Residential								
2	Billed Months & Base Revenue								
3	Easement cust		-	-	-	-	-	-	-
4	5/8x3/4"		-	-	-	-	-	-	-
5	3/4"		-	-	-	-	-	-	-
6	1"		-	-	-	-	-	-	-
7	1-1/2"		-	-	-	-	-	-	-
8	2"		-	-	-	-	-	-	-
9	3"		-	-	-	-	-	-	-
10	6"		-	-	-	-	-	-	-
11	8"		-	-	-	-	-	-	-
12	Total Base Res		-	-	-	-	-	-	-
13									
14	Usage kGals & Revenue								
15	Allowance		-	-	-	-	-	-	-
16	Charged		-	-	-	-	-	-	-
17	Total Usage Res		-	-	-	-	-	-	-
18									
19	Total Residential Revenue		-	-	-	-	-	-	0.0%
20	<i>Avg Res Bill, all sizes</i>		-	-	-	-	-	-	
21	Commercial								
22	Billed Months & Base Revenue								
23	5/8x3/4"		-	-	-	-	-	-	-
24	3/4"		-	-	-	-	-	-	-
25	1"		-	-	-	-	-	-	-
26	1-1/2"		-	-	-	-	-	-	-
27	2"		-	-	-	-	-	-	-
28	3"		-	-	-	-	-	-	-
29	4"		-	-	-	-	-	-	-
30	6"		-	-	-	-	-	-	-
31	8"		-	-	-	-	-	-	-
32	Bulk		-	-	-	-	-	-	-
33	Raw 4"		-	-	-	-	-	-	-
34	Total Base COM		-	-	-	-	-	-	-
35									
36	Usage kGals & Revenue								
37	Allowance		-	-	-	-	-	-	-
38	Charged		-	-	-	-	-	-	-
39	Total Usage COM		-	-	-	-	-	-	-
40									
41	Total Commercial Revenue		-	-	-	-	-	-	0.0%
42									
43	Industrial								
44	Billed Months & Base Revenue								
45	5/8x3/4"		-	-	-	-	-	-	-
46	3/4"		-	-	-	-	-	-	-
47	1"		-	-	-	-	-	-	-
48	1-1/2"		-	-	-	-	-	-	-
49	2"		-	-	-	-	-	-	-
50	3"		-	-	-	-	-	-	-
51	4"		-	-	-	-	-	-	-
52	6"		-	-	-	-	-	-	-
53	8"		-	-	-	-	-	-	-
54	10"		-	-	-	-	-	-	-
55	Total Base IND		-	-	-	-	-	-	-
56									
57	Usage kGals & Revenue								
58	Allowance		-	-	-	-	-	-	-
59	Charged		-	-	-	-	-	-	-
60	Total Usage IND		-	-	-	-	-	-	-
61									
62	Total Industrial Revenue		-	-	-	-	-	-	0.0%

NJ - Berkley Prvt Fire Water Tariff

Billing Determinants, Test Year Revenue, Comparison of Revenue at Present and Proposed Rates

Based on Test Year Ended Sep 30, 2013 Updated to Apr 2014

Line No.	(1) Class	(2) Size	(3) As Filed PF Units	(4) Present Rate \$	(5) AsFid PF Rev PrstRt	(6) Updated PF Units	(7) Upd PF Rev Prsnt Rts (\$)	(8) Proposed Rate \$	(9) Upd PF Rev Prpsd Rts (\$)	(10) Custs %Revincrs
1	Public Authorities									
2	Billed Months & Base Revenue									
3		5/8x3/4"	-	-	-	-	-	-	-	-
4		3/4"	-	-	-	-	-	-	-	-
5		1"	-	-	-	-	-	-	-	-
6		1-1/2"	-	-	-	-	-	-	-	-
7		2"	-	-	-	-	-	-	-	-
8		3"	-	-	-	-	-	-	-	-
9		4"	-	-	-	-	-	-	-	-
10		6"	-	-	-	-	-	-	-	-
11		8"	-	-	-	-	-	-	-	-
12	Total Measured PUB									
13										
14	Usage kGals & Revenue									
15		Allowance	-	-	-	-	-	-	-	-
16		Charged	-	-	-	-	-	-	-	-
17	Total Usage PUB									
18										
19	Total Public Authorities Revenue									
20										
21	Other Water Sales									
22	Usage kGals & Revenue									
23		Total Buys OTH	-	various	-	-	-	-	-	-
24		Total Usage OTH	-	-	-	-	-	-	-	-
25	Total Other Revenue									
26										
27	Total Water Sales									
28	Billed Months & Revenue									
29	Usage kGals & Revenue									
30	Total Water Sales Revenue									
31		Total CEUs	-	-	-	-	-	-	-	0.0%
32										
33	Fire Protection									
34	Private Fire Protection (Billed-Unit-Months)									
35	Sprinklers	3"	12	72.37	868	12	868	89.02	1,088	Units 7
36		4"	49	120.62	5,910	60	7,237	148.36	8,902	5
37		6"	48	241.24	11,580	84	20,264	296.73	24,925	7
38		8"	36	385.98	13,895	36	13,895	474.76	17,091	3
39		10"	-	-	-	-	-	682.60	-	-
40		12"	-	-	-	-	-	1,275.94	-	-
41	Total Sprinklers									
42			145		32,254	192	42,265		51,986	16
43	Private Hydrants									
44			-	41.09	-	-	-	41.28	-	-
45	Total Private Fire									
46			145		32,254	192	42,265		51,986	23.0%
47	Public Fire Protection (Billed-Unit-Months)									
48	Hydrants									
49			-	-	-	-	-	-	-	-
50			-	-	-	-	-	-	-	-
51			-	-	-	-	-	-	-	-
52			-	-	-	-	-	-	-	-
53			-	-	-	-	-	-	-	-
54			-	-	-	-	-	-	-	-
55			-	-	-	-	-	-	-	-
56			-	-	-	-	-	-	-	-
57			-	-	-	-	-	-	-	-
58			-	-	-	-	-	-	-	-
59			-	-	-	-	-	-	-	-
60			-	-	-	-	-	-	-	-
61			-	-	-	-	-	-	-	-
62			-	-	-	-	-	-	-	-
63	Total Public Fire									
64			-	-	-	-	-	-	-	0.0%
65	Total Water Sales & Fire Protection									
66					32,254		42,265		51,986	23.0%

NJ - Lopatcong Twsp Golf Club Water Tariff

Billing Determinants, Test Year Revenue, Comparison of Revenue at Present and Proposed Rates

Based on Test Year Ended Sep 30, 2013 Updated to Apr 2014

Line No.	(1) Class	(2) Meter Size	1.047 3 Yr Fctr			1.039 3 Yr Fctr		BDs updated through Apr 2014			(10) Custs %RevIncrs
			(3) As Filed PF Units	(4) Present Rate \$	(5) AsFiled PF Rev PrstRt	(6) Updated PF Units	(7) Upd PF Rev Prsnt Rts (\$)	(8) Proposed Rate \$	(9) Upd PF Rev Prpsd Rts (\$)		
1	Residential										
2	Billed Months & Base Revenue										
3		Easement cust	-	-	-	-	-	-	-	-	-
4		5/8x3/4"	-	-	-	-	-	13.88	-	-	
5		3/4"	-	-	-	-	-	-	-	-	
6		1"	-	-	-	-	-	-	-	-	
7		1-1/2"	-	-	-	-	-	-	-	-	
8		2"	-	-	-	-	-	-	-	-	
9		3"	-	-	-	-	-	-	-	-	
10		6"	-	-	-	-	-	-	-	-	
11		8"	-	-	-	-	-	-	-	-	
12		<u>Total Base Res</u>	-	-	-	-	-	-	-	-	
13	Usage kGals & Revenue										
14		Allowance	-	-	-	-	-	-	-	-	
15		Charged	-	0.986	-	-	-	1.077	-	-	
16		<u>Total Usage Res</u>	-	-	-	-	-	-	-	-	
17			-	-	-	-	-	-	-	-	
18			-	-	-	-	-	-	-	-	
19		Total Residential Revenue	-	-	-	-	-	-	-	0.0%	
20		<i>Avg Res Bill, all sizes</i>	-	-	-	-	-	-	-	-	
21	Commercial										
22	Billed Months & Base Revenue										
23		5/8x3/4"	-	-	-	-	-	13.88	-	-	
24		3/4"	-	-	-	-	-	-	-	-	
25		1"	-	-	-	-	-	-	-	-	
26		1-1/2"	-	-	-	-	-	-	-	-	
27		2"	-	-	-	-	-	-	-	-	
28		3"	-	-	-	-	-	-	-	-	
29		4"	-	-	-	-	-	347.00	-	-	
30		6"	-	-	-	-	-	-	-	-	
31		8"	-	-	-	-	-	-	-	-	
32		Bulk	-	-	-	-	-	-	-	-	
33		Raw 4"	7	358.72	2,511	7	2,511	347.00	2,429	1	
34		<u>Total Base COM</u>	7	-	2,511	7	2,511	-	2,429	1	
35			-	-	-	-	-	-	-	-	
36	Usage kGals & Revenue										
37		Allowance	-	-	-	-	-	-	-	-	
38		Charged	18,457	0.986	18,228	22,498	22,183	1.077	24,230	-	
39		<u>Total Usage COM</u>	18,457	-	16,226	22,498	22,183	-	24,230	-	
40			-	-	-	-	-	-	-	-	
41		Total Commercial Revenue	-	-	18,737	-	24,694	-	26,659	8.0%	
42			-	-	-	-	-	-	-	-	
43	Industrial										
44	Billed Months & Base Revenue										
45		5/8x3/4"	-	-	-	-	-	13.88	-	-	
46		3/4"	-	-	-	-	-	-	-	-	
47		1"	-	-	-	-	-	-	-	-	
48		1-1/2"	-	-	-	-	-	-	-	-	
49		2"	-	-	-	-	-	-	-	-	
50		3"	-	-	-	-	-	-	-	-	
51		4"	-	-	-	-	-	347.00	-	-	
52		8"	-	-	-	-	-	-	-	-	
53		8"	-	-	-	-	-	-	-	-	
54		10"	-	-	-	-	-	-	-	-	
55		<u>Total Base IND</u>	-	-	-	-	-	-	-	-	
56			-	-	-	-	-	-	-	-	
57	Usage kGals & Revenue										
58		Allowance	-	-	-	-	-	-	-	-	
59		Charged	-	0.986	-	-	-	1.077	-	-	
60		<u>Total Usage IND</u>	-	-	-	-	-	-	-	-	
61			-	-	-	-	-	-	-	-	
62		Total Industrial Revenue	-	-	-	-	-	-	-	0.0%	

NJ - Lopatcong Twp Golf Club Water Tariff

Billing Determinants, Test Year Revenue, Comparison of Revenue at Present and Proposed Rates

Based on Test Year Ended Sep 30, 2013 Updated to Apr 2014

Line No.	(1) Class	(2) Size	(3) As Filed PF Units	(4) Present Rate \$	(5) As Fld PF Rev PrstRt	(6) Updated PF Units	(7) Upd PF Rev Prst Rts (\$)	(8) Proposed Rate \$	(9) Upd PF Rev Prpsd Rts (\$)	(10) Custs %Revincrs
1	Public Authorities									
2	Billed Months & Base Revenue									
3		5/8x3/4"	-	-	-	-	-	13.88	-	-
4		3/4"	-	-	-	-	-	-	-	-
5		1"	-	-	-	-	-	-	-	-
6		1-1/2"	-	-	-	-	-	-	-	-
7		2"	-	-	-	-	-	-	-	-
8		3"	-	-	-	-	-	-	-	-
9		4"	-	-	-	-	-	347.00	-	-
10		6"	-	-	-	-	-	-	-	-
11		8"	-	-	-	-	-	-	-	-
12	Total Measured PUB		-	-	-	-	-	-	-	-
13										
14	Usage kGals & Revenue									
15		Allowance	-	-	-	-	-	-	-	-
16		Charged	-	0.986	-	-	-	1.077	-	-
17	Total Usage PUB		-	-	-	-	-	-	-	-
18										
19	Total Public Authorities Revenue									
20										
21	Other Water Sales									
22	Usage kGals & Revenue									
23		Total Buys OTH	-	various	-	-	-	-	-	-
24		Total Usage OTH	-	0.986	-	-	-	1.077	-	-
25	Total Other Revenue		-	-	-	-	-	-	-	0.0%
26										
27	Total Water Sales									
28	Billed Months & Revenue		7	-	2,511	7	2,511	-	2,429	1
29	Usage kGals & Revenue		16,457	-	16,226	22,498	22,183	-	24,230	-
30	Total Water Sales Revenue		-	-	18,737	-	24,694	-	26,659	8.0%
31	Total CEUs		175	-	-	175	-	-	-	-
32										
33	Fire Protection									
34	Private Fire Protection (Billed-Unit-Months)									Units
35	Sprinklers	3"	-	-	-	-	-	-	-	-
36		4"	-	-	-	-	-	-	-	-
37		6"	-	-	-	-	-	-	-	-
38		8"	-	-	-	-	-	-	-	-
39		10"	-	-	-	-	-	-	-	-
40		12"	-	-	-	-	-	-	-	-
41	Total Sprinklers		-	-	-	-	-	-	-	-
42										
43	Private Hydrants									
44	Total Private Fire		-	-	-	-	-	-	-	0.0%
45										
46										
47	Public Fire Protection (Billed-Unit-Months)									
48	Hydrants	-	-	-	-	-	-	-	-	-
49		-	-	-	-	-	-	-	-	-
50		-	-	-	-	-	-	-	-	-
51		-	-	-	-	-	-	-	-	-
52		-	-	-	-	-	-	-	-	-
53		-	-	-	-	-	-	-	-	-
54		-	-	-	-	-	-	-	-	-
55		-	-	-	-	-	-	-	-	-
56		-	-	-	-	-	-	-	-	-
57		-	-	-	-	-	-	-	-	-
58		-	-	-	-	-	-	-	-	-
59		-	-	-	-	-	-	-	-	-
60		-	-	-	-	-	-	-	-	-
61		-	-	-	-	-	-	-	-	-
62		-	-	-	-	-	-	-	-	-
63	Total Public Fire		-	-	-	-	-	-	-	0.0%
64										
65	Total Water Sales & Fire Protection		-	-	18,737	-	24,694	-	26,659	8.0%

Petition of Aqua New Jersey, Inc.
For Approval of an Increase in Rates for
Water Service and Other Tariff Changes

BPU Docket No. WR14010019
OAL Dkt. No. PUC-01147-14

Exhibit C

AQUA NEW JERSEY, INC.
WATER SYSTEMS
UNAMORTIZED ACQUISITION ADJUSTMENT
RATE BASE COMPONENT

	Total Acq. Adj.	Amortization Months	Monthly Amortizations	Actual Unamortized Acq. Adj. 4/30/2014	Test Year Unamortized Acq. Adj. 4/30/14
Deep Well	\$ (8,441)	180	\$ (47)	\$ (2,064)	\$ (2,064)
Bunnvale	(14,832)	180	(82)	(3,296)	(3,296)
Berkley	825,156	180	4,584	421,753	421,753
Lawrenceville	423,832	180	2,355	367,306	367,306
Bear Brook	(799,549)	180	(4,442)	(408,656)	(408,656)
Bloomsbury	(229,412)	180	(1,275)	(193,082)	(193,082)
Vernon	(55,400)	180	(308)	(45,340)	(45,340)
Harkers Hollow	17,000	180	94	14,733	14,733
Walkkill	(292,573)	180	(1,625)	(243,589)	(243,589)
Tranquility Springs	(334,565)	180	(1,859)	(319,266)	(319,266) see RCR-A-83
TOTALS	\$ (468,784)		\$ (2,604)	\$ (411,501)	\$ (411,501)
Adjustment				<u>\$ -</u>	
Annual Amortization Expense				<u>\$ (31,252)</u>	

AQUA NEW JERSEY, INC.
PURCHASED WATER ADJUSTMENT CLAUSE
2014 BASE RATE CASE - BPU Docket No. WR14010019

- 1.) BASE LEVEL DATA UNDER N.J.A.C 14:9-7.4(a)1

System	Commodity Usage (MG)	Annual Cost	Cost per MG
Blackwood	132	\$ 299,722	\$ 2,276.44
Woolwich	118	\$ 364,615	\$ 3,086.27
LWC	186	\$ 498,437	\$ 2,679.10
Trenton	22	\$ 72,713	\$ 3,260.00
Reiglesville	-	\$ 4,400	\$ -
Total	458	\$ 1,239,887	\$ 2,706.26

- 2.) N.J.A.C. 14:9-7.4(a)2

ACTUAL NUMBER AND CLASSES OF CUSTOMERS (4/30/2014)

RESIDENTIAL	48,028
COMMERCIAL	2,097
INDUSTRIAL	38
PUBLIC	113
PRIVATE FIRE	532
PUBLIC FIRE	3,395

- 3.) N.J.A.C 14.9-7.4(a)3

ACTUAL VOLUME OF WATER PURCHASED (STIPULATED) 458 MG

- 4.) N.J.A.C 14.9-7.4(a)4

PROPOSED COST PER UNIT METHOD:
 ANNUAL REVENUE REQUIREMENT
 FOR PURCHASED WATER ADJUSTMENT/WATER BILLED

- 5.) N.J.A.C 14.9-7.4(b)

BASE CONSUMPTION (STIPULATED) 458 MG

BASE COSTS (per 1,000 gallons)

Blackwood	\$ 2.2764
Woolwich	\$ 3.0863
LWC	\$ 2.6791
Trenton	\$ 3.2600
Reiglesville	\$ - *

* Cost stipulated at \$4,400 annually